



**Your hydraulic and pneumatic
solutions and services**

 Apex Fluid Power Ltd.

Phone: 01228 511157

www.apexfluid.co.uk



The Parker Hannifin Corporation, as a world leader in motion and control technologies and systems, is synonymous with precision engineered products.

In 1993, we launched the first ParkerStore in an effort to provide customers with the knowledgeable support and professional services of a local retail facility.

The ParkerStore Charter

Your ParkerStores are dedicated to providing knowledgeable support, professional services, and innovative products and solutions to MRO (maintenance, repair and overhaul) and OEM (original equipment manufacturing) customers in a variety of markets.

Around the corner and around the world, the professionals at ParkerStores meet your immediate need to stay productive by providing the broadest range of products and service choices for your hydraulic and pneumatic applications.

The ParkerStore Philosophy

Your ParkerStore is all about customer service and offers:

- Convenient hours
- Product availability
- Superior service and support



Warning-user responsibility

Failure or improper selection or improper use of the products described herein or related items can cause death, personal injury and property damage.

- This document and other information from Parker Hannifin Corporation, its subsidiaries and distributors provide product or system options for further investigation by users having technical expertise.
- The user, through his own analysis and testing, is solely responsible for making the final selection of the system and components and assuring that all performance, endurance, maintenance, safety and warning requirements of the application are met.

The user must analyse all aspects of the application, follow applicable industry standards, and follow the information concerning the product in the current product catalogue and in any other materials provided from Parker or its subsidiaries or distributors.

- To the extent that Parker or its subsidiaries or distributors provide component or system options based upon data or specifications provided by the user, the user is responsible for determining that such data and specifications are suitable and sufficient for all applications and reasonably foreseeable uses of the components or systems.

The operation of the products described herein is subject to the operating and safety procedures, details of which are available upon request.

Sales conditions

The items described in this document are available for sale by Parker Hannifin Corporation, its subsidiaries or its distributors. Pictures in this catalogue are not contractual. Any sale contract entered into by Parker will be governed by the provisions stated in Parker's standard terms and conditions of sale (copy available upon request). Please contact your Parker representative for a detailed "Offer of Sale".



Apex Fluid Power Ltd.


Benefit from the ParkerStore™ difference



Knowledgeable support



Professional service



Innovative solutions



Your ParkerStore manager is a problem solver, with a friendly attitude, who is committed to helping you improve your operations through the effective use of Parker brand products, technologies, and systems.

Our ParkerStores deliver innovative solutions and dependable quality with a personal touch, offering on-the-spot, expert problem-solving to help you achieve optimum uptime and reliable performance.


A comprehensive range of hydraulic and pneumatic solutions in a bright, clean, well arranged stock at hand.

- **More than 5,000 top-quality products on display**
- **A complete inventory of hydraulic and pneumatic components and systems**
- **Access to complementary services**
- **Custom hose assemblies while you wait**




Around the corner, around the world...

ParkerStore has a solution for your hydraulic or pneumatic applications

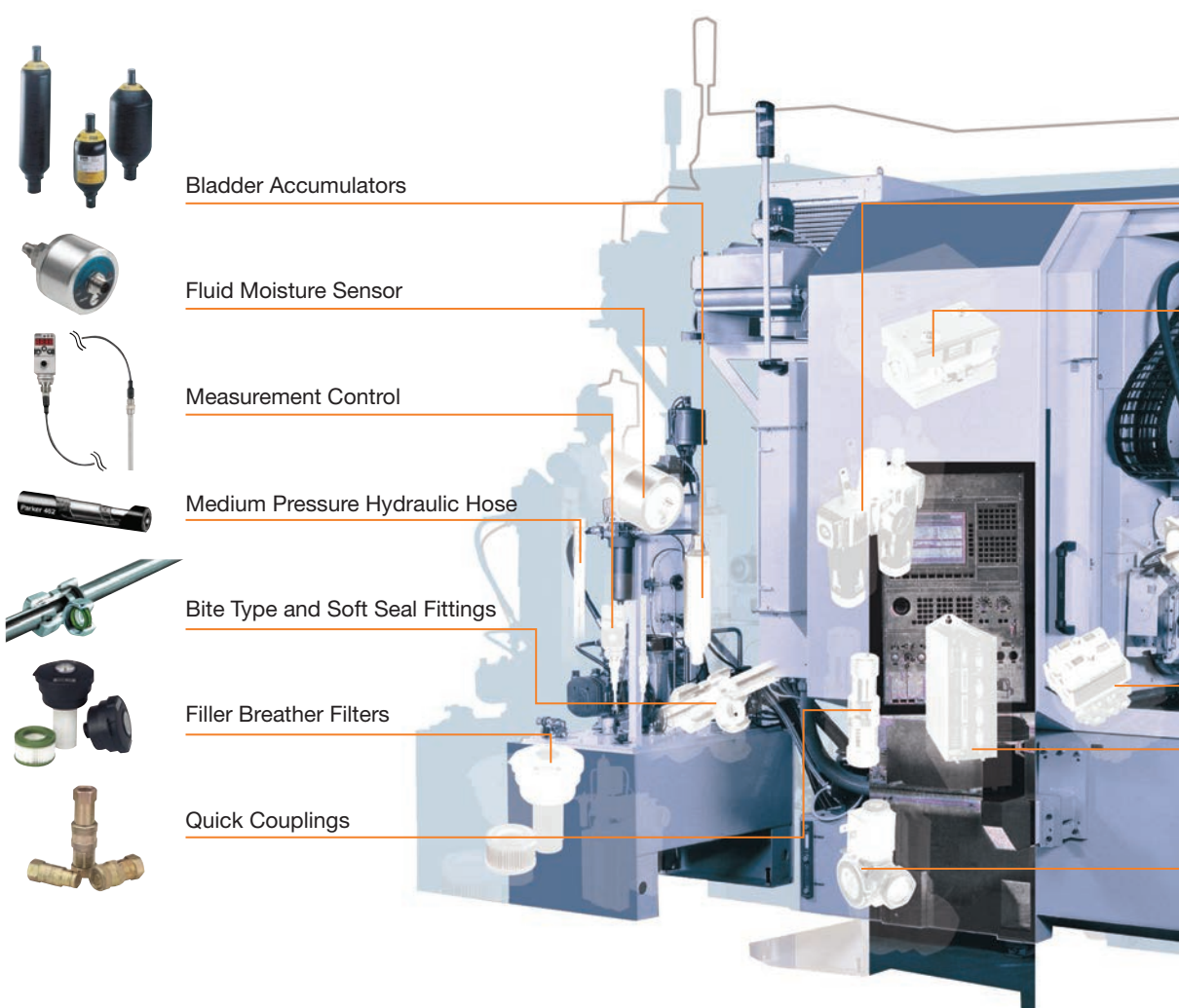


The comprehensive selection of products displayed in this catalogue are available through your local ParkerStore, along with the professional expertise that will enable you to apply them effectively in any application.



Industrial

ParkerStore has a solution for your hydraulic or pneumatic applications



Bladder Accumulators



Fluid Moisture Sensor



Measurement Control



Medium Pressure Hydraulic Hose



Bite Type and Soft Seal Fittings

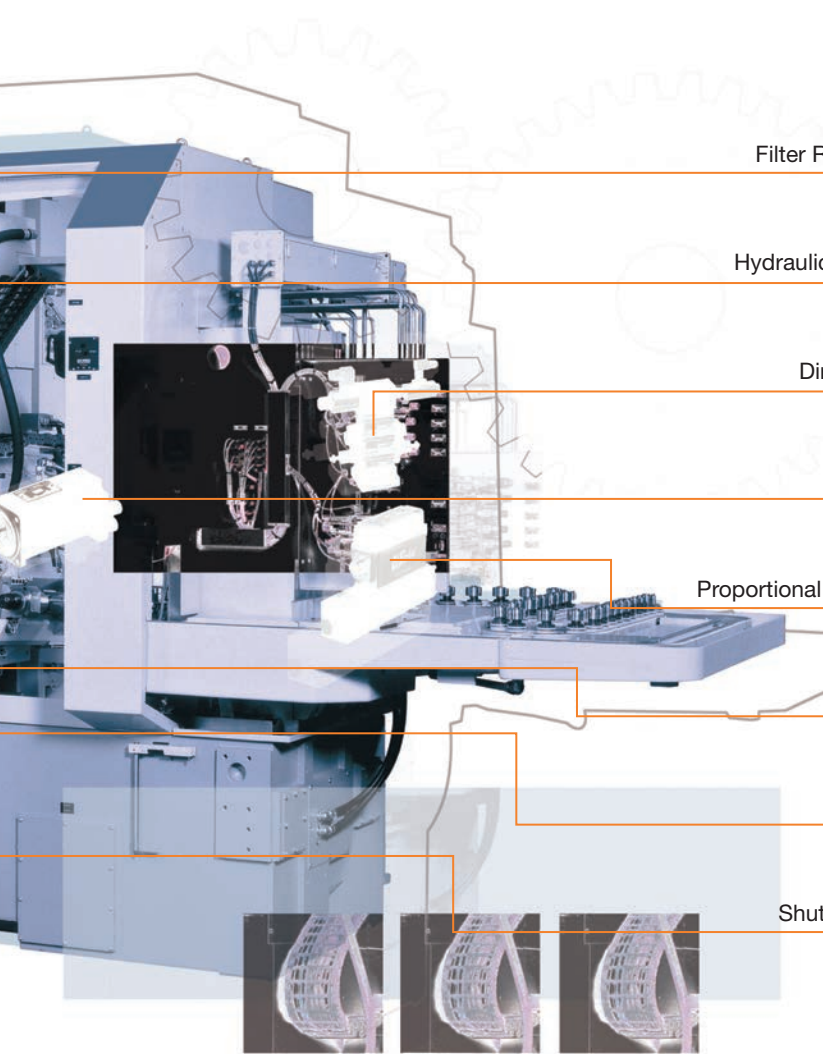


Filler Breather Filters



Quick Couplings

This catalogue presents a wide range of products and solutions available through your local ParkerStore, for all your mobile applications.



Filter Regulator Lubricators



Hydraulic Compact Cylinders



Direct Operated Valves



Servo Motors



Proportional Drive Control Valves



ISO Valves



Servo Drives



Shut off Solenoid Valves



Mobile

ParkerStore has a solution for your hydraulic or pneumatic applications



High Pressure Spiral Hose



Hydraulic Cylinders



Quick Couplings



Remote Control Valves




Suction Return Filters



Thermoplastic Hose



Hydraulic Motors



This catalogue presents a wide range of products and solutions available through your local ParkerStore, for all your mobile applications.



Hydraulic Flanges



Cartridge Valves



Piston Pumps



Gear Pumps and Motors



Diesel Fuel Filter



Manifold Systems



Sensor



Hydraulic Motors



Apex Fluid Power Ltd.

Pneumatic

ParkerStore has a solution for your hydraulic or pneumatic applications



Push-In Fittings



Control Valves



Non-Return Valves



Stainless Steel Fittings



Double-Acting
Pneumatic Cylinders




Bite Type and Soft
Sealing Fittings



Electromechanical Cylinders

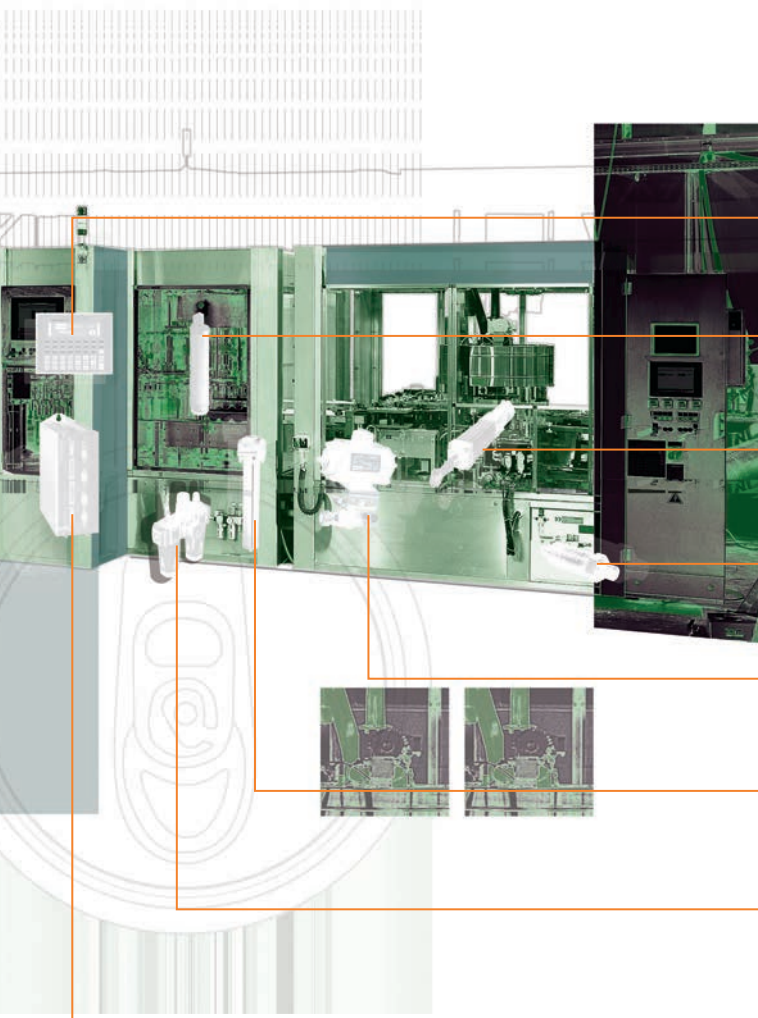


Pneumatic Cylinders



Apex Fluid Power Ltd.

This catalogue presents a wide range of products and solutions available through your local ParkerStore, for all your pneumatic applications.



Human Machine Interface



Air Filter Elements



Piston Pumps



Measurement Control



Solenoid Valves



Air Filter Housing



Filter Regulator Lubricators



Electrical Drives



Apex Fluid Power Ltd.

PARKER DIRECT LINK NEED MORE TECHNICAL DETAILS? WWW.PARKERSTOREDL.COM



42 Parker Direct Link is an easy way to access the complete technical data and drawings of the product you're interested in. All your answers under one number, it's as easy as 1, 2, 3:

- 1) Login to **www.parkerstoredl.com**
- 2) Select your language.
- 3) Enter the Parker Direct Link code indicated next to each product in this catalogue.



Apex Fluid Power Ltd.

Phone: 01228 511157

www.apexfluid.co.uk

General Index

Hydraulics

Rubber Hose & Fittings
Thermoplastic Hose & Fittings
Hydraulic Fittings
Hydraulic Flanges

Hose Accessories
Hydraulic Quick Couplings
Hydraulic Tubes
Hydraulic Filtration

Hydraulic Cylinders
Accumulators
Hydraulic Valves
Truck pump

1

Pneumatics

Tube & Tube Fittings
Pneumatic Tubes
Pneumatic Quick Couplings

Pneumatic Cylinders
Shock Absorbers
Pneumatic Valves

Blow Guns
Accessories
Rubber Hose & Fittings

2

Compressed Air & Gas Treatment

Filter Regulator Lubricators
Compressed Air Treatment

Compressed Air Piping

Gas Supply

3

Industrial Hose

Rubber Hose & Fittings

Industrial Hose & Couplings

4

Fuel Filters

Racor Filtration

5

Instrumentation & Process

Instrumentation Fittings & Gauges
Instrumentation Tubes
Stainless Steel Fittings

Industrial Valves
Fluid Control Solenoid Valves
Water Valves

Instrumentation Filters
Thermoplastic Hose & Fittings

6

Maintenance Consumables

Adhesives and Sealants

Lubrication

Seals

7

Tooling & Accessories

Hose Accessories
Clamps
Crimping

Tooling
Tube Tooling
Measurement & Control

Portable Filtration Solution
Accessories


8



Apex Fluid Power Ltd.



Compact Spiral™ hose - p. 56



Pressure Relief Valves - p. 264

Rubber Hose & Fittings

61 <small>Parker DirectLink</small>	• Medium Pressure Hose & Fittings	14
61 <small>Parker DirectLink</small>	• High Pressure Hose & Fittings	36

Thermoplastic Hose & Fittings

66 <small>Parker DirectLink</small>	• Medium Pressure Hose & Fittings	63
66 <small>Parker DirectLink</small>	• High Pressure Hose	77
66 <small>Parker DirectLink</small>	• Ultra High Pressure Hose	79
66 <small>Parker DirectLink</small>	• Ultra High Pressure Hose Fittings	80

Hydraulic Fittings

63 <small>Parker DirectLink</small>	• DIN Fittings	82
63 <small>Parker DirectLink</small>	• 37° Cone Fittings	125
63 <small>Parker DirectLink</small>	• ORFS Fittings	151
63 <small>Parker DirectLink</small>	• Rotary Fittings	168
63 <small>Parker DirectLink</small>	• Weld Fittings	170
63 <small>Parker DirectLink</small>	• Adaptors	175

Hydraulic Flanges

63 <small>Parker DirectLink</small>	• Flanges	194
--	-----------------	-----

Hose Accessories

63 <small>Parker DirectLink</small>	• O-Rings	198
--	-----------------	-----

Hydraulic Quick Couplings

147 <small>Parker DirectLink</small>	• Industrial Quick Couplings	201
147 <small>Parker DirectLink</small>	• Flush-faced Quick Couplings	204
147 <small>Parker DirectLink</small>	• High Pressure Quick Couplings	209
147 <small>Parker DirectLink</small>	• Mobile Quick Couplings	211
147 <small>Parker DirectLink</small>	• Multicouplings	218

Hydraulic Tubes

63 <small>Parker DirectLink</small>	• Steel and Stainless Steel Tubes	221
--	---	-----





TEMA FF Quick Couplings - p.206

Hydraulic Filtration

54 <small>Parker DirectLink</small>	● Low Pressure Filter Elements	223
57 <small>Parker DirectLink</small>	● Interchangeable Replacement Elements	225
54 <small>Parker DirectLink</small>	● Filler Breather Filters	241

Hydraulic Cylinders

40 <small>Parker DirectLink</small>	● Gland Cartridge Service Kits	247
77 <small>Parker DirectLink</small>	● Gland Repair Tools	248

Accumulators

41 <small>Parker DirectLink</small>	● Diaphragm Accumulators	249
46 <small>Parker DirectLink</small>	● Accumulator Charging & Gauging Kits	250

Hydraulic Valves

67 <small>Parker DirectLink</small>	● Directional Control Valves	251
68 <small>Parker DirectLink</small>	● Sandwich Valve	252
71 <small>Parker DirectLink</small>	● Flow Control Valves	253
63 <small>Parker DirectLink</small>	● Ball Valves	257
63 <small>Parker DirectLink</small>	● Air Bleed, Alternating & Shut-off Valves	259
63 <small>Parker DirectLink</small>	● Non-return Valves	260
139 <small>Parker DirectLink</small>	● Pressure Relief Valves	264

Truck Pump

53 <small>Parker DirectLink</small>	● Axial Piston Pump	268
53 <small>Parker DirectLink</small>	● Gear Pump	269



1

HYDRAULICS

- Construction:**
- Tube: nitrile (NBR).
 - Reinforcement: two high tensile steel wire braids.
 - Cover: synthetic rubber.
- Recommended fluids:**
- Petroleum and water-glycol based fluids, lubricating oils, air and water. For air above 1.7 MPa, the hose cover must be pinpricked.
- Operating temperature:**
- -40°C to +100°C. (Air max. +70°C, Water max. +85°C).
- Burst pressure:**
- Operating pressure x 4.
- Applicable specifications:**
- EN 853-2SN / SAE 100R2 AT / ISO 1436 Type 2.
- Fitting series:**
- 48.
- Applications:**
- General medium pressure hydraulic applications.

- Advantages:**
- No-Skive thin cover hose construction, nitrile (NBR) inner tube.
- Benefits:**
- For greater fluid compatibility and bio-oil resistance.

301SN - No-Skive hose - EN 853 2SN / ISO 1436 Type 2



61 Parker DirectLink

Part number	Hose Inside Diameter				Outside Diameter mm	Operating Pressure		Bend radius mm
	DN	inch	Size	mm		psi	Mpa	
301SN-4	6	1/4	-04	6.3	15.0	5800	40.0	100
301SN-5	8	5/16	-05	7.9	16.6	5075	35.0	115
301SN-6	10	3/8	-06	9.5	19.0	4775	33.0	130
301SN-8	12	1/2	-08	12.7	22.2	4000	27.5	180
301SN-10	16	5/8	-10	15.9	25.4	3600	25.0	200
301SN-12	20	3/4	-12	19.1	29.3	3100	21.5	240
301SN-16	25	1	-16	25.4	38.1	2400	16.5	300
301SN-20	32	1 1/4	-20	31.8	47.5	1800	12.5	420
301SN-24	40	1 1/2	-24	38.1	55.0	1300	9.0	500
301SN-32	50	2	-32	50.8	67.0	1150	8.0	630

The combination of high temperature and high pressure may reduce hose life.

- Construction:
 - Tube: nitrile (NBR).
 - Reinforcement: one high tensile steel wire braid.
 - Cover: synthetic rubber.
 - Recommended fluids:
 - Petroleum and water-glycol based fluids, lubricating oils, air and water.
For air above 1.7 MPa, the hose cover must be pinpricked.
 - Operating temperature:
 - -40°C to +100°C. (Air max. +70°C, Water max. +85°C).
 - Burst pressure:
 - Operating pressure x 4.
 - Applicable specifications:
 - EN 853 1SN / SAE 100R1 AT / ISO 1436 Type 1.
 - Fitting series:
 - 48.
 - Applications:
 - General medium pressure hydraulic applications.
-
- Advantages:
 - Nitrile inner tube.
 - Benefits:
 - For greater fluid compatibility and bio-oil resistance.

421SN - No-Skive Hose - EN 853 1SN / SAE 100R1 AT / ISO 1436 Type 1



61 Parker Direct Link

Part number	Hose Inside Diameter				Outside Diameter mm	Operating Pressure		Bend radius mm
	DN	inch	Size	mm		psi	Mpa	
421SN-4	6	1/4	-04	6.3	13.4	3250	22.5	100
421SN-5	8	5/16	-05	7.9	15.0	3125	21.5	115
421SN-6	10	3/8	-06	9.5	17.4	2600	18.0	130
421SN-8	12	1/2	-08	12.7	20.7	2325	16.0	180
421SN-10	16	5/8	-10	15.9	23.9	1875	13.0	200
421SN-12	20	3/4	-12	19.1	27.8	1525	10.5	240
421SN-16	25	1	-16	25.4	35.8	1275	8.8	300
421SN-20	32	1 1/4	-20	31.8	44.8	900	6.3	420
421SN-24	40	1 1/2	-24	38.1	51.1	725	5.0	500
421SN-32	50	2	-32	50.8	64.7	575	4.0	630

The combination of high temperature and high pressure may reduce hose life.

1

HYDRAULICS

- Construction:**
- Tube: synthetic rubber.
 - Reinforcement: two textile braids, with wire spiraled throughout the textile reinforcement to prevent collapse under vacuum.
 - Cover: oil and weather resistant synthetic rubber.
- Recommended fluids:**
- Petroleum and water-glycol based fluids, lubricating oils, air and water.
- Operating temperature:**
- -40°C up to +100°C (Air max. +70°C, Water max. +85°C).
- Applicable specifications:**
- SAE 100R4.
- Fitting series:**
- 48 (up to size -32).
 - For sizes -40 and -48, fitting series on request.
- Applications:**
- General applications.

- Advantages:**
- No-Skive hose construction, small bend radii.
- Benefits:**
- Reduces the assembly time and the risk inherent in poor skiving quality.

811 - No-Skive suction and return line hose



61 Parker Direct Link

Part number	Hose Inside Diameter				Outside Diameter mm	Operating Pressure		Bend radius mm
	DN	inch	Size	mm		psi	Mpa	
811-12*	20	3/4	-12	19.1	30.0	300	2.1	65
811-16*	25	1	-16	25.4	38.0	250	1.7	75
811-20	32	1 1/4	-20	31.8	45.0	200	1.4	100
811-24	40	1 1/2	-24	38.1	52.0	150	1.0	130
811-32	50	2	-32	50.8	64.0	100	0.7	150
811-40	62	2-1/2	40	62.3	75.0	62	0.4	180
811-48	75	3	48	74.6	90.0	62	0.4	230

* size -12 and size -16 = on Parkrimp® 2 crimping press only, see page 519.
The combination of high temperature and high pressure may reduce the hose life.



- Construction:**
- Tube: PKR synthetic rubber.
 - Reinforcement: two high tensile steel wire braids.
 - Cover: blue synthetic rubber.
- Recommended fluids:**
- Petroleum hydraulic fluids, lubricating oils, water-glycol based fluids, air and water.
- Operating temperature:**
- -48°C up to +150°C (Air max. +70°C, Water max. +85°C).
- Burst pressure:**
- Operating pressure × 4.
- Applicable specifications:**
- SAE 100R16.
- Fitting series:**
- 48.
- Applications:**
- Medium pressure hydraulic applications at high temperature.

- Advantages:**
- Blue PKR, MSHA-accepted outer cover.
- Benefits:**
- Ideal for a wide range of high temperature applications.
 - Compact construction for tight bend radius.

436 - No-Skive compact high temperature hose



61 Parker Direct Line

Part number	Hose Inside Diameter				Outside Diameter mm	Operating Pressure		
	DN	inch	Size	mm		bar	psi	Mpa
436-6-BLU-RL	10	3/8	-06	9.5	17	275	3990	27.5
436-8-BLU-RL	12	1/2	-08	12.7	20	240	3480	24.0
436-10-BLU-RL	16	5/8	-10	15.9	24	190	2760	19.0
436-12-BLU-RL	20	3/4	-12	19.1	28	155	2250	15.5
436-16-BLU-RL	25	1	-16	25.4	36	138	2000	13.8

- Construction:**
- Tube: synthetic rubber.
 - Reinforcement: one steel wire construction.
 - Cover: synthetic rubber.
- Recommended fluids:**
- Petroleum and water-glycol based fluids, lubricating oils, air and water.
For air above 1.7 MPa, the hose cover must be pinpricked.
- Operating temperature:**
- -40°C up to +125°C. (Air max. +70°C, Water max. +85°C).
- Burst pressure:**
- Operating pressure × 4.
- Applicable specifications:**
- ISO 11237 R16 - SAE 100R16.
- Fitting series:**
- 46, 48.
- Applications:**
- Many industrial and mobile applications, with typical usage seen on agricultural machines or in power steering circuits.
- Advantages:**
- Compact one wire braid construction with a two wire braid performance.
- Benefits:**
- Reduces stock as it can replace both one and two wire braid hoses in standard applications.

441 - No-Skive compact 1 layer hose



61 Parker Direct Line

Part number	Hose Inside Diameter				Outside Diameter mm	Operating Pressure		Bend radius mm
	DN	inch	Size	mm		psi	Mpa	
441-4	6	1/4	-04	6.3	13.4	5000	35.0	50
441-6	10	3/8	-06	9.5	17.4	4000	28.0	65
441-8	12	1/2	-08	12.7	20.7	3500	24.5	90
441-10	16	5/8	-10	15.9	23.8	2750	19.2	100
441-12	20	3/4	-12	19.1	27.8	2250	15.7	120
441-16	25	1	-16	25.4	35.8	2000	14.0	150

The combination of high temperature and high pressure may reduce hose life.

1

Parkrimp® crimp fittings

Material:

- Cr (VI)-free.

For hose type:

- 301SN, 421SN, 436, 441, 461LT, 462, 811.

CA - Female metric 24° - light series with O-Ring - swivel straight



61 Parker DirectLok

Part number	Hose Inside Diameter			Tube Outside Diameter mm	Thread Metric	
	DN	inch	Size			
1CA48-6-4	6	1/4	-04	6.3	6	M12x1.5
1CA48-8-4	6	1/4	-04	6.3	8	M14x1.5
1CA48-10-4	6	1/4	-04	6.3	10	M16x1.5
1CA48-12-4	6	1/4	-04	6.3	12	M18x1.5
1CA48-8-5	8	5/16	-05	7.9	8	M14x1.5
1CA48-10-5	8	5/16	-05	7.9	10	M16x1.5
1CA48-12-5	8	5/16	-05	7.9	12	M18x1.5
1CA48-8-6	10	3/8	-06	9.5	8	M14x1.5
1CA48-10-6	10	3/8	-06	9.5	10	M16x1.5
1CA48-12-6	10	3/8	-06	9.5	12	M18x1.5
1CA48-15-6	10	3/8	-06	9.5	15	M22x1.5
1CA48-18-6	10	3/8	-06	9.5	18	M26x1.5
1CA48-12-8	12	1/2	-08	12.7	12	M18x1.5
1CA48-15-8	12	1/2	-08	12.7	15	M22x1.5
1CA48-18-8	12	1/2	-08	12.7	18	M26x1.5
1CA48-15-10	16	5/8	-10	15.9	15	M22x1.5
1CA48-18-10	16	5/8	-10	15.9	18	M26x1.5
1CA48-22-10	16	5/8	-10	15.9	22	M30x2
1CA48-18-12	20	3/4	-12	19.1	18	M26x1.5
1CA48-22-12	20	3/4	-12	19.1	22	M30x2
1CA48-28-12	20	3/4	-12	19.1	28	M36x2
1CA48-22-16	25	1	-16	25.4	22	M30x2
1CA48-28-16	25	1	-16	25.4	28	M36x2
1CA48-35-16	25	1	-16	25.4	35	M45x2
1CA48-35-20	32	1 1/4	-20	31.8	35	M45x2
1CA48-42-24	40	1 1/2	-24	38.1	42	M52x2

Hose fittings are delivered with ozone resistant nitrile (NBR) O-Ring as a standard version.
Operating temperature from -30°C up to +105°C.
Hose fittings with special O-Ring (Viton™ or EPDM) available on request.

HYDRAULICS

CE - Female metric 24° - light series with O-Ring - swivel 45° elbow



61 Parker Direct Link

Part number	Hose Inside Diameter				Tube Outside Diameter mm	Thread Metric
	DN	inch	Size	mm		
1CE48-6-4	6	1/4	-04	6.3	6	M12x1.5
1CE48-8-4	6	1/4	-04	6.3	8	M14x1.5
1CE48-10-4	6	1/4	-04	6.3	10	M16x1.5
1CE48-8-5	8	5/16	-05	7.9	8	M14x1.5
1CE48-10-5	8	5/16	-05	7.9	10	M16x1.5
1CE48-12-5	8	5/16	-05	7.9	12	M18x1.5
1CE48-10-6	10	3/8	-06	9.5	10	M16x1.5
1CE48-12-6	10	3/8	-06	9.5	12	M18x1.5
1CE48-15-6	10	3/8	-06	9.5	15	M22x1.5
1CE48-12-8	12	1/2	-08	12.7	12	M18x1.5
1CE48-15-8	12	1/2	-08	12.7	15	M22x1.5
1CE48-18-10	16	5/8	-10	15.9	18	M26x1.5
1CE48-22-12	20	3/4	-12	19.1	22	M30x2
1CE48-28-12	20	3/4	-12	19.1	28	M36x2
1CE48-28-16	25	1	-16	25.4	28	M36x2
1CE48-35-20	32	1 1/4	-20	31.8	35	M45x2
1CE48-42-24	40	1 1/2	-24	38.1	42	M52x2

Hose fittings are delivered with ozone resistant nitrile (NBR) O-Ring as a standard version.
Operating temperature from -30°C up to +105°C.
Hose fittings with special O-Ring (Viton™ or EPDM) available on request.

CF - Female metric 24° - light series with O-Ring - swivel 90° elbow



61 Parker Direct Link

Part number	Hose Inside Diameter				Tube Outside Diameter mm	Thread Metric
	DN	inch	Size	mm		
1CF48-6-4	6	1/4	-04	6.3	6	M12x1.5
1CF48-8-4	6	1/4	-04	6.3	8	M14x1.5
1CF48-10-4	6	1/4	-04	6.3	10	M16x1.5
1CF48-12-4	6	1/4	-04	6.3	12	M18x1.5
1CF48-10-5	8	5/16	-05	7.9	10	M16x1.5
1CF48-12-5	8	5/16	-05	7.9	12	M18x1.5
1CF48-10-6	10	3/8	-06	9.5	10	M16x1.5
1CF48-12-6	10	3/8	-06	9.5	12	M18x1.5
1CF48-15-6	10	3/8	-06	9.5	15	M22x1.5
1CF48-12-8	12	1/2	-08	12.7	12	M18x1.5
1CF48-15-8	12	1/2	-08	12.7	15	M22x1.5
1CF48-18-8	12	1/2	-08	12.7	18	M26x1.5
1CF48-15-10	16	5/8	-10	15.9	15	M22x1.5
1CF48-18-10	16	5/8	-10	15.9	18	M26x1.5
1CF48-22-10	16	5/8	-10	15.9	22	M30x2
1CF48-22-12	20	3/4	-12	19.1	22	M30x2
1CF48-28-12	20	3/4	-12	19.1	28	M36x2
1CF48-22-16	25	1	-16	25.4	22	M30x2
1CF48-28-16	25	1	-16	25.4	28	M36x2
1CF48-28-20	32	1 1/4	-20	31.8	28	M36x2
1CF48-35-20	32	1 1/4	-20	31.8	35	M45x2
1CF48-42-24	40	1 1/2	-24	38.1	42	M52x2

Hose fittings are delivered with ozone resistant nitrile (NBR) O-Ring as a standard version.
Operating temperature from -30°C up to +105°C.
Hose fittings with special O-Ring (Viton™ or EPDM) available on request.

1 D0 - Male metric 24° - light series - rigid straight



61 Parker Direct Link

Part number	Hose Inside Diameter				Tube Outside Diameter mm	Thread Metric
	DN	inch	Size	mm		
1D048-6-4	6	1/4	-04	6.3	6	M12x1.5
1D048-8-4	6	1/4	-04	6.3	8	M14x1.5
1D048-10-4	6	1/4	-04	6.3	10	M16x1.5
1D048-12-4	6	1/4	-04	6.3	12	M18x1.5
1D048-8-5	8	5/16	-05	7.9	8	M14x1.5
1D048-10-5	8	5/16	-05	7.9	10	M16x1.5
1D048-12-5	8	5/16	-05	7.9	12	M18x1.5
1D048-10-6	10	3/8	-06	9.5	10	M16x1.5
1D048-12-6	10	3/8	-06	9.5	12	M18x1.5
1D048-15-6	10	3/8	-06	9.5	15	M22x1.5
1D048-15-8	12	1/2	-08	12.7	15	M22x1.5
1D048-18-10	16	5/8	-10	15.9	18	M26x1.5
1D048-22-12	20	3/4	-12	19.1	22	M30x2
1D048-28-16	25	1	-16	25.4	28	M36x2
1D048-35-20	32	1 1/4	-20	31.8	35	M45x2
1D048-42-24	40	1 1/2	-24	38.1	42	M52x2

HYDRAULICS



C9 - Female metric 24° - heavy series with O-Ring - swivel straight



61 Parker Direct Link

Part number	Hose Inside Diameter				Tube Outside Diameter mm	Thread Metric
	DN	inch	Size	mm		
1C948-6-4	6	1/4	-04	6.3	6	M14x1.5
1C948-8-4	6	1/4	-04	6.3	8	M16x1.5
1C948-10-4	6	1/4	-04	6.3	10	M18x1.5
1C948-12-4	6	1/4	-04	6.3	12	M20x1.5
1C948-14-4	6	1/4	-04	6.3	14	M22x1.5
1C948-10-5	8	5/16	-05	7.9	10	M18x1.5
1C948-12-5	8	5/16	-05	7.9	12	M20x1.5
1C948-16-5	8	5/16	-05	7.9	16	M24x1.5
1C948-8-6	10	3/8	-06	9.5	8	M16x1.5
1C948-10-6	10	3/8	-06	9.5	10	M18x1.5
1C948-12-6	10	3/8	-06	9.5	12	M20x1.5
1C948-14-6	10	3/8	-06	9.5	14	M22x1.5
1C948-16-6	10	3/8	-06	9.5	16	M24x1.5
1C948-12-8	12	1/2	-08	12.7	12	M20x1.5
1C948-14-8	12	1/2	-08	12.7	14	M22x1.5
1C948-16-8	12	1/2	-08	12.7	16	M24x1.5
1C948-20-8	12	1/2	-08	12.7	20	M30x2
1C948-16-10	16	5/8	-10	15.9	16	M24x1.5
1C948-20-10	16	5/8	-10	15.9	20	M30x2
1C948-20-12	20	3/4	-12	19.1	20	M30x2
1C948-25-12	20	3/4	-12	19.1	25	M36x2
1C948-25-16	25	1	-16	25.4	25	M36x2
1C948-30-16	25	1	-16	25.4	30	M42x2
1C948-38-20*	32	1 1/4	-20	31.8	38	M52x2

Hose fittings are delivered with ozone resistant nitrile (NBR) O-Ring as a standard version.
Operating temperature from -30°C up to +105°C.
Hose fitting with special O-Ring (Viton™ or EPDM) available on request.

OC - Female metric 24° - heavy series with O-Ring - swivel 45° elbow



61 Parker Direct Link

Part number	Hose Inside Diameter				Tube Outside Diameter mm	Thread Metric
	DN	inch	Size	mm		
10C48-10-4	6	1/4	-04	6.3	10	M18x1.5
10C48-12-5	8	5/16	-05	7.9	12	M20x1.5
10C48-10-6	10	3/8	-06	9.5	10	M18x1.5
10C48-12-6	10	3/8	-06	9.5	12	M20x1.5
10C48-16-8	12	1/2	-08	12.7	16	M24x1.5
10C48-20-10	16	5/8	-10	15.9	20	M30x2
10C48-20-12	20	3/4	-12	19.1	20	M30x2
10C48-25-12	20	3/4	-12	19.1	25	M36x2
10C48-30-16	25	1	-16	25.4	30	M42x2
10C48-38-20*	32	1 1/4	-20	31.8	38	M52x2

Hose fittings are delivered with ozone resistant nitrile (NBR) O-Ring as a standard version.
Operating temperature from -30°C up to +105°C.
Hose fitting with special O-Ring (Viton™ or EPDM) available on request.

1 1C - Female metric 24° - heavy series with O-Ring - swivel 90° elbow



61 Parker DirectLink

Part number	Hose Inside Diameter				Tube Outside Diameter mm	Thread Metric
	DN	inch	Size	mm		
11C48-6-4	6	1/4	-04	6.3	6	M14x1.5
11C48-8-4	6	1/4	-04	6.3	8	M16x1.5
11C48-10-4	6	1/4	-04	6.3	10	M18x1.5
11C48-12-4	6	1/4	-04	6.3	12	M20x1.5
11C48-10-5	8	5/16	-05	7.9	10	M18x1.5
11C48-12-5	8	5/16	-05	7.9	12	M20x1.5
11C48-10-6	10	3/8	-06	9.5	10	M18x1.5
11C48-12-6	10	3/8	-06	9.5	12	M20x1.5
11C48-14-6	10	3/8	-06	9.5	14	M22x1.5
11C48-14-8	12	1/2	-08	12.7	14	M22x1.5
11C48-16-8	12	1/2	-08	12.7	16	M24x1.5
11C48-16-10	16	5/8	-10	15.9	16	M24x1.5
11C48-20-10	16	5/8	-10	15.9	20	M30x2
11C48-25-12	20	3/4	-12	19.1	25	M36x2
11C48-30-16	25	1	-16	25.4	30	M42x2
11C48-38-20*	32	1 1/4	-20	31.8	38	M52x2

Hose fittings are delivered with ozone resistant nitrile (NBR) O-Ring as a standard version.
Operating temperature from -30°C up to +105°C.
Hose fitting with special O-Ring (Viton™ or EPDM) available on request.

D2 - Male metric 24° - heavy series - rigid straight



61 Parker DirectLink

Part number	Hose Inside Diameter				Tube Outside Diameter mm	Thread Metric
	DN	inch	Size	mm		
1D248-6-4	6	1/4	-04	6.3	6	M14x1.5
1D248-12-4	6	1/4	-04	6.3	12	M20x1.5
1D248-10-5	8	5/16	-05	7.9	10	M18x1.5
1D248-12-5	8	5/16	-05	7.9	12	M20x1.5
1D248-12-6	10	3/8	-06	9.5	12	M20x1.5
1D248-14-6	10	3/8	-06	9.5	14	M22x1.5
1D248-16-8	12	1/2	-08	12.7	16	M24x1.5
1D248-20-10	16	5/8	-10	15.9	20	M30x2
1D248-20-12	20	3/4	-12	19.1	20	M30x2
1D248-25-12	20	3/4	-12	19.1	25	M36x2
1D248-30-16	25	1	-16	25.4	30	M42x2
1D248-38-20	32	1 1/4	-20	31.8	38	M52x2

HYDRAULICS

92 - Female BSP parallel pipe - swivel straight (60° cone)



61 Parker Direct Link

Part number	Hose Inside Diameter			Thread BSPP	
	DN	inch	Size		
19248-4-4	6	1/4	-04	6.3	1/4x19
19248-6-4	6	1/4	-04	6.3	3/8x19
19248-4-5	8	5/16	-05	7.9	1/4x19
19248-6-5	8	5/16	-05	7.9	3/8x19
19248-6-6	10	3/8	-06	9.5	3/8x19
19248-8-6	10	3/8	-06	9.5	1/2x14
19248-6-8	12	1/2	-08	12.7	3/8x19
19248-8-8	12	1/2	-08	12.7	1/2x14
19248-10-8	12	1/2	-08	12.7	5/8x14
19248-10-10	16	5/8	-10	15.9	5/8x14
19248-12-10	16	5/8	-10	15.9	3/4x14
19248-12-12	20	3/4	-12	19.1	3/4x14
19248-16-12	20	3/4	-12	19.1	1x11
19248-16-16	25	1	-16	25.4	1x11
19248-20-20	32	1 1/4	-20	31.8	1 1/4x11
19248-24-24	40	1 1/2	-24	38.1	1 1/2x11
19248-32-32	50	2	-32	50.8	2x11

B1 - Female BSP parallel pipe - swivel 45° elbow (60° cone)



61 Parker Direct Link

Part number	Hose Inside Diameter			Thread BSPP	
	DN	inch	Size		
1B148-4-4	6	1/4	-04	6.3	1/4x19
1B148-6-4	6	1/4	-04	6.3	3/8x19
1B148-6-5	8	5/16	-05	7.9	3/8x19
1B148-6-6	10	3/8	-06	9.5	3/8x19
1B148-8-6	10	3/8	-06	9.5	1/2x14
1B148-8-8	12	1/2	-08	12.7	1/2x14
1B148-12-12	20	3/4	-12	19.1	3/4x14
1B148-16-16	25	1	-16	25.4	1x11
1B148-20-20	32	1 1/4	-20	31.8	1 1/4x11
1B148-24-24	40	1 1/2	-24	38.1	1 1/2x11
1B148-32-32	50	2	-32	50.8	2x11



1 B2 - Female BSP parallel pipe - swivel 90° elbow (60° cone)



61 Parker DirectLink

Part number	Hose Inside Diameter			Thread BSPP	
	DN	inch	Size		
1B248-4-4	6	1/4	-04	6.3	1/4x19
1B248-6-4	6	1/4	-04	6.3	3/8x19
1B248-6-5	8	5/16	-05	7.9	3/8x19
1B248-6-6	10	3/8	-06	9.5	3/8x19
1B248-8-6	10	3/8	-06	9.5	1/2x14
1B248-6-8	12	1/2	-08	12.7	3/8x19
1B248-8-8	12	1/2	-08	12.7	1/2x14
1B248-10-10	16	5/8	-10	15.9	5/8x14
1B248-12-10	16	5/8	-10	15.9	3/4x14
1B248-12-12	20	3/4	-12	19.1	3/4x14
1B248-16-16	25	1	-16	25.4	1x11
1B248-20-20	32	1 1/4	-20	31.8	1 1/4x11
1B248-24-24	40	1 1/2	-24	38.1	1 1/2x11
1B248-32-32	50	2	-32	50.8	2x11

D9 - Male BSPP parallel pipe - rigid straight (60° cone)




61 Parker DirectLink

Part number	Hose Inside Diameter			Thread BSPP	
	DN	inch	Size		
1D948-4-4	6	1/4	-04	6.3	1/4x19
1D948-6-4	6	1/4	-04	6.3	3/8x19
1D948-6-5	8	5/16	-05	7.9	3/8x19
1D948-6-6	10	3/8	-06	9.5	3/8x19
1D948-8-6	10	3/8	-06	9.5	1/2x14
1D948-6-8	12	1/2	-08	12.7	3/8x19
1D948-8-8	12	1/2	-08	12.7	1/2x14
1D948-10-10	16	5/8	-10	15.9	5/8x14
1D948-12-12	20	3/4	-12	19.1	3/4x14
1D948-16-16	25	1	-16	25.4	1x11
1D948-20-20	32	1 1/4	-20	31.8	1 1/4x11
1D948-24-24	40	1 1/2	-24	38.1	1 1/2x11
1D948-32-32	50	2	-32	50.8	2

HYDRAULICS

06/68 - Female JIC 37° / SAE 45° - dual flare - swivel straight

1



61 Parker Direct Link

Part number	Hose Inside Diameter			Thread UNF	
	DN	inch	Size		
10648-6-4	6	1/4	-04	6.3	9/16x18
16848-4-4	6	1/4	-04	6.3	7/16x20
16848-5-4	6	1/4	-04	6.3	1/2x20
16848-5-4	6	1/4	-04	6.3	1/2x20
10648-6-5	8	5/16	-05	7.9	9/16x18
16848-8-5	8	5/16	-05	7.9	3/4x16
16848-8-5	8	5/16	-05	7.9	3/4x16
10648-6-6	10	3/8	-06	9.5	9/16x18
16848-4-6	10	3/8	-06	9.5	7/16x20
16848-5-6	10	3/8	-06	9.5	1/2x20
16848-5-6	10	3/8	-06	9.5	1/2x20
16848-8-6	10	3/8	-06	9.5	3/4x16
16848-8-6	10	3/8	-06	9.5	3/4x16
16848-8-8	12	1/2	-08	12.7	3/4x16
16848-10-8	12	1/2	-08	12.7	7/8x14
16848-10-10	16	5/8	-10	15.9	7/8x14
10648-12-12	20	3/4	-12	19.1	1-1/16x12
10648-16-12	20	3/4	-12	19.1	1-5/16x12
16848-10-12	20	3/4	-12	19.1	7/8x14
10648-12-16	25	1	-16	25.4	1-1/16x12
10648-16-16	25	1	-16	25.4	1-5/16x12
10648-20-20	32	1 1/4	-20	31.8	1-5/8x12
10648-24-24	40	1 1/2	-24	38.1	1-7/8x12

HYDRAULICS

1 37/3V - Female JIC 37° / SAE 45° - dual flare - swivel female 45° elbow



61 Parker Direct Link

Part number	Hose Inside Diameter				Thread UNF
	DN	inch	Size	mm	
13748-6-6	10	3/8	-06	9.5	9/16x18
13W48-8-6	10	3/8	-06	9.5	3/4x16
13V48-8-8	12	1/2	-08	12.7	3/4x16
13W48-10-8	12	1/2	-08	12.7	7/8x14
13748-12-12	20	3/4	-12	19.1	1-1/16x12
13748-16-16	25	1	-16	25.4	1-5/16x12
13748-20-20	32	1 1/4	-20	31.8	1-5/8x12
13748-24-24	40	1 1/2	-24	38.1	1-7/8x12

39/3W - Female JIC 37° / SAE 45° - dual flare - swivel female 90° elbow



61 Parker Direct Link

Part number	Hose Inside Diameter				Thread UNF
	DN	inch	Size	mm	
13948-6-4	6	1/4	-04	6.3	9/16x18
13W48-4-4	6	1/4	-04	6.3	7/16x20
13W48-5-4	6	1/4	-04	6.3	1/2x20
13948-6-5	8	5/16	-05	7.9	9/16x18
13W48-5-5	8	5/16	-05	7.9	1/2x20
13948-6-6	10	3/8	-06	9.5	9/16x18
13W48-8-6	10	3/8	-06	9.5	3/4x16
13W48-8-8	12	1/2	-08	12.7	3/4x16
13W48-10-8	12	1/2	-08	12.7	7/8x14
13948-12-10	16	5/8	-10	15.9	1-1/16x12
13W48-10-10	16	5/8	-10	15.9	7/8x14
13948-12-12	20	3/4	-12	19.1	1-1/16x12
13948-16-16	25	1	-16	25.4	1-5/16x12
13948-20-20	32	1 1/4	-20	31.8	1-5/8x12
13948-24-24	40	1 1/2	-24	38.1	1-7/8x12

HYDRAULICS

JC - Female ORFS - swivel straight (short)



61 Parker Direct Link

Part number	Hose Inside Diameter			Thread UNF	
	DN	inch	Size		
1JC48-4-4	6	1/4	-04	6.3	9/16x18
1JC48-6-4	6	1/4	-04	6.3	11/16x16
1JC48-6-6	10	3/8	-06	9.5	11/16x16
1JC48-8-6	10	3/8	-06	9.5	13/16x16
1JC48-8-8	12	1/2	-08	12.7	13/16x16
1JC48-10-8	12	1/2	-08	12.7	1x14
1JC48-10-10	16	5/8	-10	15.9	1x14
1JC48-12-10	16	5/8	-10	15.9	1-3/16x12
1JC48-12-12	20	3/4	-12	19.1	1-3/16x12
1JC48-16-16	25	1	-16	25.4	1-7/16x12
1JC48-20-20	32	1 1/4	-20	31.8	1-11/16x12

JM - ORFS Male



61 Parker Direct Link

Part number	Hose Inside Diameter			Thread UNF	
	DN	inch	Size		
1JM48-4-4	6	1/4	-04	6.3	9/16x18
1JM48-6-6	10	3/8	-06	9.5	11/16x16
1JM48-8-6	10	3/8	-06	9.5	13/16x16
1JM48-8-8	12	1/2	-08	12.7	13/16x16
1JM48-10-8	12	1/2	-08	12.7	1x14
1JM48-12-12	20	3/4	-12	19.1	1.3/16x12
1JM48-16-16	25	1	-16	25.4	1.7/16x12



1 J7 - Female ORFS - swivel 45° elbow



61 Parker Direct Link

Part number	Hose Inside Diameter				Thread UNF
	DN	inch	Size	mm	
1J748-4-4	6	1/4	-04	6.3	9/16x18
1J748-6-4	6	1/4	-04	6.3	11/16x16
1J748-6-6	10	3/8	-06	9.5	11/16x16
1J748-8-6	10	3/8	-06	9.5	13/16x16
1J748-8-8	12	1/2	-08	12.7	13/16x16
1J748-10-8	12	1/2	-08	12.7	1x14
1J748-10-10	16	5/8	-10	15.9	1x14
1J748-12-12	20	3/4	-12	19.1	1-3/16x12
1J748-16-16	25	1	-16	25.4	1-7/16x12
1J748-20-20	32	1 1/4	-20	31.8	1-11/16x12
1J748-24-24	40	1 1/2	-24	38.1	2x12

J9 - Female ORFS - swivel 90° elbow - short drop



61 Parker Direct Link

Part number	Hose Inside Diameter				Thread UNF
	DN	inch	Size	mm	
1J948-4-4	6	1/4	-04	6.3	9/16x18
1J948-6-4	6	1/4	-04	6.3	11/16x16
1J948-8-4	6	1/4	-04	6.3	13/16x16
1J948-6-5	8	5/16	-05	7.9	11/16x16
1J948-4-6	10	3/8	-06	9.5	9/16x18
1J948-6-6	10	3/8	-06	9.5	11/16x16
1J948-8-6	10	3/8	-06	9.5	13/16x16
1J948-8-8	12	1/2	-08	12.7	13/16x16
1J948-10-8	12	1/2	-08	12.7	1x14
1J948-10-10	16	5/8	-10	15.9	1x14
1J948-12-12	20	3/4	-12	19.1	1-3/16x12
1J948-16-16	25	1	-16	25.4	1-7/16x12
1J948-20-20	32	1 1/4	-20	31.8	1-11/16x12

HYDRAULICS

15 - SAE code 61 - flange head straight - 3000 psi



61 Parker Direct Link

Part number	Hose Inside Diameter			Flange size	
	DN	inch	Size	mm	inch
11548-8-8	12	1/2	-08	12.7	1/2
11548-12-12	20	3/4	-12	19.1	3/4
11548-16-16	25	1	-16	25.4	1
11548-20-16	25	1	-16	25.4	1 1/4
11548-20-20	32	1 1/4	-20	31.8	1 1/4
11548-24-24	40	1 1/2	-24	38.1	1 1/2
11548-32-32	50	2	-32	50.8	2

For O-Ring selection, see page 198.

17 - SAE code 61 - flange head 45° elbow - 3000 psi



61 Parker Direct Link

Part number	Hose Inside Diameter			Flange size	
	DN	inch	Size	mm	inch
11748-8-8	12	1/2	-08	12.7	1/2
11748-12-12	20	3/4	-12	19.1	3/4
11748-16-16	25	1	-16	25.4	1
11748-20-16	25	1	-16	25.4	1 1/4
11748-20-20	32	1 1/4	-20	31.8	1 1/4
11748-24-24	40	1 1/2	-24	38.1	1 1/2
11748-32-24	40	1 1/2	-24	38.1	2
11748-32-32	50	2	-32	50.8	2

For O-Ring selection, see page 198.

19 - SAE code 61 - flange head 90° elbow - 3000 psi



61 Parker Direct Link

Part number	Hose Inside Diameter			Flange size	
	DN	inch	Size	mm	inch
11948-8-8	12	1/2	-08	12.7	1/2
11948-12-12	20	3/4	-12	19.1	3/4
11948-16-16	25	1	-16	25.4	1
11948-20-20	32	1 1/4	-20	31.8	1 1/4
11948-24-20	32	1 1/4	-20	31.8	1 1/2
11948-24-24	40	1 1/2	-24	38.1	1 1/2
11948-32-24	40	1 1/2	-24	38.1	2
11948-24-32	50	2	-32	50.8	1 1/2
11948-32-32	50	2	-32	50.8	2

Assembly only with Parkrimp® 2 machine, see page 519.

For O-Ring selection, see page 198.

1 6A - SAE code 62 - flange straight - 6000 psi



61 Parker Direct Link

Part number	Hose Inside Diameter			Flange size	
	DN	inch	Size	mm	inch
16A48-12-12	25	1	-16	25.4	3/4
16A48-16-16	25	1	-16	25.4	1
16A48-20-20	32	1 1/4	-20	31.8	1 1/4
16A48-24-24	40	1 1/2	-24	38.1	1 1/2
16A48-32-32	50	2	-32	50.8	2

For O-Ring selection, see page 198.

6F - SAE flange 45° elbow - heavy series - 6000 psi



61 Parker Direct Link

Part number	Hose Inside Diameter			Flange size	
	DN	inch	Size	mm	inch
16F48-12-12	20	3/4	-12	19.1	3/4
16F48-16-16	25	1	-16	25.4	1
16F48-20-20	32	1 1/4	-20	31.8	1 1/4
16F48-24-24	40	1 1/2	-24	38.1	1 1/2
16F48-32-32	50	2	-32	50.8	2

For O-Ring selection, see page 198.

6N - SAE code 62 - flange head 90° elbow - 6000 psi



61 Parker Direct Link

Part number	Hose Inside Diameter			Flange size	
	DN	inch	Size	mm	inch
16N48-12-12	20	3/4	-12	19.1	3/4
16N48-16-16	25	1	-16	25.4	1
16N48-20-20	32	1 1/4	-20	31.8	1 1/4
16N48-24-24	40	1 1/2	-24	38.1	1 1/2
16N48-32-32	50	2	-32	50.8	2

For O-Ring selection, see page 198.

HYDRAULICS

Construction:	<ul style="list-style-type: none"> • Tube: nitrile (NBR). • Reinforcement: two high tensile steel wire braids. • Cover: synthetic rubber.
Recommended fluids:	<ul style="list-style-type: none"> • Petroleum and water-glycol based fluids, lubricating oils, air and water. For air above 1.7 MPa, the hose cover must be pinpricked.
Operating temperature:	<ul style="list-style-type: none"> • -40°C up to +100°C. (Air max. +70°C, Water max. +85°C).
Burst pressure:	<ul style="list-style-type: none"> • Operating pressure × 4.
Applicable specifications:	<ul style="list-style-type: none"> • EN 857 2SC, ISO 11237-1 type 2SC.
Fitting series:	<ul style="list-style-type: none"> • 48.
Applications:	<ul style="list-style-type: none"> • Demanding medium pressure hydraulic applications in all markets.
Advantages:	<ul style="list-style-type: none"> • No-Skive hose construction. • Compact design, nitrile (NBR) inner tube.
Benefits:	<ul style="list-style-type: none"> • Extended fluid compatibility. • Exceeding EN/ISO specifications for pressure, bend radius and abrasion resistance.

462 - Elite compact hose - Exceeds EN 857 2SC



61 Parker OverLine

Part number	Hose Inside Diameter				Outside Diameter mm	Operating Pressure		Bend radius mm
	DN	inch	Size	mm		psi	Mpa	
462-4	6	1/4	-04	6.3	13.4	6160	42.5	75
462-5	8	5/16	-05	7.9	15.0	5800	40.0	85
462-6	10	3/8	-06	9.5	17.2	5075	35.0	90
462-8	12	1/2	-08	12.7	20.4	4495	31.0	130
462-10	16	5/8	-10	15.9	23.9	4060	28.0	160
462-12	20	3/4	-12	19.1	27.7	4060	28.0	195
462-16	25	1	-16	25.4	35.4	3045	21.0	250

The combination of high temperature and high pressure may reduce hose life.

1

HYDRAULICS

- | | |
|----------------------------|---|
| Construction: | <ul style="list-style-type: none"> • Tube: synthetic rubber. • Reinforcement: two high tensile steel wire braids. • Cover: Synthetic rubber. |
| Recommended fluids: | <ul style="list-style-type: none"> • Petroleum and water-glycol based fluids, lubricating oils, air and water. For air above 1.7 MPa, the hose cover must be pinpricked. |
| Operating temperature: | <ul style="list-style-type: none"> • -50°C to +100°C. (Air max. +70°C, Water max. +85°C). |
| Burst pressure: | <ul style="list-style-type: none"> • Operating pressure × 4. |
| Applicable specifications: | <ul style="list-style-type: none"> • EN 857 2SC. |
| Fitting series: | <ul style="list-style-type: none"> • 48. |
| Applications: | <ul style="list-style-type: none"> • Mobile applications in low temperature environments: forestry machines, refrigerated warehouses. |

- | | |
|-------------|---|
| Advantages: | <ul style="list-style-type: none"> • No-Skive thin cover hose construction. • Excellent ozone resistance. |
|-------------|---|

- | | |
|-----------|---|
| Benefits: | <ul style="list-style-type: none"> • For very low temperature conditions (-50 °C). |
|-----------|---|

461LT - Elite Compact hose



61 Parker Direct Link

Part number	Hose Inside Diameter				Outside Diameter mm	Operating Pressure		Bend radius mm
	DN	inch	Size	mm		psi	Mpa	
461LT-4	6	1/4	-04	6.3	13	6160	42.5	75
461LT-5	8	5/16	-05	7.9	15	5800	40.0	85
461LT-6	10	3/8	-06	9.5	17	5075	35.0	90
461LT-8	12	1/2	-08	12.7	21	4495	31.0	130
461LT-10	16	5/8	-10	15.9	24	4060	28.0	160
461LT-12	20	3/4	-12	19.1	28	4060	28.0	195
461LT-16	25	1	-16	25.4	35	3045	21.0	250

The combination of high temperature and high pressure may reduce hose life.

Construction:	<ul style="list-style-type: none"> • Tube: synthetic rubber. • Reinforcement: one high tensile steel wire braid. • Cover: synthetic rubber in black or blue colour.
Recommended fluids:	<ul style="list-style-type: none"> • Designed for use with water only, for constant water temperatures up to +120°C. • The hose is not recommended for steam service.
Operating temperature:	<ul style="list-style-type: none"> • Max. +120°C (with water).
Fitting series:	<ul style="list-style-type: none"> • 48.
Applications:	<ul style="list-style-type: none"> • High pressure water cleaners.
Advantages:	<ul style="list-style-type: none"> • Abrasion resistant cover compound.
Benefits:	<ul style="list-style-type: none"> • Longer service life.

493 - High pressure water cleaning hose



61 Parker Direct Link

Part number	Hose Inside Diameter				Outside Diameter mm	Operating Pressure		
	DN	inch	Size	mm		bar	psi	Mpa
493-4-RL	6	1/4	-04	6.3	13.4	200	2900	20.0
493-4-BLU-RL	6	1/4	-04	6.3	13.4	200	2900	20.0
493-5-RL	8	5/16	-05	7.9	15.0	200	2900	20.0
493-5-BLU-RL	8	5/16	-05	7.9	15.0	200	2900	20.0
493-6-RL	10	3/8	-06	9.5	17.4	200	2900	20.0
493-6-BLU-RL	10	3/8	-06	9.5	17.4	200	2900	20.0
493-8-RL	12	1/2	-08	12.7	20.6	175	2540	17.5
493-8-BLU-RL	12	1/2	-08	12.7	20.6	175	2540	17.5

RL = only available on reels.



1

Parkrimp® crimp fittings

- Material: • Cr (VI)-free.
- For hose type: • 493.

CW - Power cleaner connection



61 Parker Direct Link

Part number	Hose Inside Diameter				Thread Metric
	DN	inch	Size	mm	
1CW48-15-4	6	1/4	-04	6.3	M22x1.5
1CW48-15-5	8	5/16	-05	7.9	M22x1.5
1CW48-15-6	10	3/8	-06	9.5	M22x1.5
1CW48-15-8	12	1/2	-08	12.7	M22x1.5

NW - Female Kärcher® metric cleaning hose fitting - Swivel straight (new design)



61 Parker Direct Link

Part number	Hose Inside Diameter				Thread Metric
	DN	inch	Size	mm	
1NW48-15-4	6	1/4	-04	6.3	M22x1.5
1NW48-15-5	8	5/16	-05	7.9	M22x1.5
1NW48-15-6	10	3/8	-06	9.5	M22x1.5

HYDRAULICS

PW - Male Kärcher® metric cleaning hose fitting - rigid straight



61 Parker Direct Link

Part number	Hose Inside Diameter			Outside Diameter	
	DN	inch	Size	mm	mm
1PW48-10-4	6	1/4	-04	6.3	10
1PW48-11-4	6	1/4	-04	6.3	11
1PW48-10-5	8	5/16	-05	7.9	10
1PW48-11-5	8	5/16	-05	7.9	11
1PW48-10-6	10	3/8	-06	9.5	10

- Material: • Rubber.
- For hose type: • 493.

WKS - Rubber Hand Grip



61 Parker Direct Link

Part number	Hose Inside Diameter			mm
	DN	inch	Size	
WKS-4-BLK	6	1/4	-04	6.3
WKS-4-BLU	6	1/4	-04	6.3
WKS-5-BLK	8	5/16	-05	7.9
WKS-5-BLU	8	5/16	-05	7.9
WKS-6-BLK	10	3/8	-06	9.5
WKS-6-BLU	10	3/8	-06	9.5
WKS-8-BLK	12	1/2	-08	12.7
WKS-8-BLU	12	1/2	-08	12.7

1

HYDRAULICS

- | | |
|----------------------------|--|
| Construction: | <ul style="list-style-type: none"> • Tube: nitrile (NBR). • Reinforcement: three high tensile steel wire braids. • Cover: synthetic rubber. |
| Recommended fluids: | <ul style="list-style-type: none"> • Petroleum and water-glycol based fluids, lubricating oils and water. For air above 1.7 MPa, the hose cover must be pinpricked. |
| Operating temperature: | <ul style="list-style-type: none"> • -40°C to +100°C (Air max. +70°C, Water max. +85°C). |
| Burst pressure: | <ul style="list-style-type: none"> • Operating pressure × 4. |
| Applicable specifications: | <ul style="list-style-type: none"> • Parker specifications. |
| Fitting series: | <ul style="list-style-type: none"> • 70. |
| Applications: | <ul style="list-style-type: none"> • No-Skive hose construction - compact design, nitrile (NBR) inner tube for extended fluid compatibility. |
| Advantages: | <ul style="list-style-type: none"> • 3-wire braid compact hose with 4SP operating pressure. |
| Benefits: | <ul style="list-style-type: none"> • Easy routing in machines and equipment. |

372 - No-Skive hose 3-Wire compact hose with 4SP pressure ratings




61 Parker DirectLink

Part number	Hose Inside Diameter				Outside Diameter mm	Operating Pressure		Bend radius mm
	DN	inch	Size	mm		psi	Mpa	
372-6	10	3/8	-06	9.5	21.4	6500	44.5	120
372-8	12	1/2	-08	12.7	24.6	6000	41.5	160
372-10	16	5/8	-10	15.9	28.2	5000	35.0	210
372-12	20	3/4	-12	19.1	32.2	5000	35.0	260
372-16	25	1	-16	25.4	39.7	4000	28.0	310

The combination of high temperature and high pressure may reduce hose life.

- | | |
|----------------------------|---|
| Construction: | <ul style="list-style-type: none"> • Tube: nitrile (NBR). • Reinforcement: three high tensile steel wire braids. • Cover: highly abrasion resistant, MSHA approved synthetic rubber. |
| Recommended fluids: | <ul style="list-style-type: none"> • Petroleum and water-glycol based fluids, lubricating oils, air and water. For air above 1.7 MPa the hose cover must be pinpricked. |
| Operating temperature: | <ul style="list-style-type: none"> • -40°C to +100°C (Air max. +70°C, Water max. +85°C). |
| Burst pressure: | <ul style="list-style-type: none"> • Operating pressure × 4. |
| Applicable specifications: | <ul style="list-style-type: none"> • Parker specifications: operating pressures and outside diameters according to DIN EN 856-4SP. |
| Fitting series: | <ul style="list-style-type: none"> • 70. |
| Applications: | <ul style="list-style-type: none"> • General high pressure hydraulic applications (typically in the mobile industry). • nitrile (NBR) inner tube for greater fluid compatibility, highly abrasion resistant MSHA approved tough cover, hose is suitable for temporary immersion in mineral oil up to 70 °C with frequent inspections. |
| Advantages: | <ul style="list-style-type: none"> • 3 wire braided compact design with 4SP operating pressures. |
| Benefits: | <ul style="list-style-type: none"> • Tough cover to resist abrasion in aggressive environments. |

372TC - No-Skive compact hose



61 Parker DirectLink

Part number	Hose Inside Diameter				Outside Diameter mm	Operating Pressure		Bend radius mm
	DN	inch	Size	mm		psi	Mpa	
372TC-6	10	3/8	-06	9.5	21.4	6500	44.5	120
372TC-8	12	1/2	-08	12.7	24.6	6000	41.5	160
372TC-10	16	5/8	-10	15.9	28.2	5000	35.0	210
372TC-12	20	3/4	-12	19.1	32.2	5000	35.0	260
372TC-16	25	1	-16	25.4	39.7	4000	28.0	310

Replace the hose when any deformation or damage on the hose cover are visible.
The combination of high temperature and high pressure may reduce hose life.

- | | |
|---------------------------|--|
| Construction: | <ul style="list-style-type: none"> • Tube: synthetic rubber. • Reinforcement: three high tensile steel wire braids. • Cover: synthetic rubber. |
| Recommended fluids: | <ul style="list-style-type: none"> • Petroleum and water-glycol based fluids, lubricating oils, air and water. For air above 1.7 MPa the hose cover must be pinpricked. |
| Operating temperature: | <ul style="list-style-type: none"> • -50°C to +100°C (Air max. +70°C, Water max. +85°C). |
| Burst pressure: | <ul style="list-style-type: none"> • Operating pressure x 4. |
| Applicable specifications | <ul style="list-style-type: none"> • Parker specifications. |
| Fitting series: | <ul style="list-style-type: none"> • 70. |
| Applications: | <ul style="list-style-type: none"> • Mobile applications in low temperature environments: forestry machines, refrigerated warehouses. |
| Advantages: | <ul style="list-style-type: none"> • Compact design compared with a 4 spiral hose. |
| Benefits: | <ul style="list-style-type: none"> • For very low temperature applications. |

371LT - No-Skive compact hose



61 Parker Direct Link

Part number	Hose Inside Diameter				Outside Diameter mm	Operating Pressure		Bend radius mm
	DN	inch	Size	mm		psi	Mpa	
371LT-6	10	3/8	-06	9.5	21.4	6500	44.5	120
371LT-8	12	1/2	-08	12.7	24.6	6000	41.5	160
371LT-10	16	5/8	-10	15.9	28.2	5000	35.0	210
371LT-12	20	3/4	-12	19.1	32.2	5000	35.0	260
371LT-16	25	1	-16	25.4	39.7	4000	28.0	310

The combination of high temperature and high pressure may reduce hose life.

- | | |
|----------------------------|--|
| Construction: | <ul style="list-style-type: none"> • Tube: synthetic rubber. • Reinforcement: four spirals of high-tensile steel wire. • Cover: synthetic rubber. |
| Operating temperature: | <ul style="list-style-type: none"> • -40°C to +100°C (Air max. +70°C, Water max. +85°C). |
| Burst pressure: | <ul style="list-style-type: none"> • Operating pressure x 4. |
| Applicable specifications: | <ul style="list-style-type: none"> • ISO 3862-1 type 4SP, EN 856 type 4SP. |
| Fitting series: | <ul style="list-style-type: none"> • 70. |
| Applications: | <ul style="list-style-type: none"> • General high pressure hydraulic applications. |
| Advantages: | <ul style="list-style-type: none"> • No-Skive hose construction, reinforcement of four high tensile steel wires. |
| Benefits: | <ul style="list-style-type: none"> • Provides a secure and safe hose assembly operation because no skiving required. |

701 - No-Skive multispiral hose



61 Parker Direct Link

Part number	Hose Inside Diameter				Outside Diameter mm	Operating Pressure		Bend radius mm
	DN	inch	Size	mm		psi	Mpa	
701-6	10	3/8	-06	9.5	21.4	6500	45.0	180
701-8	12	1/2	-08	12.7	24.6	6000	41.5	230
701-10	16	5/8	-10	15.9	28.2	5000	35.0	250
701-12	20	3/4	-12	19.1	32.2	5000	35.0	300
701-16	25	1	-16	25.4	39.7	4000	28.0	340

The combination of high temperature and high pressure may reduce hose life.

1

Parkrimp® crimp fittings

- Material: • Cr (VI)-free.
- For hose type: • 372, 371LT, 701.

CA - Female metric 24° - light series with O-Ring - swivel straight



61 Parker DirectLink

Part number	Hose Inside Diameter				Tube Outside Diameter mm	Thread Metric
	DN	inch	Size	mm		
1CA70-12-6	10	3/8	-06	9.5	12	M18x1.5
1CA70-15-8	12	1/2	-08	12.7	15	M22x1.5
1CA70-18-8	12	1/2	-08	12.7	18	M26x1.5
1CA70-18-10	16	5/8	-10	15.9	18	M26x1.5
1CA70-22-12	20	3/4	-12	19.1	22	M30x2
1CA70-28-16	25	1	-16	25.4	28	M36x2

Fittings with standard O-Ring seals can be used for temperatures from -30 °C up to +105 °C.
For O-Ring selection, see page 198.

CE - Female metric 24° - light series with O-Ring - swivel 45° elbow



61 Parker DirectLink

Part number	Hose Inside Diameter				Tube Outside Diameter mm	Thread Metric
	DN	inch	Size	mm		
1CE70-12-6	10	3/8	-06	9.5	12	M18x1.5
1CE70-15-8	12	1/2	-08	12.7	15	M22x1.5
1CE70-18-10	16	5/8	-10	15.9	18	M26x1.5
1CE70-22-12	20	3/4	-12	19.1	22	M30x2

Fittings with standard O-Ring seals can be used for temperatures from -30 °C up to +105 °C.
For O-Ring selection, see page 198.

CF - Female metric 24° - light series with O-Ring - swivel 90° elbow



61 Parker DirectLink

Part number	Hose Inside Diameter				Tube Outside Diameter mm	Thread Metric
	DN	inch	Size	mm		
1CF70-12-6	10	3/8	-06	9.5	12	M18x1.5
1CF70-15-8	12	1/2	-08	12.7	15	M22x1.5
1CF70-18-10	16	5/8	-10	15.9	18	M26x1.5
1CF70-22-12	20	3/4	-12	19.1	22	M30x2
1CF70-28-16	25	1	-16	25.4	28	M36x2
1CF70-35-16	25	1	-16	25.4	35	M45x2

Fittings with standard O-Ring seals can be used for temperatures from -30 °C up to +105 °C.
For O-Ring selection, see page 198.

HYDRAULICS

D0 - Male metric 24° - light series - rigid straight



61 Parker Direct Link

Part number	Hose Inside Diameter				Tube Outside Diameter mm	Thread Metric
	DN	inch	Size	mm		
1D070-18-10	16	5/8	-10	15.9	18	M26x1.5
1D070-22-12	20	3/4	-12	19.1	22	M30x2
1D070-28-16	25	1	-16	25.4	28	M36x2

C9 - Female metric 24° - heavy series with O-Ring - swivel straight



61 Parker Direct Link

Part number	Hose Inside Diameter				Tube Outside Diameter mm	Thread Metric
	DN	inch	Size	mm		
1C970-12-6	10	3/8	-06	9.5	12	M20x1.5
1C970-14-6	10	3/8	-06	9.5	14	M22x1.5
1C970-12-8	12	1/2	-08	12.7	12	M20x1.5
1C970-16-8	12	1/2	-08	12.7	16	M24x1.5
1C970-16-10	16	5/8	-10	15.9	16	M24x1.5
1C970-20-10	16	5/8	-10	15.9	20	M30x2
1C970-25-10	16	5/8	-10	15.9	25	M36x2
1C970-20-12	20	3/4	-12	19.1	20	M30x2
1C970-25-12	20	3/4	-12	19.1	25	M36x2
1C970-25-16	25	1	-16	25.4	25	M36x2
1C970-30-16	25	1	-16	25.4	30	M42x2

Fittings with standard O-Ring seals can be used for temperatures from -30 °C up to +105 °C.
For O-Ring selection, see page 198.

0C - Female metric 24° - heavy series with O-Ring - swivel 45° elbow



61 Parker Direct Link

Part number	Hose Inside Diameter				Tube Outside Diameter mm	Thread Metric
	DN	inch	Size	mm		
10C70-12-6	10	3/8	-06	9.5	12	M20x1.5
10C70-14-6	10	3/8	-06	9.5	14	M22x1.5
10C70-16-8	12	1/2	-08	12.7	16	M24x1.5
10C70-20-10	16	5/8	-10	15.9	20	M30x2
10C70-20-12	20	3/4	-12	19.1	20	M30x2
10C70-25-12	20	3/4	-12	19.1	25	M36x2
10C70-30-16	25	1	-16	25.4	30	M42x2

Fittings with standard O-Ring seals can be used for temperatures from -30 °C up to +105 °C.
For O-Ring selection, see page 198.

1 1C - Female metric 24° - heavy series with O-Ring - swivel 90° elbow



61 Parker DirectLink

Part number	Hose Inside Diameter				Tube Outside Diameter mm	Thread Metric
	DN	inch	Size	mm		
11C70-12-6	10	3/8	-06	9.5	12	M20x1.5
11C70-16-8	12	1/2	-08	12.7	16	M24x1.5
11C70-16-10	16	5/8	-10	15.9	16	M24x1.5
11C70-20-10	16	5/8	-10	15.9	20	M30x2
11C70-25-10	16	5/8	-10	15.9	25	M36x2
11C70-25-12	20	3/4	-12	19.1	25	M36x2
11C70-25-16	25	1	-16	25.4	25	M36x2
11C70-30-16	25	1	-16	25.4	30	M42x2

Fittings with standard O-Ring seals can be used for temperatures from -30 °C up to +105 °C.
For O-Ring selection, see page 198.

D2 - Male metric 24° - heavy series - rigid straight



61 Parker DirectLink

Part number	Hose Inside Diameter				Tube Outside Diameter mm	Thread Metric
	DN	inch	Size	mm		
1D270-16-8	12	1/2	-08	12.7	16	M24x1.5
1D270-20-10	16	5/8	-10	15.9	20	M30x2
1D270-20-12	20	3/4	-12	19.1	20	M30x2
1D270-25-12	20	3/4	-12	19.1	25	M36x2
1D270-25-16	25	1	-16	25.4	25	M36x2
1D270-30-16	25	1	-16	25.4	30	M42x2

HYDRAULICS

92 - Female BSP parallel pipe - swivel straight (60° cone)



61 Parker Direct Link

Part number	Hose Inside Diameter			Thread BSPP	
	DN	inch	Size		
19270-6-6	10	3/8	-06	9.5	3/8x19
19270-8-8	12	1/2	-08	12.7	1/2x14
19270-10-8	12	1/2	-08	12.7	5/8x14
19270-10-10	16	5/8	-10	15.9	5/8x14
19270-12-10	16	5/8	-10	15.9	3/4x14
19270-12-12	20	3/4	-12	19.1	3/4x14
19270-16-12	20	3/4	-12	19.1	1x11
19270-16-16	25	1	-16	25.4	1x11

B1 - Female BSP parallel pipe - swivel 45° elbow (60° cone)



61 Parker Direct Link

Part number	Hose Inside Diameter			Thread BSPP	
	DN	inch	Size		
1B170-12-12	20	3/4	-12	19.1	3/4x14
1B170-16-12	20	3/4	-12	19.1	1x11
1B170-16-16	25	1	-16	25.4	1x11

B2 - Female BSP parallel pipe - swivel 90° elbow (60° cone)



61 Parker Direct Link

Part number	Hose Inside Diameter			Thread BSPP	
	DN	inch	Size		
1B270-6-6	10	3/8	-06	9.5	3/8x19
1B270-8-8	12	1/2	-08	12.7	1/2x14
1B270-10-8	12	1/2	-08	12.7	5/8x14
1B270-10-10	16	5/8	-10	15.9	5/8x14
1B270-12-10	16	5/8	-10	15.9	3/4x14
1B270-12-12	20	3/4	-12	19.1	3/4x14
1B270-16-12	20	3/4	-12	19.1	1x11
1B270-16-16	25	1	-16	25.4	1x11

D9 - Male BSP parallel pipe - rigid straight (60° cone)



61 Parker Direct Link

Part number	Hose Inside Diameter			Thread BSPP	
	DN	inch	Size		
1D970-8-8	12	1/2	-08	12.7	1/2x14
1D970-12-12	20	3/4	-12	19.1	3/4x14
1D970-16-16	25	1	-16	25.4	1x11

1 06/68 - Female JIC 37° / SAE 45° - dual flare - swivel straight



61 Parker DirectLink

Part number	Hose Inside Diameter				Thread UNF
	DN	inch	Size	mm	
10670-8-6-SM	10	3/8	-06	9.5	3/4x16
10670-8-8-SM*	12	1/2	-08	12.7	3/4x16
10670-10-8-SM*	12	1/2	-08	12.7	7/8x14
10670-12-10-SM	16	5/8	-10	15.9	1-1/16x12
10670-12-12-SM	20	3/4	-12	19.1	1-1/16x12
10670-16-12-SM	20	3/4	-12	19.1	1-5/16x12
10670-16-16-SM	25	1	-16	25.4	1-5/16x12
10670-20-16-SM	25	1	-16	25.4	1-5/8x12

SM = Metric Hexagon
* These fittings contain a dual seat that accepts both JIC (37°) and SAE (45°) male configurations. The other sizes accept the JIC (37°) male configurations only.

37 - Female JIC 37° / SAE 45° - dual flare - swivel female 45° elbow



61 Parker DirectLink

Part number	Hose Inside Diameter				Thread UNF
	DN	inch	Size	mm	
13V70-8-6-SM*	10	3/8	-06	9.5	3/4x16
13770-8-8-SM*	12	1/2	-08	12.7	3/4x16
13770-10-8-SM*	12	1/2	-08	12.7	7/8x14
13770-12-10-SM	16	5/8	-10	15.9	1-1/16x12
13770-12-12-SM	20	3/4	-12	19.1	1-1/16x12
13770-16-16-SM	25	1	-16	25.4	1-5/16x12
13770-20-16	25	1	-16	25.4	1-5/8x12

SM = Metric Hexagon
* These fittings contain a dual seat that accepts both JIC (37°) and SAE (45°) male configurations. The other sizes accept the JIC (37°) male configurations only.

39/3W - Female JIC 37° / SAE 45° - dual flare - swivel female 90° elbow



61 Parker DirectLink

Part number	Hose Inside Diameter				Thread UNF
	DN	inch	Size	mm	
13970-6-6-SM	10	3/8	-06	9.5	9/16x18
13W70-8-6-SM	10	3/8	-06	9.5	3/4x16
13970-8-8-SM*	12	1/2	-08	12.7	3/4x16
13970-10-8-SM*	12	1/2	-08	12.7	7/8x14
13970-10-10-SM*	16	5/8	-10	15.9	7/8x14
13970-12-10-SM	16	5/8	-10	15.9	1-1/16x12
13970-12-12-SM	20	3/4	-12	19.1	1-1/16x12
13970-16-12-SM	20	3/4	-12	19.1	1-5/16x12
13970-12-16-SM	25	1	-16	25.4	1-1/16x12
13970-16-16-SM	25	1	-16	25.4	1-5/16x12

SM = Metric Hexagon
* These fittings contain a dual seat that accepts both JIC (37°) and SAE (45°) male configurations. The other sizes accept the JIC (37°) male configurations only.

JC - Female ORFS - swivel - straight - short



61 Parker Direct Link

Part number	Hose Inside Diameter				Thread UNF
	DN	inch	Size	mm	
1JC70-8-8-SM	12	1/2	-08	12.7	13/16x16
1JC70-12-8-SM	12	1/2	-08	12.7	1-3/16x12
1JC70-10-10-SM	16	5/8	-10	15.9	1x14
1JC70-12-10-SM	16	5/8	-10	15.9	1-3/16x12
1JC70-12-12-SM	20	3/4	-12	19.1	1-3/16x12
1JC70-16-12-SM	20	3/4	-12	19.1	1-7/16x12
1JC70-16-16-SM	25	1	-16	25.4	1-7/16x12

SM = Metric Hexagon

J7 - Female ORFS - swivel 45° elbow



61 Parker Direct Link

Part number	Hose Inside Diameter				Thread UNF
	DN	inch	Size	mm	
1J770-8-8-SM	12	1/2	-08	12.7	13/16x16
1J770-10-8-SM	12	1/2	-08	12.7	1x14
1J770-10-10-SM	16	5/8	-10	15.9	1x14
1J770-12-12-SM	20	3/4	-12	19.1	1-3/16x12
1J770-16-16-SM	25	1	-16	25.4	1-7/16x12

SM = Metric Hexagon

J9 - Female ORFS - swivel 90° elbow - short drop



61 Parker Direct Link

Part number	Hose Inside Diameter				Thread UNF
	DN	inch	Size	mm	
1J970-6-6-SM	10	3/8	-06	9.5	11/16x16
1J970-8-8-SM	12	1/2	-08	12.7	13/16x16
1J970-10-10-SM	16	5/8	-10	15.9	1x14
1J970-12-10-SM	16	5/8	-10	15.9	1-3/16x12
1J970-12-12-SM	20	3/4	-12	19.1	1-3/16x12
1J970-16-16-SM	25	1	-16	25.4	1-7/16x12

SM= Metric Hexagon.

1 15 - SAE code 61 - flange head straight - 3000 psi



61 Parker DirectLink

Part number	Hose Inside Diameter				Flange size inch
	DN	inch	Size	mm	
11570-8-8-1P	12	1/2	-08	12.7	1/2
11570-12-10-1P	16	5/8	-10	15.9	3/4
11570-12-12-1P	20	3/4	-12	19.1	3/4
11570-16-12-1P	20	3/4	-12	19.1	1
11570-16-16-1P	25	1	-16	25.4	1
11570-20-16-1P	25	1	-16	25.4	1 1/4

Finds with standard O-Ring seals can be used for temperatures from -30 °C up to +105 °C.

17 - SAE code 61 - flange head 45° elbow - 3000 psi



61 Parker DirectLink

Part number	Hose Inside Diameter				Flange size inch
	DN	inch	Size	mm	
11770-8-8-1P	12	1/2	-08	12.7	1/2
11770-10-10-1P	16	5/8	-10	15.9	5/8
11770-12-10-1P	16	5/8	-10	15.9	3/4
11770-12-12-1P	20	3/4	-12	19.1	3/4
11770-16-12-1P	20	3/4	-12	19.1	1
11770-16-16-1P	25	1	-16	25.4	1
11770-20-16-1P	25	1	-16	25.4	1 1/4

Finds with standard O-Ring seals can be used for temperatures from -30 °C up to +105 °C.
For O-Ring selection, see page 198.

19 - SAE code 61 - flange head 90° elbow - 3000 psi



61 Parker DirectLink

Part number	Hose Inside Diameter				Flange size inch
	DN	inch	Size	mm	
11970-8-8-1P	12	1/2	-08	12.7	1/2
11970-12-8-1P	12	1/2	-08	12.7	3/4
11970-10-10-1P	16	5/8	-10	15.9	5/8
11970-12-12-1P	20	3/4	-12	19.1	3/4
11970-16-12-1P	20	3/4	-12	19.1	1
11970-16-16-1P	25	1	-16	25.4	1
11970-20-16-1P	25	1	-16	25.4	1 1/4

Finds with standard O-Ring seals can be used for temperatures from -30 °C up to +105 °C.
For O-Ring selection, see page 198.

HYDRAULICS

6A - SAE code 62 - flange straight - 6000 psi



61 Parker Direct Link

Part number	Hose Inside Diameter			Flange size	
	DN	inch	Size	mm	inch
16A70-8-8-1P	12	1/2	-08	12.7	1/2
16A70-8-10-1P	16	5/8	-10	15.9	1/2
16A70-12-10-1P	16	5/8	-10	15.9	3/4
16A70-12-12-1P	20	3/4	-12	19.1	3/4
16A70-16-12-1P	20	3/4	-12	19.1	1
16A70-16-16-1P	25	1	-16	25.4	1
16A70-20-16-1P	25	1	-16	25.4	1 1/4

Finds with standard O-Ring seals can be used for temperatures from -30 °C up to +105 °C.
For O-Ring selection, see page 198.

6F - SAE flange 45° elbow - heavy series - 6000 psi



61 Parker Direct Link

Part number	Hose Inside Diameter			Flange size	
	DN	inch	Size	mm	inch
16F70-8-8-1P	12	1/2	-08	12.7	1/2
16F70-12-10-1P	16	5/8	-10	15.9	3/4
16F70-12-12-1P	20	3/4	-12	19.1	3/4
16F70-16-12	20	3/4	-12	19.1	1
16F70-16-16-1P	25	1	-16	25.4	1

Finds with standard O-Ring seals can be used for temperatures from -30 °C up to +105 °C.
For O-Ring selection, see page 198.

6N - SAE code 62 - flange head 90° elbow - 6000 psi



61 Parker Direct Link

Part number	Hose Inside Diameter			Flange size	
	DN	inch	Size	mm	inch
16N70-8-8-1P	12	1/2	-08	12.7	1/2
16N70-12-10-1P	16	5/8	-10	15.9	3/4
16N70-12-12-1P	20	3/4	-12	19.1	3/4
16N70-16-12-1P	20	3/4	-12	19.1	1
16N70-16-16-1P	25	1	-16	25.4	1

Finds with standard O-Ring seals can be used for temperatures from -30 °C up to +105 °C.
For O-Ring selection, see page 198.

1

HYDRAULICS

Construction:	<ul style="list-style-type: none"> • Tube: synthetic rubber. • Reinforcement: four spiral of high tensile steel wire. • Cover: synthetic rubber.
Recommended fluids:	<ul style="list-style-type: none"> • Petroleum and water-glycol based fluids, lubricating oils, air and water. For air above 1.7 MPa, the hose cover must be pinpricked.
Operating temperature:	<ul style="list-style-type: none"> • From -40°C to +100°C. (Air max. +70°C, Water max. +85°C).
Burst pressure:	<ul style="list-style-type: none"> • Operating pressure × 4.
Applicable specifications:	<ul style="list-style-type: none"> • ISO 3862-1 type 4 SH, EN 856 type 4SH.
Fitting series:	<ul style="list-style-type: none"> • 73.
Applications:	<ul style="list-style-type: none"> • General high pressure hydraulic applications.

Advantages:	<ul style="list-style-type: none"> • No-Skive design.
Benefits:	<ul style="list-style-type: none"> • Provides a secure and safe hose assembly operation because no skiving required.

731 - No-Skive spiral hose



61 Parker DirectLink

Part number	Hose Inside Diameter				Outside Diameter mm	Operating Pressure		Bend radius mm
	DN	inch	Size	mm		psi	Mpa	
731-12	20	3/4	-12	19.1	32.0	6000	42.0	280
731-16	25	1	-16	25.4	39.0	5500	38.0	340
731-20	32	1 1/4	-20	31.8	45.0	4700	32.0	460
731-24	40	1 1/2	-24	38.1	53.0	4200	29.0	560
731-32	50	2	-32	50.8	68.0	3600	25.0	700

Parkrimp® crimp fittings

Material: • Cr (VI)-free.

For hose type: • 731.

C9 - Female metric 24° - heavy series with O-Ring - swivel straight



61 Parker Direct Link

Part number	Hose Inside Diameter				Outside Diameter mm	Thread Metric
	DN	inch	Size	mm		
1C973-20-12	20	3/4	-12	19.1	20	M30x2
1C973-25-12	20	3/4	-12	19.1	25	M36x2
1C973-25-16	25	1	-16	25.4	25	M36x2
1C973-30-16	25	1	-16	25.4	30	M42x2
1C973-30-20	32	1 1/4	-20	31.8	30	M42x2
1C973-38-20	32	1 1/4	-20	31.8	38	M52x2
1C973-38-24	40	1 1/2	-24	38.1	38	M52x2

Fittings with standard O-Ring seals can be used for temperatures from -30 °C up to +105 °C.
For O-Ring selection, see page 198.

0C - Female metric 24° - heavy series with O-Ring - swivel - 45° elbow



61 Parker Direct Link

Part number	Hose Inside Diameter				Outside Diameter mm	Thread Metric
	DN	inch	Size	mm		
10C73-20-12	20	3/4	-12	19.1	20	M30x2
10C73-25-12	20	3/4	-12	19.1	25	M36x2
10C73-30-16	25	1	-16	25.4	30	M42x2
10C73-38-20	32	1 1/4	-20	31.8	38	M52x2

Fittings with standard O-Ring seals can be used for temperatures from -30 °C up to +105 °C.
For O-Ring selection, see page 198.

1C - Female metric 24° - heavy series with O-Ring - swivel 90° elbow



61 Parker Direct Link

Part number	Hose Inside Diameter				Outside Diameter mm	Thread Metric
	DN	inch	Size	mm		
11C73-20-12	20	3/4	-12	19.1	20	M30x2
11C73-25-12	20	3/4	-12	19.1	25	M36x2
11C73-25-16	25	1	-16	25.4	25	M36x2
11C73-30-16	25	1	-16	25.4	30	M42x2
11C73-38-20	32	1 1/4	-20	31.8	38	M52x2

Fittings with standard O-Ring seals can be used for temperatures from -30 °C up to +105 °C.
For O-Ring selection, see page 198.

D2 - Male metric 24° - heavy series - rigid straight



61 Parker Direct Link

Part number	Hose Inside Diameter				Outside Diameter mm	Thread Metric
	DN	inch	Size	mm		
1D273-20-12	20	3/4	-12	19.1	20	M30x2
1D273-25-12	20	3/4	-12	19.1	25	M36x2
1D273-30-16	25	1	-16	25.4	30	M42x2
1D273-38-20	32	1 1/4	-20	31.8	38	M52x2

Fittings with standard O-Ring seals can be used for temperatures from -30 °C up to +105 °C.
For O-Ring selection, see page 198.



1 92 - Female BSP parallel pipe - swivel - straight (60° cone)



61 Parker DirectLink

Part number	Hose Inside Diameter				Thread BSPP
	DN	inch	Size	mm	
19273-12-12	20	3/4	-12	19.1	3/4x14
19273-16-16	25	1	-16	25.4	1x11
19273-20-20	32	1 1/4	-20	31.8	1 1/4x11
19273-24-24	40	1 1/2	-24	38.1	1 1/2x11
19273-32-32	50	2	-32	50.8	2x11

B1 - Female BSP parallel pipe - swivel - 45° elbow (60° cone)



61 Parker DirectLink

Part number	Hose Inside Diameter				Thread BSPP
	DN	inch	Size	mm	
1B173-12-12	20	3/4	-12	19.1	3/4x14
1B173-16-16	25	1	-16	25.4	1x11
1B173-20-20	32	1 1/4	-20	31.8	1 1/4x11

B2 - Female BSP parallel pipe - swivel - 90° elbow (60° cone)



61 Parker DirectLink

Part number	Hose Inside Diameter				Thread BSPP
	DN	inch	Size	mm	
1B273-12-12	20	3/4	-12	19.1	3/4x14
1B273-16-16	25	1	-16	25.4	1x11
1B273-20-20	32	1 1/4	-20	31.8	1 1/4x11
1B273-24-24	40	1 1/2	-24	38.1	1 1/2x11
1B273-32-32	50	2	-32	50.8	2x11

D9 - Male BSP pipe - rigid - straight (60° cone)



61 Parker DirectLink

Part number	Hose Inside Diameter				Thread BSPP
	DN	inch	Size	mm	
1D973-12-12	20	3/4	-12	19.1	3/4x14
1D973-16-16	25	1	-16	25.4	1x11
1D973-20-20	32	1 1/4	-20	31.8	1-1/4x11

HYDRAULICS

JC - Female ORFS - swivel - straight - short



61 Parker Direct Link

Part number	Hose Inside Diameter			Thread UNF	
	DN	inch	Size		
1JC73-12-12-SM	20	3/4	-12	19.1	1-3/16x12
1JC73-16-16-SM	25	1	-16	25.4	1-7/16x12
1JC73-20-20-SM	32	1 1/4	-20	31.8	1-11/16x12
1JC73-24-24-SM	40	1 1/2	-24	38.1	2x12

SM = Metric Hexagon

J7 - Female ORFS - swivel - 45° elbow - ISO 12151-1 - SWE 45°



61 Parker Direct Link

Part number	Hose Inside Diameter			Thread UNF	
	DN	inch	Size		
1J773-12-12-SM	20	3/4	-12	19.1	1-3/16x12
1J773-16-12-SM	20	3/4	-12	19.1	1-7/16x12
1J773-16-16-SM	25	1	-16	25.4	1-7/16x12
1J773-20-16-SM	25	1	-16	25.4	1-11/16x12
1J773-20-20-SM	32	1 1/4	-20	31.8	1-11/16x12

SM = Metric Hexagon

J9 - Female ORFS - swivel - 90° elbow - short drop



61 Parker Direct Link

Part number	Hose Inside Diameter			Thread UNF	
	DN	inch	Size		
1J973-12-12-SM	20	3/4	-12	19.1	1-3/16x12
1J973-16-12-SM	20	3/4	-12	19.1	1-7/16x12
1J973-16-16-SM	25	1	-16	25.4	1-7/16x12
1J973-20-16-SM	25	1	-16	25.4	1-11/16x12
1J973-20-20-SM	32	1 1/4	-20	31.8	1-11/16x12

SM = Metric Hexagon

1 15/4A - SAE Code 61 - flange head - straight (5000 psi)



61 Parker Direct Link

Part number	Hose Inside Diameter				Flange size inch
	DN	inch	Size	mm	
11573-12-12	20	3/4	-12	19.1	3/4
11573-16-12-1P	20	3/4	-12	19.1	1
11573-16-16	25	1	-16	25.4	1
14A73-20-16-1P	25	1	-16	25.4	1 1/4
14A73-20-20	32	1 1/4	-20	31.8	1 1/4
14A73-24-20-1P	32	1 1/4	-20	31.8	1 1/2
14A73-24-24	40	1 1/2	-24	38.1	1 1/2
14A73-32-24-1P	40	1 1/2	-24	38.1	2
14A73-32-32-1P	50	2	-32	50.8	2

Fittings with standard O-Ring can be used for temperatures from -30 °C up to +105 °C.
For O-Ring selection, see page 198.

17/4F - SAE Code 61 - flange head - 45° elbow (5000 psi)



61 Parker Direct Link

Part number	Hose Inside Diameter				Flange size inch
	DN	inch	Size	mm	
11773-12-12	20	3/4	-12	19.1	3/4
11773-16-12	20	3/4	-12	19.1	1
11773-16-16	25	1	-16	25.4	1
14F73-20-16-1P	25	1	-16	25.4	1 1/4
14F73-20-20-1P	32	1 1/4	-20	31.8	1 1/4
14F73-24-20-1P	32	1 1/4	-20	31.8	1 1/2
14F73-24-24	40	1 1/2	-24	38.1	1 1/2

Fittings with standard O-Ring can be used for temperatures from -30 °C up to +105 °C.
For O-Ring selection, see page 198.

19/4N - SAE Code 61 - flange head - 90° elbow (5000 psi)



61 Parker Direct Link

Part number	Hose Inside Diameter				Flange size inch
	DN	inch	Size	mm	
11973-12-12-1P	20	3/4	-12	19.1	3/4
11973-16-12	20	3/4	-12	19.1	1
11973-16-16	25	1	-16	25.4	1
14N73-20-16-1P	25	1	-16	25.4	1 1/4
14N73-20-20-1P	32	1 1/4	-20	31.8	1 1/4
14N73-24-20-1P	32	1 1/4	-20	31.8	1 1/2
14N73-24-24-1P	40	1 1/2	-24	38.1	1 1/2
14N73-32-32-1P	50	2	-32	50.8	2

Fittings with standard O-Ring can be used for temperatures from -30 °C up to +105 °C.
For O-Ring selection, see page 198.

HYDRAULICS

6A - SAE Code 62 - flange - straight



61 Parker Direct Link

Part number	Hose Inside Diameter			Flange size	
	DN	inch	Size	mm	inch
16A73-12-12-1P	20	3/4	-12	19.1	3/4
16A73-16-12-1P	20	3/4	-12	19.1	1
16A73-12-16-1P	25	1	-16	25.4	3/4
16A73-16-16-1P	25	1	-16	25.4	1
16A73-20-16-1P	25	1	-16	25.4	1 1/4
16A73-16-20-1P	32	1 1/4	-20	31.8	1
16A73-20-20-1P	32	1 1/4	-20	31.8	1 1/4
16A73-24-20-1P	32	1 1/4	-20	31.8	1 1/2
16A73-24-24-1P	40	1 1/2	-24	38.1	1 1/2
16A73-32-24-1P	40	1 1/2	-24	38.1	2
16A73-32-32	50	2	-32	50.8	2

Fittings with standard O-Ring can be used for temperatures from -30 °C up to +105 °C.
For O-Ring selection, see page 198.

6F - SAE flange 45° elbow - heavy series



61 Parker Direct Link

Part number	Hose Inside Diameter			Flange size	
	DN	inch	Size	mm	inch
16F73-12-12-1P	20	3/4	-12	19.1	3/4
16F73-16-12-1P	20	3/4	-12	19.1	1
16F73-16-16	25	1	-16	25.4	1
16F73-20-16-1P	25	1	-16	25.4	1 1/4
16F73-20-20-1P	32	1 1/4	-20	31.8	1 1/4
16F73-24-20	32	1 1/4	-20	31.8	1 1/2
16F73-24-24	40	1 1/2	-24	38.1	1 1/2
16F73-32-32-1P	50	2	-32	50.8	2

Fittings with standard O-Ring can be used for temperatures from -30 °C up to +105 °C.
For O-Ring selection, see page 198.

6N - SAE Code 62 - flange head - 90° elbow



61 Parker Direct Link

Part number	Hose Inside Diameter			Flange size	
	DN	inch	Size	mm	inch
16N73-12-12	20	3/4	-12	19.1	3/4
16N73-16-12-1P	20	3/4	-12	19.1	1
16N73-12-16-1P	25	1	-16	25.4	3/4
16N73-16-16-1P	25	1	-16	25.4	1
16N73-20-16	25	1	-16	25.4	1 1/4
16N73-16-20-1P	32	1 1/4	-20	31.8	1
16N73-20-20	32	1 1/4	-20	31.8	1 1/4
16N73-24-20	32	1 1/4	-20	31.8	1 1/2
16N73-24-24	40	1 1/2	-24	38.1	1 1/2
16N73-32-32-1P	50	2	-32	50.8	2

Fittings with standard O-Ring can be used for temperatures from -30 °C up to +105 °C.
For O-Ring selection, see page 198.

1

HYDRAULICS

- Construction:
 - Tube: synthetic rubber.
 - Reinforcement: four or six spiral high-tensile steel wires.
 - Cover: high abrasion-resistant synthetic rubber.
- Recommended fluids:
 - Petroleum and water-glycol based fluids, lubricating oils, air and water. For air above 1.7 MPa, the hose cover must be pinpricked.
- Operating temperature:
 - From -40°C to +125°C (Air max. +70°C, Water max. +85°C).
- Applicable specifications:
 - SAE 100R15, ISO 3862-1 Type R15.
- Fitting series:
 - 79.
- Applications:
 - Mobile hydraulics: hydrostatic drives. General industrial hydraulics: injection molding machines, test stands.
- Advantages:
 - Constant 6000 psi operating pressure.
- Benefits:
 - Tough cover to resist abrasion in aggressive environments.

791TC - No-Skive multispiral hose



61 Parker Direct Link

Part number	Hose Inside Diameter				Outside Diameter mm	Operating Pressure		
	DN	inch	Size	mm		bar	psi	Mpa
791TC-20	32	1 1/4	-20	31.8	50	420	6000	42
791TC-24	40	1 1/2	-24	38.1	57	420	6000	42

Parkrimp® crimp fittings

- Material: • Cr (VI)-free.
- For hose type: • 791TC.

C9 - Female metric 24° - heavy series with O-Ring - swivel straight



61 Parker Direct Link

Part number	Hose Inside Diameter			Thread Metric
	DN	inch	Size	
1C979-38-20	32	1 1/4	-20	31.8

Fittings are delivered with standard NBR O-Ring and can be used for temperatures from -30°C up to +105°C.

1C - Female metric 24° - heavy series with O-Ring - swivel 90° elbow



61 Parker Direct Link

Part number	Hose Inside Diameter			Thread Metric
	DN	inch	Size	
11C79-38-20	25	1	-16	25.4

Fittings are delivered with standard NBR O-Ring and can be used for temperatures from -30°C up to +105°C.

1 JS - ORFS swivel female - long



61 Parker Direct Link

Part number	Hose Inside Diameter				Thread UNF
	DN	inch	Size	mm	
1JS79-20-20	32	1 1/4	-20	31.8	1.11/16x12
1JS79-24-24	40	1 1/2	-24	38.1	2x12

HYDRAULICS

J7 - Female ORFS - swivel - 45° elbow



61 Parker Direct Link

Part number	Hose Inside Diameter				Thread UNF
	DN	inch	Size	mm	
1J779-20-20	32	1 1/4	-20	31.8	1.11/16x12

J9 - Female ORFS - swivel - 90° elbow - short drop



61 Parker Direct Link

Part number	Hose Inside Diameter				Thread UNF
	DN	inch	Size	mm	
1J979-20-20-SM	32	1 1/4	-20	31.8	1.11/16x12

SM = Metric Hexagon

6A - SAE Code 62 - flanges - straight



61 Parker Direct Link

Part number	Hose Inside Diameter				Flange size inch
	DN	inch	Size	mm	
16A79-20-20	32	1 1/4	-20	31.8	1 1/4
16A79-24-20	32	1 1/4	-20	31.8	1 1/2
16A79-20-24	40	1 1/2	-24	38.1	1 1/4
16A79-24-24	40	1 1/2	-24	38.1	1 1/2

For O-Ring selection, see page 198.

6F - SAE Flanges 45° elbow - heavy series



61 Parker Direct Link

Part number	Hose Inside Diameter				Flange size inch
	DN	inch	Size	mm	
16F79-20-20	32	1 1/4	-20	31.8	1 1/4
16F79-24-24	40	1 1/2	-24	38.1	1 1/2

For O-Ring selection, see page 198.

6N - SAE Code 62 - flanges head - 90° elbow



61 Parker Direct Link

Part number	Hose Inside Diameter				Flange size inch
	DN	inch	Size	mm	
16N79-20-20	32	1 1/4	-20	31.8	1 1/4
16N79-24-20	32	1 1/4	-20	31.8	1 1/2
16N79-24-24	40	1 1/2	-24	38.1	1 1/2

For O-Ring selection, see page 198.

1

HYDRAULICS

- Construction:**
- Tube: proprietary synthetic rubber.
 - Reinforcement: four or six spirals of high-tensile steel wire.
 - Cover: high abrasion resistance MSHA approved synthetic rubber.
- Recommended fluids:**
- Petroleum based hydraulic fluids and lubricating oils, wide fluid compatibility for diesel and biodiesel applications. Chemical compatibility: ask for details.
- Operating temperature:**
- From -40°C to +125°C (Air max. +70°C, Water max. +85°C).
- Burst pressure:**
- Operating pressure × 4.
- Applicable specifications:**
- SAE 100R13 - ISO 3862 Type R13 - ISO 18752-DC.
- Fitting series:**
- 77.
- Applications:**
- On and offshore, construction, injection moulding, mining.

- Advantages:**
- 1/2 the bend radius of SAE 100R13, constant operating pressure of 35.0 MPa, reduced O. D. and new construction.
- Benefits:**
- Superior flexibility, 1/3 less effort to bend, highly abrasion resistant MSHA approved cover.

787TC - No-Skive™ Compact Spiral™



61 Parker DirectLink

Part number	Hose Inside Diameter				Outside Diameter mm	Operating Pressure		Bend radius mm
	DN	inch	Size	mm		psi	Mpa	
787TC-8	12	1/2	-08	12.7	21.1	5000	35	90
787TC-10	16	5/8	-10	15.9	23.9	5000	35	100
787TC-12	20	3/4	-12	19.1	27.9	5000	35	120
787TC-16	25	1	-16	25.4	35.7	5000	35	150

Replace the hose when any deformation or damage on the hose cover are visible. The combination of high temperature and high pressure could reduce the hose life.

- Construction:**
- Tube: proprietary synthetic rubber.
 - Reinforcement: four or six spirals of high-tensile steel wire.
 - Cover: high abrasion resistance MSHA approved synthetic rubber.
- Recommended fluids:**
- Petroleum based hydraulic fluids and lubricating oils, wide fluid compatibility, for diesel and biodiesel applications ask for details.
- Operating temperature:**
- From -40°C to +125°C (Air max. +70°C, Water max. +85°C).
- Burst pressure:**
- Operating pressure × 4.
- Applicable specifications:**
- SAE 100R15 - ISO 3862 Type R15 - ISO 18752-DC.
- Fitting series:**
- 77.
- Applications:**
- On and offshore, construction, injection moulding, mining.

- Advantages:**
- 1/2 the bend radius of SAE 100R15, constant operating pressure of 42.0 MPa, reduced O. D. and new construction.
- Benefits:**
- Superior flexibility, 1/3 less effort to bend, highly abrasion resistant MSHA approved cover.

797TC - No-Skive™ Compact Spiral™



61 Parker DirectLink

Part number	Hose Inside Diameter				Outside Diameter mm	Operating Pressure		Bend radius mm
	DN	inch	Size	mm		psi	Mpa	
797TC-8	12	1/2	-08	12.7	21.1	6000	42	100
797TC-10	16	5/8	-10	15.9	23.9	6000	42	115
797TC-12	20	3/4	-12	19.1	27.9	6000	42	135
797TC-16	25	1	-16	25.4	35.7	6000	42	165

Replace the hose when any deformation or damage on the hose cover are visible. The combination of high temperature and high pressure could reduce the hose life.

C9 - Female metric 24° - heavy series with O-Ring - swivel straight



61 Parker Direct Link

Part number	Hose Inside Diameter			Thread Metric	
	DN	inch	Size		
1C977-16-8	12	1/2	-08	12.7	M24x1.5
1C977-20-10	16	5/8	-10	15.9	M30x2
1C977-20-12	20	3/4	-12	19.1	M30x2
1C977-25-12	20	3/4	-12	19.1	M36x2
1C977-30-16	25	1	-16	25.4	M42x2

Fittings with standard O-Ring seals can be used for temperatures from -30 °C up to +105 °C.
For O-Ring selection, see page 198.

0C - Female metric 24° - heavy series with O-Ring - swivel 45° elbow



61 Parker Direct Link

Part number	Hose Inside Diameter			Thread Metric	
	DN	inch	Size		
10C77-16-8	12	1/2	-08	12.7	M24x1.5
10C77-20-12	20	3/4	-12	19.1	M30x2
10C77-25-12	20	3/4	-12	19.1	M36x2
10C77-30-16	25	1	-16	25.4	M42x2

Fittings with standard O-Ring seals can be used for temperatures from -30 °C up to +105 °C.
For O-Ring selection, see page 198.

1C - Female metric 24° - heavy series with O-Ring - swivel 90° elbow



61 Parker Direct Link

Part number	Hose Inside Diameter			Thread Metric	
	DN	inch	Size		
11C77-16-8	12	1/2	-08	12.7	M24x1.5
11C77-20-12	20	3/4	-12	19.1	M30x2
11C77-25-12	20	3/4	-12	19.1	M36x2
11C77-30-16	25	1	-16	25.4	M42x2

Fittings with standard O-Ring seals can be used for temperatures from -30 °C up to +105 °C.
For O-Ring selection, see page 198.

D2 - Male metric 24° - heavy series - rigid straight



61 Parker Direct Link

Part number	Hose Inside Diameter			Thread Metric	
	DN	inch	Size		
1D277-16-8	12	1/2	-08	12.7	M24x1.5
1D277-20-10	16	5/8	-10	15.9	M30x2
1D277-20-12	20	3/4	-12	19.1	M30x2
1D277-25-12	20	3/4	-12	19.1	M36x2
1D277-30-16	25	1	-16	25.4	M42x2

Fittings with standard O-Ring seals can be used for temperatures from -30 °C up to +105 °C.
For O-Ring selection, see page 198.

1 06 - Female JIC 37° - swivel - straight



61 Parker
Direct Link

Part number	Hose Inside Diameter				Thread UNF
	DN	inch	Size	mm	
10677-8-8	12	1/2	-08	12.7	3/4x16
10677-10-8	12	1/2	-08	12.7	7/8x14
10677-10-10	16	5/8	-10	15.9	7/8x14
10677-12-12	20	3/4	-12	19.1	1-1/16x12
10677-16-12	20	3/4	-12	19.1	1-5/16x12
10677-16-16	25	1	-16	25.4	1-5/16x12
10677-20-16	25	1	-16	25.4	1-5/8x12

HYDRAULICS



JC - Female ORFS - swivel straight (short)



61 Parker Direct Link

Part number	Hose Inside Diameter			Thread UNF	
	DN	inch	Size		
1JC77-8-8	12	1/2	-08	12.7	13/16x16
1JC77-12-8	12	1/2	-08	12.7	1-3/16x12
1JC77-10-10	16	5/8	-10	15.9	1x14
1JC77-12-12	20	3/4	-12	19.1	1-3/16x12
1JC77-16-12	20	3/4	-12	19.1	1-7/16x12
1JC77-12-16	25	1	-16	25.4	1-3/16x12
1JC77-16-16	25	1	-16	25.4	1-7/16x12
1JC77-20-16	25	1	-16	25.4	1-11/16x12

J7 - Female ORFS - swivel 45° elbow



61 Parker Direct Link

Part number	Hose Inside Diameter			Thread UNF	
	DN	inch	Size		
1J777-8-8	12	1/2	-08	12.7	13/16x16
1J777-12-12	20	3/4	-12	19.1	1-3/16x12
1J777-16-16	25	1	-16	25.4	1-7/16x12

J9 - Female ORFS - swivel 90° elbow - short drop



61 Parker Direct Link

Part number	Hose Inside Diameter			Thread UNF	
	DN	inch	Size		
1J977-8-8	12	1/2	-08	12.7	13/16x16
1J977-12-12	20	3/4	-12	19.1	1-3/16x12
1J977-16-16	25	1	-16	25.4	1-7/16x12

1 15/4A - SAE Code 61 - flange head - straight (5000 psi)



61 Parker DirectLink

Part number	Hose Inside Diameter				Flange size inch
	DN	inch	Size	mm	
11577-8-8	12	1/2	-08	12.7	1/2
11577-12-8	12	1/2	-08	12.7	3/4
11577-12-12	20	3/4	-12	19.1	3/4
11577-16-12	20	3/4	-12	19.1	1
11577-16-16	25	1	-16	25.4	1
14A77-20-16	25	1	-16	25.4	1 1/4

For O-Ring selection, see page 198.

17/4F - SAE Code 61 - flange head 45° elbow - 45°elbow (5000 psi)



61 Parker DirectLink

Part number	Hose Inside Diameter				Flange size inch
	DN	inch	Size	mm	
11777-8-8	12	1/2	-08	12.7	1/2
11777-12-8	12	1/2	-08	12.7	3/4
11777-12-12	20	3/4	-12	19.1	3/4
11777-16-12	20	3/4	-12	19.1	1
11777-16-16	25	1	-16	25.4	1
14F77-20-16	25	1	-16	25.4	1 1/4

For O-Ring selection, see page 198.

19/4N - SAE Code 61 - flange head - 90° elbow (5000 psi)



61 Parker DirectLink

Part number	Hose Inside Diameter				Flange size inch
	DN	inch	Size	mm	
11977-8-8	12	1/2	-08	12.7	1/2
11977-12-8	12	1/2	-08	12.7	3/4
11977-12-12	20	3/4	-12	19.1	3/4
11977-16-12	20	3/4	-12	19.1	1
11977-16-16	25	1	-16	25.4	1
14N77-20-16	25	1	-16	25.4	1 1/4

For O-Ring selection, see page 198.

HYDRAULICS

6A - SAE code 62 - flange straight - 6000 psi



61 Parker Direct Link

Part number	Hose Inside Diameter			Flange size	
	DN	inch	Size	mm	inch
16A77-8-8	12	1/2	-08	12.7	1/2
16A77-12-8	12	1/2	-08	12.7	3/4
16A77-12-12	20	3/4	-12	19.1	3/4
16A77-16-12	20	3/4	-12	19.1	1
16A77-16-16	25	1	-16	25.4	1
16A77-20-16	25	1	-16	25.4	1 1/4

For O-Ring selection, see page 198.

6F - SAE flange 45° elbow - heavy series - 6000 psi



61 Parker Direct Link

Part number	Hose Inside Diameter			Flange size	
	DN	inch	Size	mm	inch
16F77-8-8	12	1/2	-08	12.7	1/2
16F77-12-8	12	1/2	-08	12.7	3/4
16F77-12-12	20	3/4	-12	19.1	3/4
16F77-16-12	20	3/4	-12	19.1	1
16F77-16-16	25	1	-16	25.4	1
16F77-20-16	25	1	-16	25.4	1 1/4

For O-Ring selection, see page 198.

6N - SAE code 62 - flange head 90° elbow - 6000 psi



61 Parker Direct Link

Part number	Hose Inside Diameter			Flange size	
	DN	inch	Size	mm	inch
16N77-8-8	12	1/2	-08	12.7	1/2
16N77-12-8	12	1/2	-08	12.7	3/4
16N77-12-12	20	3/4	-12	19.1	3/4
16N77-16-12	20	3/4	-12	19.1	1
16N77-16-16	25	1	-16	25.4	1
16N77-20-16	25	1	-16	25.4	1 1/4

For O-Ring selection, see page 198.

1

Parkrimp® crimp fittings

Material:

- Cr (VI)-free.

For hose type:

- 787TC, 797TC.

XA - Caterpillar® flange head - straight



61 Parker DirectLink

Part number	Hose Inside Diameter				Flange size			
	DN	inch	Size	mm	inch	mm A	mm B	mm F
1XA77-12-12	20	3/4	-12	19.1	3/4	121	75	41
1XA77-16-12	20	3/4	-12	19.1	1	114	68	48
1XA77-16-16	25	1	-16	25.4	1	141	87	48
1XA77-20-16	25	1	-16	25.4	1 1/4	104	50	54
1XA77-20-20	32	1 1/4	-20	31.8	1 1/4	152	88	54
1XA77-24-20	32	1 1/4	-20	31.8	1 1/2	121	57	64

XF - Caterpillar® flange head - 45° elbow



61 Parker DirectLink

Part number	Hose Inside Diameter				Flange size				
	DN	inch	Size	mm	inch	mm A	mm B	mm F	mm E
1XF77-12-12	20	3/4	-12	19.1	3/4	121	75	41	31
1XF77-16-12	20	3/4	-12	19.1	1	121	75	48	31
1XF77-16-16	25	1	-16	25.4	1	145	91	48	36
1XF77-20-16	25	1	-16	25.4	1 1/4	145	91	54	35
1XF77-20-20	32	1 1/4	-20	31.8	1 1/4	161	97	54	37
1XF77-24-20	32	1 1/4	-20	31.8	1 1/2	161	97	64	37

XN - Caterpillar® flange head - 90° elbow



61 Parker DirectLink

Part number	Hose Inside Diameter				Flange size				
	DN	inch	Size	mm	inch	mm A	mm B	mm F	mm E
1XN77-12-12	20	3/4	-12	19.1	3/4	108	62	41	63
1XN77-16-12	20	3/4	-12	19.1	1	108	62	48	62
1XN77-16-16	25	1	-16	25.4	1	131	77	48	74
1XN77-20-16	25	1	-16	25.4	1 1/4	135	81	54	74
1XN77-20-20	32	1 1/4	-20	31.8	1 1/4	151	87	54	94
1XN77-24-20	32	1 1/4	-20	31.8	1 1/2	151	87	64	77



HYDRAULICS

Construction:	<ul style="list-style-type: none"> Core tube: polyamide. Reinforcement: one braided layer of high tensile synthetic fibre. Cover: polyamide, black, pinpricked.
Operating temperature:	<ul style="list-style-type: none"> From -40°C to +100°C for petroleum or synthetic hydraulic fluids.
Fitting series:	<ul style="list-style-type: none"> EX.
Applications:	<ul style="list-style-type: none"> High pressure service for use with petroleum or synthetic hydraulic fluids and gases. For diagnosis, mini-hydraulics, robotics and the natural gas industry.
Advantages:	<ul style="list-style-type: none"> Very small dimensions, high pressure, high chemical resistance, very good abrasion resistance, low weight.
Benefits:	<ul style="list-style-type: none"> Solutions for hose installations with confined space, easy assembly.

2020N - Small bore hose



66 Parker Direct Link

Part number	Hose Inside Diameter				Outside Diameter mm	Operating Pressure	
	DN	inch	Size	mm		bar	psi
2020N-012V50	2	5/64	-12	2.0	4.9	630	9140
2020N-025V30	4	5/32	25	4.0	8.1	440	6380

1

HYDRAULICS

- Construction:
 - Core tube: polyamide.
 - Reinforcement: one braided layer of high tensile synthetic fibre.
 - Cover: polyurethane, black, pinpricked.
- Operating temperature:
 - From -40°C to +100°C.
- Fitting series:
 - 56.
- Performance:
 - Exceeds SAE 100R7, DIN 24 951-2KT, BS 4983 Type 1, ISO 3949-1.
- Applications:
 - Medium pressure service for use with petroleum or synthetic hydraulic fluids in hydraulic systems, as well as for use with some chemical fluids. Also on agricultural machinery, robotics systems and for use with fire resistant fluids.

- Advantages:
 - High chemical resistance, very good abrasion resistance, low weight, universal for wide application range.
- Benefits:
 - Long lifetime in tough operating conditions, easy to handle, easy assembly in confined space.

540N - Medium pressure hose



66 Parker
Prest-Lok

Part number	Hose Inside Diameter				Outside Diameter mm	Operating Pressure	
	DN	inch	Size	mm		bar	psi
540N-3	5	3/16	-03	4.8	10.7	210	3000
540N-4	6	1/4	-04	6.3	12.6	190	2750
540N-5	8	5/16	-05	7.9	14.6	175	2500
540N-6	10	3/8	-06	9.5	16.4	155	2250
540N-8	12	1/2	-08	12.7	20.1	140	2000


Change in length: +/-2% at operating pressure.



- Construction:**
- Core tube: Polyester elastomer.
 - Reinforcement: one or two braided layers of high tensile synthetic fibre.
 - Cover: Special polyester, black, pinpricked.
- Operating temperature:**
- From -57°C to +100°C for petroleum, max. 57°C for synthetic hydraulic fluids and water-based hydraulic fluids.
- Fitting series:**
- 56.
- Performance:**
- SAE 1007 R18.
- Applications:**
- Medium pressure service for use with petroleum, synthetic or water based hydraulic fluids in hydraulic systems. Ideal for use at low temperature, e.g. fork-lift trucks in refrigerated warehouses, earthmoving and agricultural machinery for cold climates.
 - Especially suitable for low temperature environments.

- Advantages:**
- Constant operating pressure for all sizes.
- Benefits:**
- Low temperature environments. One hose type for all sizes on a machine.

1202LT - Low temperature hose



66 Parker Direct Line

Part number	Hose Inside Diameter				Outside Diameter mm	Operating Pressure	
	DN	inch	Size	mm		bar	psi
1202LT-3	5	3/16	-03	4.8	10.7	210	3000
1202LT-4	6	1/4	-04	6.4	12.6	210	3000
1202LT-5	8	5/16	-05	8.0	14.4	210	3000
1202LT-6	10	3/8	-06	10.0	16.4	210	3000

Change in length: +/-2% at operating pressure.

- Construction:**
- Core tube: Polyester elastomer.
 - Reinforcement: one or two braided layers of high tensile synthetic fibre.
 - Cover: Special polyester, black, pinpricked.
- Operating temperature:**
- From -57°C to +100°C for petroleum, max. 57°C for synthetic hydraulic fluids and water-based hydraulic fluids.
- Fitting series:**
- 56.
- Performance:**
- SAE 100 R18.
- Applications:**
- Medium pressure service for use with petroleum, synthetic or water based hydraulic fluids in hydraulic systems. Ideal for use at low temperature, e.g. fork-lift trucks in refrigerated warehouses, earthmoving and agricultural machinery for cold climates.
 - Especially suitable for low temperature environments.

1202LT - Low temperature hose - Twin hose



66 Parker Direct Line

Part number	Hose Inside Diameter				Outside Diameter mm	Operating Pressure	
	DN	inch	Size	mm		bar	psi
1202LT-4-4	6	1/4	-04	6.4	12.6	210	3000
1202LT-6-6	10	3/8	-06	10.0	16.4	210	3000

Change in length: +/-2% at operating pressure.

Twinline and multiline hose can be joined using various combinations of hose sizes and types.

Twinline or multiline hoses ensure easier installation in applications such as fork-lift trucks, aerial lifts and hydraulic cranes.

1

Parkrimp® crimp fittings

- Material: • Steel.
- For hose type: • 2010N, 2020N.

C9 - 24° sealing cone - O-Ring - heavy series - metric swivel nut DIN 20078P



66 Parker DirectLink

Part number	Hose Inside Diameter			Tube Outside Diameter mm	Thread Metric	
	DN	inch	Size			
1C9EX-6-012	2	5/64	-12	2.0	6	M14x1.5
1C9EX-8-012	2	5/64	-12	2.0	8	M16x1.5
1C9EX-8-025	4	5/32	25	4.0	8	M16x1.5


CA - 24° sealing cone - O-Ring - light series - metric swivel nut DIN 20078N



66 Parker DirectLink

Part number	Hose Inside Diameter			Tube Outside Diameter mm	Thread Metric	
	DN	inch	Size			
1CAEX-4-012	2	5/64	-12	2	4	M6x1
1CAEX-6-012	2	5/64	-12	2	6	M12x1.5
1CAEX-8-012	2	5/64	-12	2	8	M14x1.5
1CAEX-6-025	4	5/32	25	4	6	M12x1.5

06 - JIC 37° flare UNF swivel nut



66 Parker DirectLink

Part number	Hose Inside Diameter			Tube Outside Diameter mm	Thread UNF
	DN	inch	Size		
106EX-3-012	2	5/64	-12	2	3/8-24
106EX-4-012	2	5/64	-12	2	7/16-20

HYDRAULICS

YP - Quick connect fitting with clip



66 Parker Direct Link

Part number	Clip	Hose Inside Diameter			
		DN	inch	Size	mm
1YPEX-3-012	HG-DN2	2	5/64	-12	2

YR - Quick connect fitting - metric swivel nut



66 Parker Direct Link

Part number	DN	Hose Inside Diameter			Thread Metric
		inch	Size	mm	
1YREX-10-012	2	5/64	-12	2	M16x1.5
1YREX-11-012	2	5/64	-12	2	M16x2


R8 - Quick connect fitting - metric swivel nut knurled



66 Parker Direct Link

Part number	DN	Hose Inside Diameter			Thread Metric
		inch	Size	mm	
1R8EX-11-012	2	5/64	-12	2	M16x2

JC - O-Lok® ORFS (short version) - UNF swivel nut



66 Parker Direct Link

Part number	DN	Hose Inside Diameter			Thread UNF
		inch	Size	mm	
1JCEX-4-012	2	5/64	-12	2	9/16-18
1JCEX-6-012	2	5/64	-12	2	11/16-16

49 - Banjo union DIN 7642



66 Parker Direct Link

Part number	DN	Hose Inside Diameter			Outside Diameter mm
		inch	Size	mm	
149EX-10-025	4	5/32	25	4.0	10

1

Parkrimp® crimp fittings

- Material: • Steel, surface protection according to DIN 50 961 Fe/Zn.
- For hose type: • 540N, 1202LT, 2040N, 520N, 528N.

C3 - Sealing head - light series - metric swivel nut DIN 20078A



66 Parker DirectLink

Part number	Hose Inside Diameter			Tube Outside Diameter mm	Thread Metric	
	DN	inch	Size			
1C356-6-3	5	3/16	-03	4.8	6	M12x1.5
1C356-8-4	6	1/4	-04	6.4	8	M14x1.5
1C356-10-4	6	1/4	-04	6.4	10	M16x1.5
1C356-10-5	8	5/16	-05	7.9	10	M16x1.5
1C356-12-6	10	3/8	-06	9.5	12	M18x1.5
1C356-15-8	12	1/2	-08	12.7	15	M22x1.5

CA - 24° sealing cone - O-Ring - light series - metric swivel nut DIN 20078N



66 Parker DirectLink

Part number	Hose Inside Diameter			Tube Outside Diameter mm	Thread Metric	
	DN	inch	Size			
1CA56-6-3	5	3/16	-03	4.8	6	M12x1.5
1CA56-8-4	6	1/4	-04	6.4	8	M14x1.5
1CA56-10-4	6	1/4	-04	6.4	10	M16x1.5
1CA56-10-5	8	5/16	-05	7.9	10	M16x1.5
1CA56-12-5	8	5/16	-05	7.9	12	M18x1.5
1CA56-10-6	10	3/8	-06	9.5	10	M16x1.5
1CA56-12-6	10	3/8	-06	9.5	12	M18x1.5
1CA56-15-8	12	1/2	-08	12.7	15	M22x1.5

CE - 24° sealing cone - O-Ring - 45° elbow - light series - metric swivel nut DIN 20078N



66 Parker DirectLink

Part number	Hose Inside Diameter			Tube Outside Diameter mm	Thread Metric	
	DN	inch	Size			
1CE56-6-3	5	3/16	-03	4.8	6	M12x1.5
1CE56-8-4	6	1/4	-04	6.4	8	M14x1.5
1CE56-10-5	8	5/16	-05	7.9	10	M16x1.5
1CE56-10-6	10	3/8	-06	9.5	10	M16x1.5
1CE56-12-6	10	3/8	-06	9.5	12	M18x1.5
1CE56-15-8	12	1/2	-08	12.7	15	M22x1.5

HYDRAULICS

CF - Sealing cone - O-Ring - 90° elbow - light series - metric swivel nut DIN 20078N



66 Parker Direct Link

Part number	Hose Inside Diameter				Tube Outside Diameter mm	Thread Metric
	DN	inch	Size	mm		
1CF56-6-3	5	3/16	-03	4.8	6	M12x1.5
1CF56-8-4	6	1/6	-04	6.4	8	M14x1.5
1CF56-10-5	8	5/16	-05	7.9	10	M16x1.5
1CF56-10-6	10	3/8	-06	9.5	10	M16x1.5
1CF56-12-6	10	3/8	-06	9.5	12	M18x1.5
1CF56-15-8	12	1/2	-08	12.7	15	M22x1.5

1D - Metric standpipe - light series



66 Parker Direct Link

Part number	Hose Inside Diameter				Tube Outside Diameter mm
	DN	inch	Size	mm	
11D56-6-3	5	3/16	-03	4.8	6
11D56-8-4	6	1/4	-04	6.4	8
11D56-10-5	8	5/16	-05	7.9	10
11D56-10-6	10	3/8	-06	9.5	10
11D56-12-6	10	3/8	-06	9.5	12

D0 - Metric male 24° cone - light series DIN 20078D



66 Parker Direct Link

Part number	Hose Inside Diameter				Tube Outside Diameter mm	Thread Metric
	DN	inch	Size	mm		
1D056-8-4	6	1/4	-04	6.4	8	M14x1.5
1D056-10-5	8	5/16	-05	7.9	10	M16x1.5
1D056-12-5	8	5/16	-05	7.9	12	M18x1.5
1D056-10-6	10	3/8	-06	9.5	10	M16x1.5
1D056-12-6	10	3/8	-06	9.5	12	M18x1.5

1 C9 - 24° sealing cone - O-Ring - heavy series - metric swivel nut DIN 20078P



66 Parker Direct Link

Part number	Hose Inside Diameter				Tube Outside Diameter mm	Thread Metric
	DN	inch	Size	mm		
1C956-8-3	5	3/16	-03	4.8	8	M16x1.5
1C956-8-4	6	1/4	-04	6.4	8	M16x1.5
1C956-10-4	6	1/4	-04	6.4	10	M18x1.5
1C956-12-4	6	1/4	-04	6.4	12	M20x1.5
1C956-10-5	8	5/16	-05	7.9	10	M18x1.5
1C956-12-5	8	5/16	-05	7.9	12	M20x1.5
1C956-12-6	10	3/8	-06	9.5	12	M20x1.5
1C956-16-8	12	1/2	-08	12.7	16	M24x1.5

HYDRAULICS

1C - 24° sealing cone - O-Ring - 90° elbow - heavy series - metric swivel nut DIN 20078P



66 Parker Direct Link

Part number	Hose Inside Diameter				Tube Outside Diameter mm	Thread Metric
	DN	inch	Size	mm		
11C56-10-4	6	1/4	-04	6.4	10	M18x1.5
11C56-12-5	8	5/16	-05	7.9	12	M20x1.5
11C56-12-6	10	3/8	-06	9.5	12	M20x1.5
11C56-16-8	12	1/2	-08	12.7	16	M24x1.5


92 - Sealing head (60°) - BSPP swivel nut



66 Parker Direct Link

Part number	Hose Inside Diameter				Thread BSPP
	DN	inch	Size	mm	
19256-4-3	5	3/16	-03	4.8	1/4
19256-4-4	6	1/4	-04	6.4	1/4
19256-6-5	8	5/16	-05	7.9	3/8
19256-6-6	10	3/8	-06	9.5	3/8
19256-8-6	10	1/2	-06	9.5	3/8
19256-8-8	12	1/2	-08	12.7	1/2

B2 - Sealing head (60°) - 90° elbow - BSPP swivel nut



66 Parker Direct Link

Part number	Hose Inside Diameter			Thread BSPP	
	DN	inch	Size		
1B256-4-3	5	3/16	-03	4.8	1/4
1B256-4-4	6	1/4	-04	6.4	1/4
1B256-6-5	8	5/16	-05	7.9	3/8
1B256-6-6	10	3/8	-06	9.5	3/8
1B256-8-8	12	1/2	-08	12.7	1/2

D9 - BSPP Male DIN 3852 shape Form A



66 Parker Direct Link

Part number	Hose Inside Diameter			Thread BSPP	
	DN	inch	Size		
1D956-4-4	6	1/4	-04	6.4	1/4
1D956-6-6	10	3/8	-06	9.5	3/8
1D956-8-8	12	1/2	-08	12.7	1/2

03 - JIC Male - 37° cone



66 Parker Direct Link

Part number	Hose Inside Diameter			Thread UNF	
	DN	inch	Size		
10356-4-4	6	1/4	-04	6.4	7/16-20
10356-6-6	10	3/8	-06	9.5	9/16-18
10356-8-6	10	3/8	-06	9.5	3/4-16

1 06 - JIC - 37° cone - UNF swivel nut


HYDRAULICS



66 Parker Swivel Nut

Part number	Hose Inside Diameter				Thread UNF
	DN	inch	Size	mm	
10656-4-3	5	3/16	-03	4.8	7/16-20
10656-5-3	5	3/16	-03	4.8	1/2-20
10656-4-4	6	1/4	-04	6.4	7/16-20
10656-5-4	6	1/4	-04	6.4	1/2-20
10656-6-4	6	1/4	-04	6.4	9/16-18
10656-6-5	8	5/16	-05	7.9	9/16-18
10656-6-6	10	3/8	-06	9.5	9/16-18
10656-8-6	10	3/8	-06	9.5	3/4-16
10656-8-8	12	1/2	-08	12.7	3/4-16
10656-10-8	12	1/2	-08	12.7	7/8-14

39 - JIC - 37° cone - 90° elbow - UNF swivel nut



66 Parker Direct Link

Part number	Hose Inside Diameter				Thread UNF
	DN	inch	Size	mm	
13956-4-3	5	3/16	-03	4.8	7/16-20
13956-4-4	6	1/4	-04	6.4	7/16-20
13956-6-5	8	5/16	-05	7.9	9/16-18
13956-6-6	10	3/8	-06	9.5	9/16-18
13956-8-8	12	1/2	-08	12.7	3/4-16

JC - O-Lok® ORFS (Short Version) - UNF swivel nut



66 Parker Swivel Nut

Part number	Hose Inside Diameter				Thread UNF
	DN	inch	Size	mm	
1JC56-4-4	6	1/4	-04	6.4	9/16-18
1JC56-6-5	8	5/16	-05	7.9	11/16-16
1JC56-6-6	10	3/8	-06	9.5	11/16-16
1JC56-8-6	10	3/8	-06	9.5	13/16-16
1JC56-8-8	12	1/2	-08	12.7	13/16-16



J7 - O-Lok® ORFS - 45° elbow - UNF swivel nut



66 Parker Direct Link

Part number	Hose Inside Diameter			Thread UNF	
	DN	inch	Size		
1J756-6-6	10	3/8	-06	9.5	11/16-16
1J756-8-8	12	1/2	-08	12.7	13/16-16

J9 - O-Lok® ORFS - 90° elbow - UNF swivel nut



66 Parker Direct Link

Part number	Hose Inside Diameter			Thread UNF	
	DN	inch	Size		
1J956-6-4	6	1/4	-04	6.4	11/16-16
1J956-6-6	10	3/8	-06	9.5	11/16-16
1J956-8-8	12	1/2	-08	12.7	13/16-16

1

Parkrimp® crimp fittings

- Material:
 - Galvanised steel with transparent Cr(VI)-free plating.
- For hose type:
 - 2030T.

01 - National Pipe Tapered (NPT) male



66 Parker DirectLink

Part number	Hose Inside Diameter				Tube Outside Diameter mm	Thread
	DN	inch	Size	mm		
101YX-4-04	6	1/4	-04	6.4	4	1/4-18
101YX-8-08	12	1/2	-08	12.7	8	1/2-14

06 - SAE (JIC) 37° female swivel



66 Parker DirectLink

Part number	Hose Inside Diameter				Tube Outside Diameter mm	Thread
	DN	inch	Size	mm		
106YX-10-08	12	1/2	-08	12.7	10	7/8-14
106YX-5-04	6	1/4	-04	6.4	5	1/2-20
106YX-8-06	10	3/8	-06	9.5	8	3/4-16

1D - Metric standpipe



66 Parker DirectLink

Part number	Hose Inside Diameter				Tube Outside Diameter mm
	DN	inch	Size	mm	
11DYX-10-05	8	5/16	-05	7.9	10
11DYX-12-06	10	3/8	-06	9.5	12
11DYX-6-03	5	3/16	-03	4.8	6
11DYX-8-04	6	1/4	-04	6.4	8

HYDRAULICS

92 - BSPP female swivel 60° cone



66 Parker Direct Link

Part number	Hose Inside Diameter				Tube Outside Diameter mm	Thread BSPP
	DN	inch	Size	mm		
192YX-4-03	5	3/16	-03	4.8	4	1/4
192YX-4-04	6	1/4	-04	6.3	4	1/4
192YX-6-05	8	3/16	-05	7.9	6	3/8
192YX-6-06	10	3/8	-06	9.5	6	3/8
192YX-8-08	12	1/2	-08	12.7	8	1/2
192YX-12-10	16	5/8	-10	15.9	12	3/4

B2 - BSPP female swivel 60° cone - 90° elbow



66 Parker Direct Link

Part number	Hose Inside Diameter				Tube Outside Diameter mm	Thread BSPP
	DN	inch	Size	mm		
1B2YX-4-04	6	1/4	-04	6.4	4	1/4
1B2YX-6-06	10	3/8	-06	9.5	6	3/8
1B2YX-8-08	12	1/2	-08	12.7	8	1/2

1

C3 - Metric female swivel 24°/60°



66 Parker Direct Link

Part number	Hose Inside Diameter				Tube Outside Diameter mm	Thread Metric
	DN	inch	Size	mm		
1C3YX-6-03	5	3/16	-03	4.8	6	M12x1.5
1C3YX-8-04	6	1/4	-04	6.4	8	M14x1.5
1C3YX-10-05	8	5/16	-05	7.9	10	M16x1.5
1C3YX-10-06	10	3/8	-06	9.5	10	M16x1.5
1C3YX-12-06	10	3/8	-06	9.5	12	M18x1.5
1C3YX-15-08	12	1/2	-08	12.7	15	M22x1.5
1C3YX-18-10	16	5/8	-10	15.9	18	M26x1.5

CA - Metric female swivel 24° with O-Ring



66 Parker Direct Link

Part number	Hose Inside Diameter				Tube Outside Diameter mm	Thread Metric
	DN	inch	Size	mm		
1CAYX-6-03	5	3/16	-03	4.8	6	M12x1.5
1CAYX-8-04	6	1/4	-04	6.4	8	M14x1.5
1CAYX-10-05	8	5/16	-05	7.9	10	M16x1.5
1CAYX-12-06	10	3/8	-06	9.5	12	M18x1.5
1CAYX-15-08	12	1/2	-08	12.7	15	M22x1.5
1CAYX-18-10	16	5/8	-10	15.9	18	M26x1.5

CF - Metric female swivel with O-Ring 24° - 90° elbow



66 Parker Direct Link

Part number	Hose Inside Diameter				Tube Outside Diameter mm	Thread Metric
	DN	inch	Size	mm		
1CFYX-6-03	5	3/16	-03	4.8	6	M12x1.5
1CFYX-8-04	6	1/4	-04	6.4	8	M14x1.5
1CFYX-15-08	12	1/2	-08	12.7	15	M22x1.5

HYDRAULICS

Construction:	<ul style="list-style-type: none"> Core tube: polyamide. Reinforcement: one braided layer of high tensile steel wire. Cover: polyurethane, black.
Operating temperature:	<ul style="list-style-type: none"> From -40°C to +100°C for petroleum or synthetic hydraulic fluids.
Fitting series:	<ul style="list-style-type: none"> 56.
Performance:	<ul style="list-style-type: none"> Exceeds DIN EN 853-1SN, DNV approved.
Applications:	<ul style="list-style-type: none"> High pressure service for use with petroleum or synthetic hydraulic fluids, gases, or paint spray applications.

Advantages:	<ul style="list-style-type: none"> High chemical resistance, very good abrasion resistance.
Benefits:	<ul style="list-style-type: none"> Long lifetime in tough operating conditions, one hose for wide range of applications.

2040N - Multi-purpose hose



66 Parker Direct Link

Part number	Hose Inside Diameter				Outside Diameter mm	Operating Pressure	
	DN	inch	Size	mm		bar	psi
2040N-03V00	5	3/16	-03	4.7	9.8	340	4930
2040N-04V00	6	1/4	-04	6.3	11.9	310	4495
2040N-05V00	8	5/16	-05	8.2	14.0	250	3625
2040N-06V00	10	3/8	-06	9.7	15.9	240	3480
2040N-08V00	12	1/2	-08	12.8	19.3	185	2680

Change in length: +2% / -4 % at operating pressure.

Construction:	<ul style="list-style-type: none"> Core tube: polyamide. Reinforcement: one braided layer of high tensile aramid fibre. Cover: Polyurethane, black, pinpricked.
Operating temperature:	<ul style="list-style-type: none"> From -40°C to +100°C for petroleum or synthetic hydraulic fluids.
Fitting series:	<ul style="list-style-type: none"> 56.
Performance:	<ul style="list-style-type: none"> Exceeds SAE 100R8, DIN EN 855 Type R8, ISO 3949 Type R8.
Applications:	<ul style="list-style-type: none"> High pressure service for use with petroleum or synthetic hydraulic fluids in hydraulic systems as well as with gases. Low volumetric expansion and small outer diameters due to the aramid fibre reinforcement. Especially if low weight hose required.

Advantages:	<ul style="list-style-type: none"> High chemical resistance, very good abrasion resistance, low weight, small outside diameter.
Benefits:	<ul style="list-style-type: none"> Long lifetime in tough operating conditions, one hose for a wide range of applications, easy to handle, easy assembly in confined space.

520N - Standard hydraulic hose



66 Parker Direct Link

Part number	Hose Inside Diameter				Outside Diameter mm	Operating Pressure	
	DN	inch	Size	mm		bar	psi
520N-3	5	3/16	-03	4.8	10.6	345	5000
520N-4	6	1/4	-04	6.3	12.7	345	5000
520N-5	8	5/16	-05	7.9	14.5	310	4500
520N-6	10	3/8	-06	9.5	16.1	275	4000
520N-8	12	1/2	-08	12.7	20.4	240	3500

Change in length: +/- 2% at operating pressure.
Also available as twinline or multiline hose.

1

HYDRAULICS

- Construction:
 - Core tube: polyamide.
 - Reinforcement: one braided layer of high tensile aramid fibre.
 - Cover: Polyurethane, orange, not pinpricked.
- Operating temperature:
 - From -40°C to +100°C for petroleum or synthetic hydraulic fluids.
- Fitting series:
 - 56.
- Performance:
 - Exceeds SAE 100R8, DIN EN 855 Type R8, ISO 3949 Type R8.
- Applications:
 - High pressure service for use with petroleum or synthetic hydraulic fluids in hydraulic systems as well as with gases. Low volumetric expansion and small outer diameters due to the aramid fibre reinforcement.

- Advantages:
 - Electrically non-conductive, high chemical resistance, very good abrasion resistance, low weight, small outside diameter.
- Benefits:
 - Suitable for applications which require electrically non-conductive hose, long lifetime in tough operating conditions, easy to handle, easy assembly in confined space. One hose for wide range of applications.

528N - Electrically non-conductive hose



66 Parker Direct Link

Part number	Hose Inside Diameter				Outside Diameter mm	Operating Pressure	
	DN	inch	Size	mm		bar	psi
528N-4	6	1/4	-04	6.3	13.0	345	5000
528N-5	8	5/16	-05	7.9	14.5	310	4500
528N-6	10	3/8	-06	9.5	16.5	275	3990
528N-8	12	1/2	-08	12.7	20.6	240	3480

Change in length: +/- 2% at operating pressure.
Insulation resistivity: according to SAE J517 (less than 50 µA leakage under 75.000 volts per foot).



- Construction:**
 - Core tube: polyamide.
 - Reinforcement: two spiral layers and two open spiral layers of high tensile steel wire.
 - Cover: polyurethane, black. Other colours available upon request.
- Operating temperature:**
 - From -40°C to +70°C for petroleum or synthetic hydraulic fluids.
- Fitting series:**
 - 8X.
- Performance:**
 - Exceeds SAE 100R10.
- Applications:**
 - Ultra-high pressure service for use with petroleum or synthetic hydraulic fluids.
 - High kink resistance and high flexibility for hydraulic tools, straightening benches, clamps.
- Advantages:**
 - Low volumetric expansion, high pressure, mechanical strength, good chemical resistance, good abrasion resistance.
- Benefits:**
 - Real 4:1 safety factor hose for 720 bar applications, resistance to most hydraulic oils, long lifetime.

2340N - Polyflex® ultra-high pressure hose



66 Parker Direct Link

Part number	Hose Inside Diameter				Outside Diameter mm	Operating Pressure	
	DN	inch	Size	mm		bar	psi
2340N-04V10	6	1/4	-04	6.4	12.5	720	10440

1

Parkrimp® crimp fittings

Material:

- Carbon steel, zinc plated. Surface protection according to DIN 50961 Fe/Zn.

For hose type:

- 2340N.

C9 - 24° sealing cone - O-Ring - Heavy series - Metric swivel nut DIN 20078P



66 Parker Direct Link

Part number	Hose Inside Diameter				Thread Metric
	DN	inch	Size	mm	
1C98X-8-04	6	1/4	-04	6.4	M16x1.5
1C98X-10-04	6	1/4	-04	6.4	M18x1.5

92 - Sealing head (60°) - BSPP swivel nut



66 Parker Direct Link

Part number	Hose Inside Diameter				Thread BSPP
	DN	inch	Size	mm	
1928X-4-04	6	1/4	-04	6.4	1/4

06 - JIC - 37° cone - UNF swivel nut



66 Parker Direct Link

Part number	Hose Inside Diameter				Thread UNF
	DN	inch	Size	mm	
1068X-4-04	6	1/4	-04	6.4	7/16-20
1068X-5-04	6	1/4	-04	6.4	1/2-20

05 - UNF male - O-Ring



66 Parker Direct Link

Part number	Hose Inside Diameter				Thread UNF
	DN	inch	Size	mm	
1058X-4-04	6	1/4	-04	6.4	7/16-20

01 - NPTF male - 60° cone



66 Parker Direct Link

Part number	Hose Inside Diameter				Thread NPTF
	DN	inch	Size	mm	
1018X-4-04	6	1/4	-04	6.4	1/4-18
1018X-6-04	6	1/4	-04	6.4	3/8-18

HYDRAULICS

3B - BSPP male - 60° cone



66 Parker Direct Link

Part number	Hose Inside Diameter			Thread	
	DN	inch	Size		
13B8X-4-04	6	1/4	-04	6.4	1/4

U0 - Sealing head (60°) - BSPP swivel nut



66 Parker Direct Link

Part number	Hose Inside Diameter			Thread	
	DN	inch	Size		
1U08X-4-04	6	1/4	-04	6.4	1/4
1U08X-6-04	6	1/4	-04	6.4	3/8

07 - 60° sealing cone - NPSM swivel nut



66 Parker Direct Link

Part number	Hose Inside Diameter			Thread	
	DN	inch	Size		
1078X-4-04	6	1/4	-04	6.4	1/4-18

07 - 60° sealing cone - NPSM swivel nut with stainless steel nipple



66 Parker Direct Link

Part number	Hose Inside Diameter			Thread	
	DN	inch	Size		
1078X-4-04C2W	6	1/4	-04	6.4	1/4-18

D9 - BSPP Male



66 Parker Direct Link

Part number	Hose Inside Diameter			Thread	
	DN	inch	Size		
1D98X-4-04	6	1/4	-04	6.4	1/4

AY - Type "M" female swivel



66 Parker Direct Link

Part number	Hose Inside Diameter			Thread	
	DN	inch	Size		
1AY8X-6-04	6	1/4	-04	6.4	9/16-18

1

HYDRAULICS

- Description:**
- These safe high pressure fittings are used in all fields of hydraulics.
 - A wide range of different designs allows use in a variety of applications.
- Material:**
- Steel and stainless steel.
- Product range:**
- Series L 6 to 42 mm tube outside diameter.
 - Series S 6 to 38 mm tube outside diameter.
- Nominal pressure PN:**
- Series L up to 500 bar (7252 psi).
 - Series S up to 800 bar (11603 psi).
- Advantages:**
- Highest corrosion resistance to white rust increased to more than 500 hours on average.
 - Thanks to the higher pressure levels, less expensive «L» series fittings can now be used instead of the heavier «S» series.
 - Special treatment of the larger sized nuts by the EO-LUB procedure (25S/28L and larger), the tightening torques of EO fittings have been reduced by 25%.
 - Cr(VI)-free treated surface meets requirements of the automotive industry and the requirements issued by the European Parliament.
- Benefits:**
- Longer service life.
 - EO fittings can be used in applications of up to 800 bar (S series) and 500 bar (L series) which considerably exceeds the DIN/ISO requirements.
 - L series is of benefit in limited or tight space applications.
 - EO-LUB makes assembly easier and prevents underassembly, the most common reason for tube fittings failure.
 - Cr(VI)-free surfaces make the fittings environmentally clean and safe to use.
 - Worldwide availability.

G - Union



63 Parker PowerLok

Part number		Tube Outside Diameter
Steel	Stainless Steel	mm
G06LCFX	G06L71X	6
G08LCFX	G08L71X	8
G10LCFX	G10L71X	10
G12LCFX	G12L71X	12
G15LCFX	G15L71X	15
G18LCFX	G18L71X	18
G22LCFX	G22L71X	22
G28LCFX	G28L71X	28
G35LCFX	G35L71X	35
G42LCFX	G42L71X	42
G06SCFX	G06S71X	6
G08SCFX	G08S71X	8
G10SCFX	G10S71X	10
G12SCFX	G12S71X	12
G14SCFX	G14S71X	14
G16SCFX	G16S71X	16
G20SCFX	G20S71X	20
G25SCFX	G25S71X	25
G30SCFX	G30S71X	30
G38SCFX	G38S71X	38



T - Union tee

1



63 Parker Direct Link

Part number		Tube Outside Diameter
Steel	Stainless Steel	mm
T06LCFX	T06L71X	6
T08LCFX	T08L71X	8
T10LCFX	T10L71X	10
T12LCFX	T12L71X	12
T15LCFX	T15L71X	15
T18LCFX	T18L71X	18
T22LCFX	T22L71X	22
T28LCFX	T28L71X	28
T35LCFX	T35L71X	35
T42LCFX	T42L71X	42
T06SCFX	T06S71X	6
T08SCFX	T08S71X	8
T10SCFX	T10S71X	10
T12SCFX	T12S71X	12
T16SCFX	T16S71X	16
T20SCFX	T20S71X	20
T25SCFX	T25S71X	25
T30SCFX	T30S71X	30
T38SCFX	T38S71X	38

HYDRAULICS



1 W - Union elbow



63 Parker Direct Link

Part number		Tube Outside Diameter
Steel	Stainless Steel	mm
W06LCFX	W06L71X	6
W08LCFX	W08L71X	8
W10LCFX	W10L71X	10
W12LCFX	W12L71X	12
W15LCFX	W15L71X	15
W18LCFX	W18L71X	18
W22LCFX	W22L71X	22
W28LCFX	W28L71X	28
W35LCFX	W35L71X	35
W42LCFX	W42L71X	42
W06SCFX	W06S71X	6
W10SCFX	W10S71X	10
W12SCFX	W12S71X	12
W14SCFX	-	14
W16SCFX	W16S71X	16
W20SCFX	W20S71X	20
W25SCFX	W25S71X	25
W30SCFX	W30S71X	30
W38SCFX	W38S71X	38

K - Union cross



63 Parker Direct Link

Part number		Tube Outside Diameter
Steel		mm
K06LCFX		6
K08LCFX		8
K10LCFX		10
K12LCFX		12
K15LCFX		15
K18LCFX		18
K22LCFX		22
K28LCFX		28
K35LCFX		35
K42LCFX		42
K06SCFX		6
K10SCFX		10
K12SCFX		12
K14SCFX		14
K16SCFX		16
K20SCFX		20
K25SCFX		25

HYDRAULICS

GR - Straight reducer



63 Parker PowerLine

Part number	Outside Diameter	
	Tube 1	Tube 2
Steel	mm	mm
GR08/06LCFX	8	6
GR10/06LCFX	10	6
GR10/08LCFX	10	8
GR12/06LCFX	12	6
GR12/08LCFX	12	8
GR12/10LCFX	12	10
GR15/10LCFX	15	10
GR15/12LCFX	15	12
GR18/10LCFX	18	10
GR18/12LCFX	18	12
GR18/15LCFX	18	15
GR22/12LCFX	22	12
GR22/15LCFX	22	15
GR22/18LCFX	22	18
GR28/18LCFX	28	18
GR28/22LCFX	28	22
GR35/22LCFX	35	22
GR35/28LCFX	35	28
GR42/35LCFX	42	35
GR08/06SCFX	8	6
GR10/06SCFX	10	6
GR10/08SCFX	10	8
GR12/06SCFX	12	6
GR12/08SCFX	12	8
GR12/10SCFX	12	10
GR14/10SCFX	14	10
GR14/12SCFX	14	12
GR16/10SCFX	16	10
GR16/12SCFX	16	12
GR16/14SCFX	16	14
GR20/10SCFX	20	10
GR20/12SCFX	20	12
GR20/16SCFX	20	16
GR25/16SCFX	25	16
GR25/20SCFX	25	20
GR30/20SCFX	30	20
GR30/25SCFX	30	25
GR38/30SCFX	38	30

1 TR - Tee reducer



63 Parker PowerLink

Part number	Outside Diameter		
	Tube 1	Tube 2	Tube 3
Steel	mm	mm	mm
TR06/08/06LCFX	6	8	6
TR08/06/08LCFX	8	6	8
TR08/10/08LCFX	8	10	8
TR10/06/10LCFX	10	6	10
TR10/08/10LCFX	10	8	10
TR08/12/08LCFX	8	12	8
TR12/06/12LCFX	12	6	12
TR12/08/08LCFX	12	8	8
TR12/08/12LCFX	12	8	12
TR12/10/10LCFX	12	10	10
TR12/10/12LCFX	12	10	12
TR10/15/10LCFX	10	15	10
TR12/15/12LCFX	12	15	12
TR15/06/15LCFX	15	6	15
TR15/10/15LCFX	15	10	15
TR15/12/12LCFX	15	12	12
TR15/12/15LCFX	15	12	15
TR15/15/12LCFX	15	15	12
TR12/18/12LCFX	12	18	12
TR18/10/10LCFX	18	10	10
TR18/10/18LCFX	18	10	18
TR18/12/18LCFX	18	12	18
TR18/15/18LCFX	18	15	18
TR22/10/22LCFX	22	10	22
TR22/12/22LCFX	22	12	22
TR22/15/15LCFX	22	15	15
TR22/15/22LCFX	22	15	22
TR22/18/18LCFX	22	18	18
TR22/18/22LCFX	22	18	22
TR28/12/28LCFX	28	12	28
TR28/15/28LCFX	28	15	28
TR28/18/28LCFX	28	18	28
TR28/22/22LCFX	28	22	22
TR28/22/28LCFX	28	22	28
TR12/08/08SCFX	12	8	8
TR12/10/12SCFX	12	10	12
TR12/16/12SCFX	12	16	12
TR16/08/16SCFX	16	8	16
TR16/10/16SCFX	16	10	16
TR16/12/16SCFX	16	12	16
TR16/20/16SCFX	16	20	16
TR20/10/20SCFX	20	10	20
TR20/12/20SCFX	20	12	20
TR20/16/20SCFX	20	16	20
TR20/25/20SCFX	20	25	20
TR25/16/25SCFX	25	16	25
TR25/20/25SCFX	25	20	25
TR25/30/25SCFX	25	30	25

HYDRAULICS

SV - Bulkhead union



63 Parker Direct Link

Part number		Tube Outside Diameter
Steel	Stainless Steel	mm
SV06LOMDCF	SV06LOMD71	6
SV08LOMDCF	SV08LOMD71	8
SV10LOMDCF	SV10LOMD71	10
SV12LOMDCF	SV12LOMD71	12
SV15LOMDCF	SV15LOMD71	15
SV18LOMDCF	SV18LOMD71	18
SV22LOMDCF	SV22LOMD71	22
SV28LOMDCF	SV28LOMD71	28
SV35LOMDCF	SV35LOMD71	35
SV42LOMDCF	SV42LOMD71	42
SV06SOMDCF	-	6
SV08SOMDCF	-	8
SV10SOMDCF	SV10SOMD71	10
SV12SOMDCF	SV12SOMD71	12
SV14SOMDCF	-	14
SV16SOMDCF	SV16SOMD71	16
SV20SOMDCF	SV20SOMD71	20
SV25SOMDCF	SV25SOMD71	25
SV30SOMDCF	SV30SOMD71	30
SV38SOMDCF	-	38

WSV - Bulkhead elbow



63 Parker Direct Link

Part number		Tube Outside Diameter
Steel	Stainless Steel	mm
WSV06LOMDCF	WSV06LOMD71	6
WSV08LOMDCF	WSV08LOMD71	8
WSV10LOMDCF	WSV10LOMD71	10
WSV12LOMDCF	WSV12LOMD71	12
WSV15LOMDCF	WSV15LOMD71	15
WSV18LOMDCF	WSV18LOMD71	18
WSV22LOMDCF	-	22
WSV28LOMDCF	WSV28LOMD71	28
WSV35LOMDCF	-	35
WSV42LOMDCF	-	42
WSV06SOMDCF	-	6
WSV08SOMDCF	-	8
WSV10SOMDCF	-	10
WSV12SOMDCF	-	12
WSV16SOMDCF	-	16
WSV20SOMDCF	-	20
WSV25SOMDCF	-	25
WSV30SOMDCF	-	30
WSV38SOMDCF	-	38

1 EW - Swivel nut elbow



63 Parker DirectLink

Part number		Tube Outside Diameter
Steel	Stainless Steel	mm
EW06LOMDCF	EW06LOMD71	6
EW08LOMDCF	EW08LOMD71	8
EW10LOMDCF	EW10LOMD71	10
EW12LOMDCF	EW12LOMD71	12
EW15LOMDCF	EW15LOMD71	15
EW18LOMDCF	EW18LOMD71	18
EW22LOMDCF	EW22LOMD71	22
EW28LOMDCF	EW28LOMD71	28
EW35LOMDCF	EW35LOMD71	35
EW42LOMDCF	EW42LOMD71	42
EW06SOMDCF	EW06SOMD71	6
EW08SOMDCF	EW08SOMD71	8
EW10SOMDCF	EW10SOMD71	10
EW12SOMDCF	EW12SOMD71	12
EW14SOMDCF	-	14
EW16SOMDCF	EW16SOMD71	16
EW20SOMDCF	EW20SOMD71	20
EW25SOMDCF	EW25SOMD71	25
EW30SOMDCF	EW30SOMD71	30
EW38SOMDCF	EW38SOMD71	38

EV - Swivel nut 45° elbow



63 Parker DirectLink

Part number		Tube Outside Diameter
Steel	Stainless Steel	mm
EV06LOMDCF	-	6
EV08LOMDCF	EV08LOMD71	8
EV10LOMDCF	EV10LOMD71	10
EV12LOMDCF	EV12LOMD71	12
EV15LOMDCF	-	15
EV18LOMDCF	EV18LOMD71	18
EV22LOMDCF	EV22LOMD71	22
EV28LOMDCF	EV28LOMD71	28
EV35LOMDCF	-	35
EV42LOMDCF	-	42
EV06SOMDCF	-	6
EV08SOMDCF	-	8
EV10SOMDCF	-	10
EV12SOMDCF	-	12
EV16SOMDCF	-	16
EV20SOMDCF	EV20SOMD71	20
EV25SOMDCF	-	25
EV30SOMDCF	EV30SOMD71	30
EV38SOMDCF	-	38

HYDRAULICS

ET - Swivel nut branch tee



63 Parker Direct Link

Part number		Tube Outside Diameter
Steel	Stainless Steel	mm
ET06LOMDCF	-	6
ET08LOMDCF	ET08LOMD71	8
ET10LOMDCF	ET10LOMD71	10
ET12LOMDCF	ET12LOMD71	12
ET15LOMDCF	ET15LOMD71	15
ET18LOMDCF	ET18LOMD71	18
ET22LOMDCF	ET22LOMD71	22
ET28LOMDCF	ET28LOMD71	28
ET35LOMDCF	-	35
ET42LOMDCF	-	42
ET06SOMDCF	-	6
ET08SOMDCF	-	8
ET10SOMDCF	-	10
ET12SOMDCF	ET12SOMD71	12
ET14SOMDCF	-	14
ET16SOMDCF	ET16SOMD71	16
ET20SOMDCF	ET20SOMD71	20
ET25SOMDCF	ET25SOMD71	25
ET30SOMDCF	ET30SOMD71	30
ET38SOMDCF	ET38SOMD71	38

EL - Swivel nut run tee



63 Parker Direct Link

Part number		Tube Outside Diameter
Steel	Stainless Steel	mm
EL06LOMDCF	-	6
EL08LOMDCF	EL08LOMD71	8
EL10LOMDCF	EL10LOMD71	10
EL12LOMDCF	EL12LOMD71	12
EL15LOMDCF	EL15LOMD71	15
EL18LOMDCF	EL18LOMD71	18
EL22LOMDCF	EL22LOMD71	22
EL28LOMDCF	EL28LOMD71	28
EL35LOMDCF	EL35LOMD71	35
EL42LOMDCF	EL42LOMD71	42
EL06SOMDCF	EL06SOMD71	6
EL08SOMDCF	-	8
EL10SOMDCF	-	10
EL12SOMDCF	EL12SOMD71	12
EL14SOMDCF	-	14
EL16SOMDCF	EL16SOMD71	16
EL20SOMDCF	EL20SOMD71	20
EL25SOMDCF	EL25SOMD71	25
EL30SOMDCF	EL30SOMD71	30
EL38SOMDCF	EL38SOMD71	38

1 GZ - Swivel union



63 Parker DirectLink

Part number	Tube Outside Diameter
Steel	mm
GZ06LCF	6
GZ08LCF	8
GZ10LCF	10
GZ12LCF	12
GZ15LCF	15
GZ18LCF	18
GZ22LCF	22
GZ28LCF	28
GZ35LCF	35
GZ42LCF	42
GZ06SCF	6
GZ08SCF	8
GZ10SCF	10
GZ12SCF	12
GZ14SCF	14
GZ16SCF	16
GZ20SCF	20
GZ25SCF	25
GZ30SCF	30
GZ38SCF	38

HYDRAULICS

DA - Distance piece adapter



63 Parker DirectLink

Part number	Tube Outside Diameter
Steel	mm
DA06LOMDCF	6
DA08LOMDCF	8
DA10LOMDCF	10
DA12LOMDCF	12
DA15LOMDCF	15
DA18LOMDCF	18
DA22LOMDCF	22
DA28LOMDCF	28
DA35LOMDCF	35
DA42LOMDCF	42
DA06SOMDCF	6
DA08SOMDCF	8
DA10SOMDCF	10
DA12SOMDCF	12
DA16SOMDCF	16
DA20SOMDCF	20
DA25SOMDCF	25
DA30SOMDCF	30
DA38SOMDCF	38

GZR - Swivel reducer



63 Parker Direct Line

Part number	Outside Diameter	
	Tube 1	Tube 2
Steel	mm	mm
GZR06L/06SCF	6	6
GZR08/06LCF	8	6
GZR08L/08SCF	8	8
GZR10/06LCF	10	6
GZR10/08LCF	10	8
GZR10L/10SCF	10	10
GZR12/06LCF	12	6
GZR12/08LCF	12	8
GZR12/10LCF	12	10
GZR12L/12SCF	12	12
GZR15/08LCF	15	8
GZR15/10LCF	15	10
GZR15/12LCF	15	12
GZR18/10LCF	18	10
GZR18/12LCF	18	12
GZR18/15LCF	18	15
GZR18L/16SCF	18	16
GZR22/12LCF	22	12
GZR22/15LCF	22	15
GZR22/18LCF	22	18
GZR22L/20SCF	22	20
GZR28/15LCF	28	15
GZR28/18LCF	28	18
GZR28/22LCF	28	22
GZR28L/25SCF	28	25
GZR35/18LCF	35	18
GZR35/22LCF	35	22
GZR35/28LCF	35	28
GZR35L/30SCF	35	30
GZR42/22LCF	42	22
GZR42/28LCF	42	28
GZR42/35LCF	42	35
GZR42L/38SCF	42	38
GZR08/06SCF	8	6
GZR10/06SCF	10	6
GZR10/08SCF	10	8
GZR12/06SCF	12	6
GZR12/08SCF	12	8
GZR12/10SCF	12	10
GZR16/10SCF	16	10
GZR16/12SCF	16	12
GZR16S/15LCF	16	15
GZR20/12SCF	20	12
GZR20/16SCF	20	16
GZR20S/18LCF	20	18
GZR25/16SCF	25	16
GZR25/20SCF	25	20
GZR25S/22LCF	25	22
GZR30/16SCF	30	16
GZR30/20SCF	30	20
GZR30/25SCF	30	25
GZR30S/28LCF	30	28
GZR38/20SCF	38	20
GZR38/25SCF	38	25
GZR38/30SCF	38	30
GZR38S/35LCF	38	35

1 GE-R-ED - Male stud connector - BSPP



63 Parker PowerLok

HYDRAULICS

Part number		Tube Outside Diameter	Thread
Steel	Stainless Steel	mm	BSPP
GE06LREDOMDCF	GE06LREDOMD71	6	1/8A
GE06LR1/4EDOMDCF	GE06LR1/4EDOMD71	6	1/4A
GE06LR3/8EDOMDCF	-	6	3/8A
GE06LR1/2EDOMDCF	-	6	1/2A
GE08LREDOMDCF	GE08LREDOMD71	8	1/4A
GE08LR1/8EDOMDCF	GE08LR1/8EDOMD71	8	1/8A
GE08LR3/8EDOMDCF	-	8	3/8A
GE08LR1/2EDOMDCF	GE08LR1/2EDOMD71	8	1/2A
GE10LREDOMDCF	GE10LREDOMD71	10	1/4A
GE10LR1/8EDOMDCF	GE10LR1/8EDOMD71	10	1/8A
GE10LR3/8EDOMDCF	GE10LR3/8EDOMD71	10	3/8A
GE10LR1/2EDOMDCF	GE10LR1/2EDOMD71	10	1/2A
GE12LREDOMDCF	GE12LREDOMD71	12	3/8A
GE12LR1/4EDOMDCF	GE12LR1/4EDOMD71	12	1/4A
GE12LR1/2EDOMDCF	GE12LR1/2EDOMD71	12	1/2A
GE12LR3/4EDOMDCF	-	12	3/4A
GE15LREDOMDCF	GE15LREDOMD71	15	1/2A
GE15LR3/8EDOMDCF	GE15LR3/8EDOMD71	15	3/8A
GE15LR3/4EDOMDCF	-	15	3/4A
GE18LREDOMDCF	GE18LREDOMD71	18	1/2A
GE18LR3/8EDOMDCF	GE18LR3/8EDOMD71	18	3/8A
GE18LR3/4EDOMDCF	GE18LR3/4EDOMD71	18	3/4A
GE22LREDOMDCF	GE22LREDOMD71	22	3/4A
GE22LR1/2EDOMDCF	GE22LR1/2EDOMD71	22	1/2A
GE22LR1EDOMDCF	GE22LR1EDOMD71	22	1A
GE28LREDOMDCF	GE28LRED71	28	1A
GE28LR3/4EDOMDCF	GE28LR3/4EDOMD71	28	3/4A
GE28LR11/4EDOMDCF	GE28LR11/4EDOMD71	28	11/4A
GE35LREDOMDCF	GE35LREDOMD71	35	11/4A
GE35LR1EDOMDCF	-	35	1A
GE35LR11/2EDOMDCF	-	35	11/2A
GE42LREDOMDCF	GE42LREDOMD71	42	1 1/2A
GE42LR1EDOMDCF	-	42	1A
GE42LR11/4EDOMDCF	-	42	1 1/4A
GE06SREDOMDCF	-	6	1/4A



GE-R-ED - Male stud connector - BSPP (cont'd)

1



63
Parker
PowerLine

Part number		Tube Outside Diameter	Thread
Steel	Stainless Steel	mm	BSPP
GE06SR1/8EDOMDCF	-	6	1/8A
GE06SR3/8EDOMDCF	-	6	3/8A
GE06SR1/2EDOMDCF	-	6	1/2A
GE08SREDOMDCF	GE08SREDOMD71	8	1/4A
GE08SR3/8EDOMDCF	-	8	3/8A
GE08SR1/2EDOMDCF	-	8	1/2A
GE10SREDOMDCF	GE10SREDOMD71	10	3/8A
GE10SR1/4EDOMDCF	GE10SR1/4EDOMD71	10	1/4A
GE10SR1/2EDOMDCF	GE10SR1/2EDOMD71	10	1/2A
GE12SREDOMDCF	GE12SREDOMD71	12	3/8A
GE12SR1/4EDOMDCF	GE12SR1/4EDOMD71	12	1/4A
GE12SR1/2EDOMDCF	GE12SR1/2EDOMD71	12	1/2A
GE14SREDOMDCF	GE14SREDOMD71	14	1/2A
GE14SR3/8EDOMDCF	-	14	3/8A
GE14SR3/4EDOMDCF	-	14	3/4A
GE16SREDOMDCF	GE16SREDOMD71	16	1/2A
GE16SR3/8EDOMDCF	GE16SR3/8EDOMD71	16	3/8A
GE16SR3/4EDOMDCF	GE16SR3/4EDOMD71	16	3/4A
GE20SREDOMDCF	GE20SREDOMD71	20	3/4
GE20SR1/2EDOMDCF	GE20SR1/2EDOMD71	20	1/2A
GE20SR1EDOMDCF	GE20SR1EDOMD71	20	1A
GE20SR11/4EDOMDCF	-	20	1 1/4A
GE25SREDOMDCF	GE25SREDOMD71	25	1A
GE25SR1/2EDOMDCF	GE25SR1/2EDOMD71	25	1/2A
GE25SR3/4EDOMDCF	GE25SR3/4EDOMD71	25	3/4A
GE25SR11/4EDOMDCF	-	25	1 1/4A
GE25SR11/2EDOMDCF	-	25	1 1/2A
GE30SREDOMDCF	GE30SREDOMD71	30	1 1/4A
GE30SR1EDOMDCF	-	30	1A
GE30SR11/2EDOMDCF	-	30	1 1/2A
GE38SREDOMDCF	GE38SREDOMD71	38	1 1/2A
GE38SR11/4EDOMDCF	GE38SR11/4EDOMD71	38	1 1/4A

HYDRAULICS

1 EGE-R-ED - Swivel connector - BSPP



63 Parker
ParkerLok

Part number		Tube Outside Diameter	Thread
Steel	Stainless Steel	mm	BSPP
EGE06LREDCF	EGE06LRED71	6	1/8A
EGE08LREDCF	EGE08LRED71	8	1/4A
EGE10LREDCF	EGE10LRED71	10	1/4A
EGE10LR3/8EDCF	-	10	3/8A
EGE12LREDCF	EGE12LRED71	12	3/8A
EGE12LR1/4EDCF	EGE12LR1/4ED71	12	1/4A
EGE12LR1/2EDCF	EGE12LR1/2ED71	12	1/2A
EGE15LREDCF	EGE15LRED71	15	1/2A
EGE18LREDCF	EGE18LRED71	18	1/2A
EGE18LR3/4EDCF	-	18	3/4A
EGE22LREDCF	EGE22LRED71	22	3/4A
EGE28LREDCF	EGE28LRED71	28	1A
EGE35LREDCF	EGE35LRED71	35	1 1/4A
EGE42LREDCF	EGE42LRED71	42	1 1/2A
EGE06SREDCF	EGE06SRED71	6	1/4A
EGE08SREDCF	EGE08SRED71	8	1/4A
EGE10SREDCF	EGE10SRED71	10	3/8A
EGE12SREDCF	EGE12SRED71	12	3/8A
EGE12SR1/4EDCF	-	12	1/4A
EGE12SR1/2EDCF	EGE12SR1/2ED71	12	1/2A
EGE14SREDCF	-	14	1/2A
EGE16SREDCF	EGE16SRED71	16	1/2A
EGE20SREDCF	EGE20SRED71	20	3/4A
EGE25SREDCF	EGE25SRED71	25	1A
EGE30SREDCF	EGE30SRED71	30	1 1/4A
EGE38SREDCF	EGE38SRED71	38	1 1/2A

HYDRAULICS

EVGE-R-ED - Standpipe connector - BSPP

1



63
Power
One-Lok

Part number		Tube Outside Diameter	Thread
Steel	Stainless Steel	mm	BSPP
EVGE06LREDCF	-	6	1/8A
EVGE08LREDCF	EVGE08LRED71	8	1/4A
EVGE10LREDCF	EVGE10LRED71	10	1/4A
EVGE12LREDCF	EVGE12LRED71	12	3/8A
EVGE12LR1/4EDCF	-	12	1/4A
EVGE12LR1/2EDCF	-	12	1/2A
EVGE15LREDCF	EVGE15LRED71	15	1/2A
EVGE18LREDCF	EVGE18LRED71	18	1/2A
EVGE22LREDCF	-	22	3/4A
EVGE28LREDCF	EVGE28LRED71	28	1A
EVGE35LREDCF	-	35	1 1/4A
EVGE42LREDCF	EVGE42LRED71	42	1 1/2A
EVGE06SREDCF	-	6	1/4A
EVGE08SREDCF	-	8	1/4A
EVGE12SREDCF	-	12	3/8A
EVGE12SR1/2EDCF	-	12	1/2A
EVGE14SREDCF	-	14	1/2A
EVGE16SREDCF	-	16	1/2A
EVGE16SR3/4EDCF	-	16	3/4A
EVGE20SREDCF	-	20	3/4A
EVGE25SREDCF	-	25	1A
EVGE30SREDCF	-	30	1 1/4A
EVGE38SREDCF	-	38	1 1/2A

HYDRAULICS

1 WEE-R - Adjustable locknut elbow - BSPP - O-Ring

HYDRAULICS



63 Parker Direct Link

Part number	Tube Outside Diameter	Thread
Steel	mm	BSPP
WEE06LROMDCF	6	1/8A
WEE08LROMDCF	8	1/4A
WEE10LROMDCF	10	1/4A
WEE12LROMDCF	12	3/8A
WEE15LROMDCF	15	1/2A
WEE18LROMDCF	18	1/2A
WEE22LROMDCF	22	3/4A
WEE28LROMDCF	28	1A
WEE35LROMDCF	35	1 1/4A
WEE42LROMDCF	42	1 1/2A
WEE06SRMDCF	6	1/4A
WEE08SRMDCF	8	1/4A
WEE10SRMDCF	10	3/8A
WEE12SRMDCF	12	3/8A
WEE16SRMDCF	16	1/2A
WEE20SRMDCF	20	3/4A
WEE25SRMDCF	25	1A
WEE30SRMDCF	30	1 1/4A
WEE38SRMDCF	38	1 1/2A

SWVE-R - Banjo elbow - Male BSPP



63 Parker Power Link

Part number	Tube Outside Diameter	Thread
Steel	mm	BSPP
SWVE06LROMDCF	6	1/8A
SWVE08LROMDCF	8	1/4A
SWVE10LROMDCF	10	1/4A
SWVE12LROMDCF	12	3/8A
SWVE15LROMDCF	15	1/2A
SWVE18LROMDCF	18	1/2A
SWVE22LROMDCF	22	3/4A
SWVE08SRMDCF	8	1/4A
SWVE10SRMDCF	10	3/8A
SWVE12SRMDCF	12	3/8A
SWVE14SRMDCF	14	1/2A
SWVE16SRMDCF	16	1/2A
SWVE20SRMDCF	20	3/4A
SWVE25SRMDCF	25	1A
SWVE30SRMDCF	30	1 1/4A

DSVW-R - Low pressure banjo elbow - Male BSPP

1



63 Parker Direct Link

Part number	Tube Outside Diameter	Thread
Steel	mm	BSPP
DSVW06LR0MDCF	6	1/8A
DSVW08LR0MDCF	8	1/4A
DSVW10LR0MDCF	10	1/4A
DSVW12LR0MDCF	12	3/8A
DSVW15LR0MDCF	15	1/2A
DSVW18LR0MDCF	18	1/2A
DSVW22LR0MDCF	22	3/4A
DSVW28LR0MDCF	28	1A
DSVW12SR0MDCF	12	3/8A
DSVW16SR0MDCF	16	1/2A
DSVW20SR0MDCF	20	3/4A
DSVW25SR0MDCF	25	1A
DSVW30SR0MDCF	30	1 1/4A

HYDRAULICS

1 WH-R - High pressure banjo elbow - Male BSPP with metal sealing ring

HYDRAULICS



63 Parker
DirectLink

Part number	Tube Outside Diameter	Thread
Steel	mm	BSPP
WH06LROMDCF	6	1/8A
WH08LROMDCF	8	1/4A
WH10LROMDCF	10	1/4A
WH12LROMDCF	12	3/8A
WH15LROMDCF	15	1/2A
WH18LROMDCF	18	1/2A
WH22LROMDCF	22	3/4A
WH28LROMDCF	28	1A
WH35LROMDCF	35	1 1/4A
WH42LROMDCF	42	1 1/2A
WH06SRMDCF	6	1/4A
WH08SRMDCF	8	1/4A
WH10SRMDCF	10	3/8A
WH12SRMDCF	12	3/8A
WH16SRMDCF	16	1/2A
WH20SRMDCF	20	3/4A
WH25SRMDCF	25	1A

WH-R-KDS - High pressure banjo elbow - Male BSPP with soft seal ring



63 Parker
DirectLink

Part number	Tube Outside Diameter	Thread
Steel	mm	BSPP
WH06LRKDSOMDCF	6	1/8A
WH08LRKDSOMDCF	8	1/4A
WH10LRKDSOMDCF	10	1/4A
WH12LRKDSOMDCF	12	3/8A
WH15LRKDSOMDCF	15	1/2A
WH18LRKDSOMDCF	18	1/2A
WH22LRKDSOMDCF	22	3/4A
WH28LRKDSOMDCF	28	1A
WH06SRKDSOMDCF	6	1/4A
WH08SRKDSOMDCF	8	1/4A
WH10SRKDSOMDCF	10	3/8A
WH12SRKDSOMDCF	12	3/8A
WH14SRKDSOMDCF	14	1/2A
WH16SRKDSOMDCF	16	1/2A
WH20SRKDSOMDCF	20	3/4A
WH25SRKDSOMDCF	25	1A
WH30SRKDSOMDCF	30	1 1/4A
WH38SRKDSOMDCF	38	1 1/2A

TH-R - High pressure banjo tee - Male BSPP with metal seal ring



63 Parker Direct Link

Part number	Tube Outside Diameter	Thread
Steel	mm	BSP
TH06LROMDCF	6	1/8A
TH08LROMDCF	8	1/4A
TH10LROMDCF	10	1/4A
TH12LROMDCF	12	3/8A
TH18LROMDCF	18	1/2A
TH22LROMDCF	22	3/4A
TH35LROMDCF	35	1 1/4A
TH06SRMDCF	6	1/4A
TH08SRMDCF	8	1/4A
TH12SRMDCF	12	3/8A
TH16SRMDCF	16	1/2A

TH-R-KDS - High pressure banjo tee - Male BSPP with soft seal ring



63 Parker Direct Link

Part number	Tube Outside Diameter	Thread
Steel	mm	BSP
TH06LRKDSOMDCF	6	1/8A
TH08LRKDSOMDCF	8	1/4A
TH10LRKDSOMDCF	10	1/4A
TH12LRKDSOMDCF	12	3/8A
TH15LRKDSOMDCF	15	1/2A
TH18LRKDSOMDCF	18	1/2A
TH28LRKDSOMDCF	28	1A
TH06SRKDSOMDCF	6	1/4A
TH08SRKDSOMDCF	8	1/4A
TH10SRKDSOMDCF	10	3/8A
TH12SRKDSOMDCF	12	3/8A
TH16SRKDSOMDCF	16	1/2A
TH20SRKDSOMDCF	20	3/4A
TH25SRKDSOMDCF	25	1A
TH30SRKDSOMDCF	30	1 1/4A

1 GE-R-KEG - Male stud connector - Male BSPT short - BSP taper thread

HYDRAULICS



63 Parker Direct Link

Part number	Tube Outside Diameter	Thread
Steel	mm	BSPT
GE06LR1/8KEGCFX	6	1/8
GE06LR1/4KEGCFX	6	1/4
GE08LR1/4KEGCFX	8	1/4
GE10LR1/4KEGCFX	10	1/4
GE12LR1/4KEGCFX	12	1/4
GE12LR3/8KEGCFX	12	3/8
GE12LR1/2KEGCFX	12	1/2
GE15LR3/8KEGCFX	15	3/8
GE15LR1/2KEGCFX	15	1/2
GE18LR1/2KEGCFX	18	1/2
GE22LR3/4KEGCFX	22	3/4
GE28LR1KEGCFX	28	1
GE35LR11/4KEGCFX	35	1 1/4
GE42LR11/2KEGCFX	42	1 1/2

WE-R - Male stud elbow - BSPP metal sealing edge



63 Parker Direct Link

Part number	Tube Outside Diameter	Thread
Steel	mm	BSPP
WE06LRCFX	6	1/8
WE06LR1/4CFX	6	1/4
WE08LRCFX	8	1/4
WE08LR1/8CFX	8	1/8
WE08LR3/8CFX	8	3/8
WE10LRCFX	10	1/4
WE10LR3/8CFX	10	3/8
WE12LRCFX	12	3/8
WE12LR1/4CFX	12	1/4
WE12LR1/2CFX	12	1/2
WE15LRCFX	15	1/2
WE18LRCFX	18	1/2
WE22LRCFX	22	3/4
WE28LRCFX	28	1
WE35LRCFX	35	1 1/4
WE42LRCFX	42	1 1/2
WE06SRCFX	6	1/4
WE08SRCFX	8	1/4
WE10SRCFX	10	3/8
WE12SRCFX	12	3/8
WE12SR1/2CFX	12	1/2
WE14SRCFX	14	1/2
WE16SRCFX	16	1/2
WE20SRCFX	20	3/4
WE25SRCFX	25	1
WE30SRCFX	30	1 1/4
WE38SRCFX	38	1 1/2

GE-M-ED - Male stud connector - Metric - E0lastic seal



63
Power
One-Lok

Part number		Tube Outside Diameter	Thread
Steel	Stainless Steel	mm	Metric
GE06LMEDOMDCF	GE06LMEDOMD71	6	M10x1
GE08LMEDOMDCF	GE08LMEDOMD71	8	M12x1.5
GE10LMEDOMDCF	GE10LMEDOMD71	10	M14x1.5
GE10LM12X1.5EDOMDCF	-	10	M12x1.5
GE10LM16X1.5EDOMDCF	-	10	M16x1.5
GE10LM18X1.5EDOMDCF	-	10	M18x1.5
GE10LM22X1.5EDOMDCF	-	10	M22x1.5
GE12LMEDOMDCF	GE12LMEDOMD71	12	M16x1.5
GE12LM14X1.5EDOMDCF	-	12	M14x1.5
GE12LM18X1.5EDOMDCF	-	12	M18x1.5
GE12LM22X1.5EDOMDCF	-	12	M22x1.5
GE15LMEDOMDCF	-	15	M18x1.5
GE15LM16X1.5EDOMDCF	-	15	M16x1.5
GE15LM22X1.5EDOMDCF	GE15LM22X1.5EDOMD71	15	M22x1.5
GE18LMEDOMDCF	GE18LMEDOMD71	18	M22x1.5
GE18LM18X1.5EDOMDCF	GE18LM18X1.5EDOMD71	18	M18x1.5
GE22LMEDOMDCF	-	22	M26x1.5
GE22LM22X1.5EDOMDCF	-	22	M22x1.5
GE28LMEDOMDCF	-	28	M33x2
GE35LMEDOMDCF	-	35	M42x2
GE42LMEDOMDCF	-	42	M48x2
GE06SMEDOMDCF	-	6	M12x1.5
GE08SMEDOMDCF	GE08SMEDOMD71	8	M14x1.5
GE10SMEDOMDCF	-	10	M16x1.5
GE12SMEDOMDCF	GE12SMEDOMD71	12	M18x1.5
GE12SM22X1.5EDOMDCF	-	12	M22x1.5
GE14SMEDOMDCF	-	14	M20X1.5
GE16SMEDOMDCF	GE16SMEDOMD71	16	M22X1.5
GE16SM18X1.5EDOMDCF	-	16	M18X1.5
GE20SMEDOMDCF	-	20	M27x2
GE25SMEDOMDCF	GE25SMEDOMD71	25	M33x2
GE30SMEDOMDCF	-	30	M42x2
GE38SMEDOMDCF	GE38SMEDOMD71	38	M48x2

1 EGE-M-ED - Swivel connector - Metric - EOlastic seal



63 Parker Direct Link

Part number	Tube Outside Diameter	Thread
Steel	mm	Metric
EGE06LMEDCF	6	M10x1
EGE08LMEDCF	8	M12x1.5
EGE10LMEDCF	10	M14x1.5
EGE12LMEDCF	12	M16x1.5
EGE15LMEDCF	15	M18x1.5
EGE15LM22X1.5EDCF	15	M22x1.5
EGE18LMEDCF	18	M22x1.5
EGE22LMEDCF	22	M26x1.5
EGE28LMEDCF	28	M33x2
EGE35LMEDCF	35	M42x2
EGE42LMEDCF	42	M48x2
EGE06SMEDCF	6	M12x1.5
EGE08SMEDCF	8	M14x1.5
EGE10SMEDCF	10	M16x1.5
EGE12SMEDCF	12	M18x1.5
EGE14SMEDCF	14	M20x1.5
EGE16SMEDCF	16	M22x1.5
EGE20SMEDCF	20	M27x2
EGE25SMEDCF	25	M33x2
EGE30SMEDCF	30	M42x2
EGE38SMEDCF	38	M48x2

EVGE-M-ED - Standpipe connector - Metric - EOlastic seal



63 Parker Direct Link

Part number	Tube Outside Diameter	Thread
Steel	mm	Metric
EVGE06LMEDCF	6	M10x1
EVGE08LMEDCF	8	M12x1.5
EVGE10LMEDCF	10	M14x1.5
EVGE12LMEDCF	12	M16x1.5
EVGE15LMEDCF	15	M18x1.5
EVGE18LMEDCF	18	M22x1.5
EVGE22LMEDCF	22	M26x1.5
EVGE28LMEDCF	28	M33x2
EVGE08SMEDCF	8	M14x1.5
EVGE10SMEDCF	10	M16x1.5
EVGE12SMEDCF	12	M18x1.5
EVGE16SMEDCF	16	M22x1.5
EVGE20SMEDCF	20	M27x2
EVGE25SMEDCF	25	M33x2
EVGE30SMEDCF	30	M42x2

HYDRAULICS

SWVE-M - Banjo elbow - Metric



63 Parker PowerLine

Part number	Tube Outside Diameter	Thread
Steel	mm	Metric
SWVE06LMOMDCF	6	M10x1
SWVE08LMOMDCF	8	M12x1.5
SWVE10LMOMDCF	10	M14x1.5
SWVE12LMOMDCF	12	M16x1.5
SWVE15LMOMDCF	15	M18x1.5
SWVE18LMOMDCF	18	M22x1.5
SWVE22LMOMDCF	22	M26x1.5
SWVE06SMOMDCF	6	M12x1.5
SWVE08SMOMDCF	8	M14x1.5
SWVE10SMOMDCF	10	M16x1.5

DSVW-M - Low pressure banjo elbow - Metric



63 Parker PowerLine

Part number	Tube Outside Diameter	Thread
Steel	mm	Metric
DSVW12LMOMDCF	12	M16x1.5
DSVW15LMOMDCF	15	M18x1.5
DSVW18LMOMDCF	18	M22x1.5
DSVW22LMOMDCF	22	M26x1.5
DSVW28LMOMDCF	28	M33x2

1 WH-M - High pressure banjo elbow - Metric with metal sealing ring

HYDRAULICS



63 Parker PowerLink

Part number	Tube Outside Diameter	Thread
Steel	mm	Metric
WH06LMOMDCF	6	M10x1
WH08LMOMDCF	8	M12x1.5
WH10LMOMDCF	10	M14x1.5
WH12LMOMDCF	12	M16x1.5
WH15LMOMDCF	15	M18x1.5
WH18LMOMDCF	18	M22x1.5
WH22LMOMDCF	22	M26x1.5
WH35LMOMDCF	35	M42x2
WH06SMOMDCF	6	M12x1.5
WH10SMOMDCF	10	M16x1.5
WH12SMOMDCF	12	M18x1.5
WH16SMOMDCF	16	M22x1.5
WH20SMOMDCF	20	M27x2
WH30SMOMDCF	30	M42x2

WH-M-KDS - High pressure banjo elbow - Metric with soft sealing



63 Parker PowerLink

Part number	Tube Outside Diameter	Thread
Steel	mm	Metric
WH06LMKDSOMDCF	6	M10x1
WH08LMKDSOMDCF	8	M12x1.5
WH10LMKDSOMDCF	10	M14x1.5
WH12LMKDSOMDCF	12	M16x1.5
WH15LMKDSOMDCF	15	M18x1.5
WH18LMKDSOMDCF	18	M22x1.5
WH22LMKDSOMDCF	22	M26x1.5
WH28LMKDSOMDCF	28	M33x2
WH35LMKDSOMDCF	35	M42x2
WH06SMKDSOMDCF	6	M12x1.5
WH08SMKDSOMDCF	8	M14x1.5
WH10SMKDSOMDCF	10	M16x1.5
WH12SMKDSOMDCF	12	M18x1.5
WH16SMKDSOMDCF	16	M22x1.5
WH20SMKDSOMDCF	20	M27x2
WH25SMKDSOMDCF	25	M33x2
WH30SMKDSOMDCF	30	M42x2
WH38SMKDSOMDCF	38	M48x2

TH-M - High pressure banjo tee - Metric with metal sealing ring



63 Parker PowerLine

Part number	Tube Outside Diameter	Thread
Steel	mm	Metric
TH06LMOMDCF	6	M10x1
TH08LMOMDCF	8	M12x1.5
TH10LMOMDCF	10	M14x1.5
TH12LMOMDCF	12	M16x1.5
TH12SMOMDCF	12	M18x1.5
TH16SMOMDCF	16	M22x1.5
TH20SMOMDCF	20	M27x2

TH-M-KDS - High pressure banjo tee - Metric with soft seal ring



63 Parker PowerLine

Part number	Tube Outside Diameter	Thread
Steel	mm	Metric
TH06LMKDSOMDCF	6	M10x1
TH08LMKDSOMDCF	8	M12x1.5
TH10LMKDSOMDCF	10	M14x1.5
TH12LMKDSOMDCF	12	M16x1.5

1 GE-M-KEG - Male stud connector - Male short metric taper thread

HYDRAULICS



63 Parker Direct Link

Part number	Tube Outside Diameter	Thread
Steel	mm	Metric
GE04LLMCFX	4	M8x1
GE06LLMCFX	6	M10x1
GE08LLMCFX	8	M10x1

WE-M - Male stud elbow metric - Metal sealing edge



63 Parker Direct Link

Part number	Tube Outside Diameter	Thread
Steel	mm	Metric
WE06LMCFX	6	M10x1
WE08LMCFX	8	M12x1.5
WE10LMCFX	10	M14x1.5
WE18LMCFX	18	M22x1.5
WE16SMCFX	18	M22x1.5

GEO - Male stud connector - Metric - O-Ring



63 Parker PowerLine

Part number	Tube Outside Diameter	Thread
Steel	mm	Metric
GEO06LMOMDCF	6	M10x1
GEO08LMOMDCF	8	M12x1.5
GEO10LMOMDCF	10	M14x1.5
GEO12LMOMDCF	12	M16x1.5
GEO15LMOMDCF	15	M18x1.5
GEO18LMOMDCF	18	M22x1.5
GEO28LMOMDCF	28	M33x2
GEO35LMOMDCF	35	M42x2
GEO42LMOMDCF	42	M48x2
GEO06SMOMDCF	6	M12x1.5
GEO08SMOMDCF	8	M14x1.5
GEO12SMOMDCF	12	M18x1.5
GEO16SMOMDCF	16	M22x1.5
GEO20SMOMDCF	20	M27x2
GEO25SMOMDCF	25	M33x2
GEO38SMOMDCF	38	M48x2

EGEO - Swivel connector - O-Ring



63 Parker PowerLine

Part number	Tube Outside Diameter	Thread
Steel	mm	Metric
EGEO06LMCF	6	M10x1
EGEO08LMCF	8	M12x1.5
EGEO10LMCF	10	M14x1.5
EGEO12LMCF	12	M16x1.5
EGEO15LMCF	15	M18x1.5
EGEO18LMCF	18	M22x1.5
EGEO22LM27X2CF	22	M27x2
EGEO28LMCF	28	M33x2
EGEO08SMCF	8	M14x1.5
EGEO12SMCF	12	M18x1.5
EGEO16SMCF	16	M22x1.5
EGEO20SMCF	20	M27x2
EGEO25SMCF	25	M33x2
EGEO38SMCF	38	M48x2

1 GE-UNF/UN - Male stud connector - O-Ring

HYDRAULICS



63 Parker Direct Link

Part number	Tube Outside Diameter	Thread
Steel	mm	UN/UNF-2A
GE08L7/16UNFOMDCF	8	7/16-20
GE10L7/16UNFOMDCF	10	7/16-20
GE12L9/16UNFOMDCF	12	9/16-18
GE12L3/4UNFOMDCF	12	3/4-16
GE12L7/8UNFOMDCF	12	7/8-14
GE15L3/4UNFOMDCF	15	3/4-16
GE15L7/8UNFOMDCF	15	7/8-14
GE18L3/4UNFOMDCF	18	3/4-16
GE18L7/8UNFOMDCF	18	7/8-14
GE22L7/8UNFOMDCF	22	7/8-14
GE22L11/16UNOMDCF	22	11/16
GE22L15/16UNOMDCF	22	15/16-12
GE28L11/16UNOMDCF	28	11/16-12
GE28L15/16UNOMDCF	28	15/16-12
GE35L15/16UNOMDCF	35	15/16-12
GE35L15/8UNOMDCF	35	15/8-12
GE42L15/8UNOMDCF	42	15/8-12
GE08S7/16UNFOMDCF	8	7/16-20
GE10S9/16UNFOMDCF	10	9/16-18
GE12S9/16UNFOMDCF	12	9/16-18
GE12S3/4UNFOMDCF	12	3/4-16
GE16S3/4UNFOMDCF	16	3/4-16
GE16S7/8UNFOMDCF	16	7/8-14
GE20S3/4UNFOMDCF	20	3/4-16
GE20S7/8UNFOMDCF	20	7/8-14
GE20S11/16UNOMDCF	20	11/16-12
GE25S11/16UNOMDCF	25	11/16-12
GE25S15/16UNOMDCF	25	15/16-12
GE30S15/16UNOMDCF	30	15/16-12
GE30S15/8UNOMDCF	30	15/8-12
GE38S15/8UNOMDCF	38	15/8-12

GE-NPT - Male stud connector - NPT thread



63 Parker Direct Link

Part number	Tube Outside Diameter	Thread
Steel	mm	NPTF
GE06L1/8NPTCFX	6	1/8-27
GE06L1/4NPTCFX	6	1/4-18
GE06L1/2NPTCFX	6	1/2-14
GE08L1/8NPTCFX	8	1/8-27
GE08L1/4NPTCFX	8	1/4-18
GE08L3/8NPTCFX	8	3/8-18
GE08L1/2NPTCFX	8	1/2-14
GE10L1/8NPTCFX	10	1/8-27
GE10L1/4NPTCFX	10	1/4-18
GE10L3/8NPTCFX	10	3/8-18
GE10L1/2NPTCFX	10	1/2-14
GE12L1/8NPTCFX	12	1/8-27
GE12L1/4NPTCFX	12	1/4-18
GE12L3/8NPTCFX	12	3/8-18
GE12L1/2NPTCFX	12	1/2-14
GE15L1/2NPTCFX	15	1/2-14
GE15L3/4NPTCFX	15	3/4-14
GE18L1/2NPTCFX	18	1/2-14
GE22L1/2NPTCFX	22	1/2-14
GE22L3/4NPTCFX	22	3/4-14
GE22L1NPTCFX	22	1-1 1/2
GE28L3/4NPTCFX	28	3/4-14
GE28L1NPTCFX	28	1-1 1/2
GE35L11/4NPTCFX	35	1 1/4-1 1/2
GE42L11/4NPTCFX	42	1 1/4-1 1/2
GE42L11/2NPTCFX	42	1 1/2-1 1/2
GE06S1/4NPTCFX	6	1/4-18
GE06S1/2NPTCFX	6	1/2-14
GE08S3/8NPTCFX	8	3/4-18
GE10S3/8NPTCFX	10	3/8-18
GE10S1/2NPTCFX	10	1/2-14
GE12S3/4NPTCFX	12	1/4-18
GE12S3/8NPTCFX	12	3/8-18
GE12S1/2NPTCFX	12	1/2-14
GE14S1/2NPTCFX	14	1/2-14
GE16S1/2NPTCFX	16	1/2-14
GE16S3/4NPTCFX	16	3/4-14
GE20S1/2NPTCFX	20	1/2-14
GE20S3/4NPTCFX	20	3/4-14
GE25S3/4NPTCFX	25	3/4-14
GE25S1NPTCFX	25	1-1 1/2
GE30S1NPTCFX	30	1-1 1/2
GE30S11/4NPTCFX	30	1 1/4-1 1/2
GE38S11/2NPTCFX	38	1 1/2-1 1/2

1 EGE-NPT - Swivel connector



63 Parker Direct Link

Part number	Tube Outside Diameter	Thread
Steel	mm	NPTF
EGE06L1/8NPTCF	6	1/8-27
EGE08L1/4NPTCF	8	1/4-18
EGE10L1/4NPTCF	10	1/4-18
EGE12L3/8NPTCF	12	3/8-18
EGE15L1/2NPTCF	15	1/2-14
EGE22L3/4NPTCF	22	3/4-14
EGE28L1NPTCF	28	1-1 1/2
EGE35L11/4NPTCF	35	1 1/4-1 1/2
EGE08S1/4NPTCF	8	1/4-18
EGE10S3/8NPTCF	10	3/8-18
EGE12S3/8NPTCF	12	3/8-18
EGE14S1/2NPTCF	14	1/2-14
EGE16S1/2NPTCF	16	1/2-14
EGE20S3/4NPTCF	20	3/4-14
EGE25S1NPTCF	25	1-1 1/2
EGE30S11/4NPTCF	30	1 1/4-1 1/2
EGE38S11/2NPTCF	38	1 1/2-1 1/2

WE-NPT - Male stud elbow



63 Parker Direct Link

Part number	Tube Outside Diameter	Thread
Steel	mm	NPTF
WE06L1/8NPTCFX	6	1/8-27
WE06L1/4NPTCFX	6	1/4-18
WE08L1/8NPTCFX	8	1/8-27
WE08L1/4NPTCFX	8	1/4-18
WE10L1/4NPTCFX	10	1/4-18
WE10L3/8NPTCFX	10	3/8-18
WE12L3/8NPTCFX	12	3/8-18
WE12L1/2NPTCFX	12	1/2-14
WE15L1/2NPTCFX	15	1/2-14
WE18L1/2NPTCFX	18	1/2-14
WE22L3/4NPTCFX	22	3/4-14
WE28L1NPTCFX	28	1-1 1/2
WE35L11/4NPTCFX	35	1 1/4-1 1/2
WE42L11/2NPTCFX	42	1 1/2-1 1/2
WE06S1/4NPTCFX	6	1/4-18
WE08S1/4NPTCFX	8	1/4-18
WE10S3/8NPTCFX	10	3/8-18
WE12S1/2NPTCFX	12	1/2-14
WE16S1/2NPTCFX	16	1/2-14
WE20S3/4NPTCFX	20	3/4-14
WE25S1NPTCFX	25	1-1 1/2
WE30S11/4NPTCFX	30	1 1/4-1 1/2

GAI-R - Female connector - BSPP



63 Parker Direct Link

Part number	Tube Outside Diameter	Thread
Steel	mm	BSPP
GAI06LRCFX	6	1/8
GAI06LR1/4CFX	6	1/4
GAI08LRCFX	8	1/4
GAI08LR3/8CFX	8	3/8
GAI10LRCFX	10	1/4
GAI10LR3/8CFX	10	3/8
GAI12LRCFX	12	3/8
GAI12LR1/2CFX	12	1/2
GAI15LRCFX	15	1/2
GAI18LRCFX	18	1/2
GAI18LR3/8CFX	18	3/8
GAI22LRCFX	22	3/4
GAI28LRCFX	28	1
GAI35LRCFX	35	1 1/4
GAI42LRCFX	42	1 1/2
GAI08SRCFX	8	1/4
GAI10SRCFX	10	3/8
GAI12SRCFX	12	3/8
GAI12SR1/2CFX	12	1/2
GAI14SRCFX	14	1/2
GAI16SRCFX	16	1/2
GAI20SRCFX	20	3/4
GAI25SRCFX	25	1
GAI30SRCFX	30	1 1/4
GAI38SRCFX	38	1 1/2

GAI-M - Female connector - Metric



63 Parker Direct Link

Part number	Tube Outside Diameter	Thread
Steel	mm	Metric
GAI06LMCFX	6	M10x1
GAI08LMCFX	8	M12x1.5
GAI10LMCFX	10	M14x1.5
GAI12LMCFX	12	M16x1.5
GAI15LMCFX	15	M18x1.5
GAI18LMCFX	18	M22x1.5
GAI22LMCFX	22	M26x1.5
GAI28LMCFX	28	M33x2
GAI35LMCFX	35	M42x2
GAI42LMCFX	42	M48x2
GAI06SMCFX	6	M12x1.5
GAI08SMCFX	8	M14x1.5
GAI10SMCFX	10	M16x1.5
GAI12SMCFX	12	M18x1.5
GAI14SMCFX	14	M20x1.5
GAI16SMCFX	16	M22x1.5

1 GAI-NPT - Female connector - NPT



63 Parker DirectLink

Part number	Tube Outside Diameter	Thread
Steel	mm	NPTF
GAI06L1/8NPTCFX	6	1/8-27
GAI08L1/4NPTCFX	8	1/4-18

MAV - Pressure gauge connector female - BSPP



63 Parker DirectLink

Part number	Tube Outside Diameter	Thread
Steel	mm	BSPP
MAV06LROMDCF	6	1/4
MAV08LROMDCF	8	1/4
MAV10LROMDCF	10	1/4
MAV12LROMDCF	12	1/4
MAV06SRMDCF	6	1/2
MAV08SRMDCF	8	1/2
MAV10SRMDCF	10	1/2
MAV12SRMDCF	12	1/2

MAVE - Pressure gauge swivel connector female - BSPP



63 Parker DirectLink

Part number		Tube Outside Diameter	Thread
Steel	Stainless Steel	mm	BSPP
MAVE06LRFC	-	6	1/4
MAVE08LRFC	MAVE08LR71	8	1/4
MAVE10LRFC	MAVE10LR71	10	1/4
MAVE12LRFC	MAVE12LR71	12	1/4
MAVE06SRFC	-	6	1/2
MAVE06SR1/4CF	-	6	1/4
MAVE08SRFC	MAVE08SR71	8	1/2
MAVE08SR1/4CF	-	8	1/4
MAVE10SRFC	MAVE10SR71	10	1/2
MAVE10SR1/4CF	-	10	1/4
MAVE12SRFC	MAVE12SR71	12	1/2
MAVE12SR1/4CF	MAVE12SR1/471	12	1/4

RED - Tube end reducer EO 24°



63 Parker
DuroLine

Part number	Outside Diameter	
	Tube 1	Tube 2
Steel	mm	mm
RED06L/04LLOMDCF	6	4
RED08/06LOMDCF	8	6
RED10/06LOMDCF	10	6
RED10/08LOMDCF	10	8
RED12/06LOMDCF	12	6
RED12/08LOMDCF	12	8
RED12/10LOMDCF	12	10
RED15/06LOMDCF	15	6
RED15/08LOMDCF	15	8
RED15/10LOMDCF	15	10
RED15/12LOMDCF	15	12
RED18/06LOMDCF	18	6
RED18/08LOMDCF	18	8
RED18/10LOMDCF	18	10
RED18/12LOMDCF	18	12
RED18/15LOMDCF	18	15
RED18L/16SOMDCF	18	16
RED22/06LOMDCF	22	6
RED22/08LOMDCF	22	8
RED22/10LOMDCF	22	10
RED22/12LOMDCF	22	12
RED22/15LOMDCF	22	15
RED22L/16SOMDCF	22	16
RED22/18LOMDCF	22	18
RED22L/20SOMDCF	22	20
RED28/06LOMDCF	28	6
RED28/08LOMDCF	28	8
RED28/10LOMDCF	28	10
RED28/12LOMDCF	28	12
RED28/15LOMDCF	28	15
RED28L/16SOMDCF	28	16
RED28/18LOMDCF	28	18
RED28/22LOMDCF	28	22
RED28L/25SOMDCF	28	25
RED35/06LOMDCF	35	6
RED35/08LOMDCF	35	8
RED35/10LOMDCF	35	10
RED35/12LOMDCF	35	12
RED35/15LOMDCF	35	15
RED35/18LOMDCF	35	18
RED35/22LOMDCF	35	22
RED35L/25SOMDCF	35	25
RED35/28LOMDCF	35	28
RED35L/30SOMDCF	35	30
RED42/10LOMDCF	42	10
RED42/12LOMDCF	42	12
RED42/15LOMDCF	42	15
RED42/18LOMDCF	42	18
RED42/22LOMDCF	42	22
RED42/28LOMDCF	42	28
RED42L/30SOMDCF	42	30
RED42/35LOMDCF	42	35
RED42L/38SOMDCF	42	38

1 RED - Tube end reducer EO 24° (cont'd)

HYDRAULICS



63 Parker PowerLok

Part number	Outside Diameter	
	Tube 1	Tube 2
Steel	mm	mm
RED08/06SOMDCF	8	6
RED10/06SOMDCF	10	6
RED10/08SOMDCF	10	8
RED12/06SOMDCF	12	6
RED12/08SOMDCF	12	8
RED12/10SOMDCF	12	10
RED14/06SOMDCF	14	6
RED14/08SOMDCF	14	8
RED14/10SOMDCF	14	10
RED14/12SOMDCF	14	12
RED16/06SOMDCF	16	6
RED16/08SOMDCF	16	8
RED16/10SOMDCF	16	10
RED16/12SOMDCF	16	12
RED16/14SOMDCF	16	14
RED16S/15LOMDCF	16	15
RED20/06SOMDCF	20	6
RED20/08SOMDCF	20	8
RED20/10SOMDCF	20	10
RED20/12SOMDCF	20	12
RED20/14SOMDCF	20	14
RED20S/15LOMDCF	20	15
RED20/16SOMDCF	20	16
RED20S/18LOMDCF	20	18
RED25/06SOMDCF	25	6
RED25/08SOMDCF	25	8
RED25/10SOMDCF	25	10
RED25/12SOMDCF	25	12
RED25/14SOMDCF	25	14
RED25/16SOMDCF	25	16
RED25S/18LOMDCF	25	18
RED25/20SOMDCF	25	20
RED25S/22LOMDCF	25	22
RED30/06SOMDCF	30	6
RED30/08SOMDCF	30	8
RED30/10SOMDCF	30	10
RED30/12SOMDCF	30	12
RED30/16SOMDCF	30	16
RED30/20SOMDCF	30	20
RED30S/22LOMDCF	30	22
RED30/25SOMDCF	30	25
RED30S/28LOMDCF	30	28
RED38/06SOMDCF	38	6
RED38/08SOMDCF	38	8
RED38/10SOMDCF	38	10
RED38/12SOMDCF	38	12
RED38/16SOMDCF	38	16
RED38/20SOMDCF	38	20
RED38/25SOMDCF	38	25
RED38S/28LOMDCF	38	28
RED38/30SOMDCF	38	30
RED38S/35LOMDCF	38	35

RI-ED - Thread reducer/expander - BSPP - E0lastic seal



63 Parker Direct Link

Part number Steel	Thread BSPP	
	Female	Male
RI1/8EDX1/4CF	1/4	1/8A
RI1/8EDX3/8CF	3/8	1/8A
RI1/4EDX1/8CF	1/8	1/4A
RI1/4EDX3/8CF	3/8	1/4A
RI1/4EDX1/2CF	1/2	1/4A
RI1/4EDX3/4CF	3/4	1/4A
RI3/8EDX1/8CF	1/8	3/8A
RI3/8EDX1/4CF	1/4	3/8A
RI3/8EDX1/2CF	1/2	3/8A
RI3/8EDX3/4CF	3/4	3/8A
RI1/2EDX1/8CF	1/8	1/2A
RI1/2EDX1/4CF	1/4	1/2A
RI1/2EDX3/8CF	3/8	1/2A
RI1/2EDX3/4CF	3/4	1/2A
RI1/2EDX1CF	1	1/2A
RI1/2EDX11/4CF	1 1/4	1/2A
RI3/4EDX1/4CF	1/4	3/4A
RI3/4EDX3/8CF	3/8	3/4A
RI3/4EDX1/2CF	1/2	3/4A
RI3/4EDX1CF	1	3/4A
RI3/4EDX11/4CF	1 1/4	3/4A
RI3/4EDX11/2CF	1 1/2	3/4A
RI1EDX1/4CF	1/4	1A
RI1EDX3/8CF	3/8	1A
RI1EDX1/2CF	1/2	1A
RI1EDX3/4CF	3/4	1A
RI1EDX11/4CF	1 1/4	1A
RI1EDX11/2CF	1 1/2	1A
RI11/4EDX1/2CF	1/2	1 1/4A
RI11/4EDX3/4CF	3/4	1 1/4A
RI11/4EDX1CF	1	1 1/4A
RI11/4EDX11/2CF	1 1/2	1 1/4A
RI11/2EDX1/2CF	1/2	1 1/2A
RI11/2EDX3/4CF	3/4	1 1/2A
RI11/2EDX1CF	1	1 1/2A
RI11/2EDX11/4CF	1 1/4	1 1/2A
RI2EDX11/2CF	1 1/2	2A

1 VKA - Blanking plug for cones EO 24°

HYDRAULICS



63 Parker Direct Link

Part number		Tube Outside Diameter
Steel	Stainless Steel	mm
VKA06CF	VKA0671	6
VKA08CF	VKA0871	8
VKA10CF	VKA1071	10
VKA12CF	VKA1271	12
VKA15CF	VKA1571	15
VKA18CF	-	18
VKA22CF	-	22
VKA28CF	VKA2871	28
VKA35CF	-	35
VKA42CF	-	42
VKA06CF	VKA0671	6
VKA08CF	VKA0871	8
VKA10CF	VKA1071	10
VKA12CF	VKA1271	12
VKA14CF	-	14
VKA16CF	VKA1671	16
VKA20CF	-	20
VKA25CF	-	25
VKA30CF	-	30
VKA38CF	-	38

VSTI-M-ED - Blanking plug for ports - Metric - EOlastic seal



63 Parker Direct Link

Part number		Thread
Steel	Stainless Steel	Metric
VSTI10X1EDCF	VSTI10X1ED71	M10X1
VSTI12X1.5EDCF	VSTI12X1.5ED71	M12X1.5
VSTI14X1.5EDCF	-	M14X1.5
VSTI16X1.5EDCF	-	M16X1.5
VSTI18X1.5EDCF	-	M18X1.5
VSTI20X1.5EDCF	VSTI20X1.5ED71	M20X1.5
VSTI22X1.5EDCF	-	M22X1.5
VSTI26X1.5EDCF	-	M26X1.5
VSTI27X2EDCF	-	M27X2
VSTI33X2EDCF	-	M33X2
VSTI42X2EDCF	-	M42X2
VSTI48X2EDCF	-	M48X2

VSTI-R-ED - Blanking plug for ports - BSPP - E0lastic seal

1



63 Parker Direct Link

Part number Steel	Stainless Steel	Thread BSPP
VSTI1/8EDCF	VSTI1/8ED71	1/8A
VSTI1/4EDCF	VSTI1/4ED71	1/4A
VSTI3/8EDCF	VSTI3/8ED71	3/8A
VSTI1/2EDCF	VSTI1/2ED71	1/2A
VSTI3/4EDCF	VSTI3/4ED71	3/4A
VSTI1EDCF	VSTI1ED71	1A
VSTI11/4EDCF	VSTI11/4ED71	1 1/4A
VSTI11/2EDCF	VSTI11/2ED71	1 1/2A

HYDRAULICS

VSTI M-OR - Blanking plug for ports - Metric - O-Ring



63 Parker Direct Link

Part number Steel	Thread Metric
VSTI8X1ORCF	M8X1
VSTI10X1ORCF	M10X1
VSTI12X1.5ORCF	M12X1.5
VSTI14X1.5ORCF	M14X1.5
VSTI16X1.5ORCF	M16X1.5
VSTI18X1.5ORCF	M18X1.5
VSTI22X1.5ORCF	M22X1.5
VSTI26X1.5ORCF	M26X1.5
VSTI27X2ORCF	M27X2
VSTI33X2ORCF	M33X2
VSTI42X2ORCF	M42X2
VSTI48X2ORCF	M48X2


1 ROV - Blanking plug for tube ends



63 Parker Direct Link

Part number Steel	Tube Outside Diameter mm
ROV06LCF	6
ROV08LCF	8
ROV10LCF	10
ROV12LCF	12
ROV15LCF	15
ROV18LCF	18
ROV22LCF	22
ROV28LCF	28
ROV35LCF	35
ROV42LCF	42
ROV06SCF	6
ROV08SCF	8
ROV10SCF	10
ROV12SCF	12
ROV14SCF	14
ROV16SCF	16
ROV20SCF	20
ROV25SCF	25
ROV30SCF	30
ROV38SCF	38

GM - Locknut for bulk heads



63 Parker Power Link

Part number Steel	Tube Outside Diameter mm	Thread Metric
GM06LCFX	6	M12x1.5
GM08LCFX	8	M14x1.5
GM10LCFX	10	M16x1.5
GM12LCFX	12	M18x1.5
GM15LCFX	15	M22x1.5
GM18LCFX	18	M26x1.5
GM22LCFX	22	M30x2
GM28LCFX	28	M36x2
GM35LCFX	35	M45x2
GM42LCFX	42	M52x2
GM08LCFX	8	M14x1.5
GM10LCFX	10	M16x1.5
GM12LCFX	12	M18x1.5
GM12SCFX	12	M20x1.5
GM15LCFX	15	M22x1.5
GM16SCFX	16	M24x1.5
GM22LCFX	22	M30x2
GM28LCFX	28	M36x2
GM30SCFX	30	M42x2
GM42LCFX	42	M52x2



VH - Support sleeve



63 Parker Direct Link

Part number		Tube Inside Diameter
Steel	Stainless Steel	mm
VH04CFX	VH0471X	4
VH05CFX	VH0571X	5
VH06CFX	VH0671X	6
VH07CFX	VH0771X	7
VH08CFX	VH0871X	8
VH09CFX	VH0971X	9
VH10CFX	VH1071X	10
VH15CFX	VH1571X	15
VH18CFX	VH1871X	18
VH19CFX	VH1971X	19
VH24CFX	VH2471X	24
VH25CFX	VH2571X	25
VH31CFX	-	31
VH33CFX	-	33
VH38CFX	VH3871X	38

E - Tube/hose insert for plastic tubing



63 Parker Direct Link

Part number	Tube Inside Diameter	Tube Outside Diameter
	mm	mm
E04/02X	2	4
E04/2.5X	2.5	4
E0506/03X	3	6
E0506/04X	4	6
E08/04X	4	8
E06/05X	5	6
E08/05X	5	8
E10/08X	8	10
E12/08X	8	12
E12/09X	9	12
E1215/10X	10	12
E15/12X	12	15
E18/14X	14	18
E22/18X	18	22



1 DOZ - EO-2 - Soft sealing ring



63 Parker Direct Link

Part number		Tube Outside Diameter
Steel	Stainless Steel	mm
DOZ06L	DOZ06L71	6
DOZ08L	DOZ08L71	8
DOZ10L	DOZ10L71	10
DOZ12L	DOZ12L71	12
DOZ15L	DOZ15L71	15
DOZ18L	DOZ18L71	18
DOZ22L	DOZ22L71	22
DOZ28L	DOZ28L71	28
DOZ35L	DOZ35L71	35
DOZ42L	DOZ42L71	42
DOZ06S	DOZ06S71	6
DOZ08S	DOZ08S71	8
DOZ10S	DOZ10S71	10
DOZ12S	DOZ12S71	12
DOZ14S	DOZ14S71	14
DOZ16S	DOZ16S71	16
DOZ20S	DOZ20S71	20
DOZ25S	DOZ25S71	25
DOZ30S	DOZ30S71	30
DOZ38S	DOZ38S71	38

KDS - Soft sealing ring for banjo fittings WH/TH in steel



63 Parker Direct Link

Part number	Thread	
	Metric	BSPP
KDS10X	M10X1	1/8A
KDS12X	M12X1.5	
KDS14X	M14X1.5	1/4A
KDS16X	M16X1.5	3/8A
KDS18X	M18X1.5	
KDS22X	M22X1.5	1/2A
KDS27X	M27X2	3/4A
KDS33X	M33X2	1A
KDS42X	M42X2	1 1/4A
KDS48X	M48X2	1 1/2A

ED - EOlastic soft seal for BSPP and metric thread



63 Parker Direct Link

Part number	Thread	
	Metric	BSPP
ED8X1X	M8X1	
ED10X1X	M10X1	1/8A
ED12X1.5X	M12X1.5	
ED14X1.5X	M14X1.5	1/4A
ED16X1.5X	M16X1.5	
ED3/8X	-	3/8A
ED18X1.5X	M18X1.5	
ED20X1.5X	M20X1.5	
ED1/2X	-	1/2A
ED22X1.5X	M22X1.5	
ED26X1.5X	M26X1.5	3/4A
ED33X2X	M33X2	1A
ED42X2X	M42X2	1 1/4A
ED48X2X	M48X2	1 1/2A

OR - O-Ring FKM for fittings with EO 24° DKO swivel



63 Parker Direct Link

Part number	Tube Outside Diameter
	mm
OR4.5X1.5VITX	6
OR6.5X1.5VITX	8
OR20X2VITX	22
OR26X2VITX	28
OR32X2.5VITX	35
OR8.5X1.5VITX	10
OR12X2VITX	14

DKAZ - Sealing ring for low pressure banjos - Metric



63 Parker Direct Link

Part number	Thread
	Metric
DKAZ10CFX	M10X1
DKAZ12CFX	M12X1.5
DKAZ14CFX	M14X1.5
DKAZ16CFX	M16X1.5
DKAZ18CFX	M18X1.5
DKAZ20CFX	M20X1.5
DKAZ22CFX	M22X1.5
DKAZ26CFX	M26X1.5
DKAZ27CFX	M27X2
DKAZ33CFX	M33X2
DKAZ11/4CFX	M42X2
DKAZ11/2CFX	M48X2

1 DKAZ - Sealing ring for low pressure banjos - BSPP

H
Y
D
R
A
U
L
I
C
S



63 Parker DirectLink

Part number	Thread BSPP
DKAZ1/8CFX	1/8A
DKAZ1/4CFX	1/4A
DKAZ3/8CFX	3/8A
DKAZ1/2CFX	1/2A
DKAZ3/4CFX	3/4A
DKAZ1CFX	1A
DKAZ11/4CFX	1 1/4A
DKAZ11/2CFX	1 1/2A

DKI - Sealing ring for pressure gauge connectors



63 Parker DirectLink

Part number	Thread BSPP
DKI1/4CFX	1/4A
DKI1/2CFX	1/2A

DPR - Progressive Ring for Stainless Steel Fittings



63 Parker Direct Link

Part number	Tube Outside Diameter mm
DPR06L71X	6
DPR08L71X	8
DPR10L71X	10
DPR12L71X	12
DPR15L71X	15
DPR18L71X	18
DPR22L71X	22
DPR28L71X	28
DPR35L71X	35
DPR42L71X	42
DPR06L71X	6
DPR08L71X	8
DPR10L71X	10
DPR12L71X	12
DPR14S71X	14
DPR16S71X	16
DPR20S71X	20
DPR25S71X	25
DPR30S71X	30
DPR38S71X	38

M Nut - EO 24° Cone end



63 Parker Direct Link

Part number		Tube Outside Diameter mm
Steel	Stainless Steel	
M06LCFX	M06LEODURX	6
M08LCFX	M08LEODURX	8
M10LCFX	M10LEODURX	10
M12LCFX	M12LEODURX	12
M15LCFX	M15LEODURX	15
M18LCFX	M18LEODURX	18
M22LCFX	M22LEODURX	22
M28LCFX	M28LEODURX	28
M35LCFX	M35LEODURX	35
M42LCFX	M42LEODURX	42
M06SCFX	M06SEODURX	6
M08SCFX	M08SEODURX	8
M10SCFX	M10SEODURX	10
M12SCFX	M12SEODURX	12
M14SCFX	M14SEODURX	14
M16SCFX	M16SEODURX	16
M20SCFX	M20SEODURX	20
M25SCFX	M25SEODURX	25
M30SCFX	M30SEODURX	30
M38SCFX	M38SEODURX	38

1 PSR - Progressive Stop Ring for EO 24° cone



63 Parker Direct Link

Part number	Tube Outside Diameter mm
PSR06LX	6
PSR08LX	8
PSR10LX	10
PSR12LX	12
PSR15LX	15
PSR18LX	18
PSR22LX	22
PSR28LX	28
PSR35LX	35
PSR42LX	42
PSR14SX	14
PSR16SX	16
PSR20SX	20
PSR25SX	25
PSR30SX	30
PSR38SX	38

FM - E02 - Functional nut



63 Parker Direct Link

Part number		Tube Outside Diameter	Thread
Steel	Stainless Steel	mm	Metric
FM06LCF	FM06L71	6	M12x1.5
FM08LCF	FM08L71	8	M14x1.5
FM10LCF	FM10L71	10	M16x1.5
FM12LCF	FM12L71	12	M18x1.5
FM15LCF	FM15L71	15	M22x1.5
FM18LCF	FM18L71	18	M26x1.5
FM22LCF	FM22L71	22	M30x2
FM28LCF	FM28L71	28	M36x2
FM35LCF	FM35L71	35	M45x2
FM42LCF	FM42L71	42	M52x2
FM06SCF	FM06S71	6	M14x1.5
FM08SCF	FM08S71	8	M16x1.5
FM10SCF	FM10S71	10	M18x1.5
FM12SCF	FM12S71	12	M20x1.5
FM14SCF	FM14S71	14	M22x1.5
FM16SCF	FM16S71	16	M24x1.5
FM20SCF	FM20S71	20	M30x2
FM25SCF	FM25S71	25	M36x2
FM30SCF	FM30S71	30	M42x2
FM38SCF	FM38S71	38	M52x2

- Description:**
- The orbital tube forming process flares hydraulic tube in a progressive action, resulting in a superior surface finish on the inner sealing area.
 - Parflange® tube preparation and Triple-Lok® fittings combine to give long-term, reliable sealing performance.
- Material:**
- Steel and Stainless Steel.
- Product range:**
- Tube outside diameter 6 to 38 mm.
 - Tube outside diameter 1/8" to 2".
- Nominal pressure PN:**
- Size 4: 500 bar.
 - Size 5, 6, 8: 420 bar.
 - Size 10, 12, 14, 16: 350 bar.
 - Size 20: 280 bar.
 - Size 24: 210 bar.
 - Size 32: 140 bar.

- Advantages:**
- Pressure rated up to 500 bar nominal pressure with 4x design factor.
 - Wide temperature and media compatibility.
 - Fitting sleeves make the system suitable for inch and metric tubing by merely changing the sleeve.
 - Forged shapes with no brazed joints to leak.
 - Conforms to SAE and ISO standards. 37° fittings are the most widely used fitting type in the world.
 - Standard materials offered are steel, stainless steel and brass.
- Benefits:**
- No risk of tear out of the tube, thus giving the system a reputation for safety.
 - Metal-to-metal seal allows a range of uses in many applications.
 - The optimum wall thickness tubing can be used, reducing overall system cost.
 - Forgings provide higher dependability and longer life compared with multiple component brazed constructions.
 - Shaped fittings maintain a full flow area and have good re-usability.
 - Worldwide availability and interchangeability.

HMTX - Union



63 Parker PowerLine

Part number		Outside Diameter			
Steel	Stainless Steel	Tube 1 inch	Tube 2 inch	Tube 1 mm	Tube 2 mm
4HMTXS	4HMTXSS	1/4	1/4	6	6
5HMTXS	-	5/16	5/16	8	8
6HMTXS	6HMTXSS	3/8	3/8	10	10
8HMTXS	8HMTXSS	1/2	1/2	12	12
10HMTXS	10HMTXSS	5/8	5/8	14, 15, 16	14, 15, 16
10-8HMTXS	-	5/8	1/2	14, 15, 16	12
12HMTXS	12HMTXSS	3/4	3/4	18, 20	18, 20
16HMTXS	16HMTXSS	1	1	25	25
20HMTXS	20HMTXSS	1 1/4	1 1/4	28, 30, 32	28, 30, 32



1 EMTX - Union elbow



63 Parker Triple-Lok

Part number	Outside Diameter	
	Tube 1	Tube 2
Steel	inch	inch
4EMTXS	1/4	6
5EMTXS	5/16	8
6EMTXS	3/8	10
8EMTXS	1/2	12
10EMTXS	5/8	14, 15, 16
12EMTXS	3/4	18, 20
16EMTXS	1	22, 25
20EMTXS	1 1/4	28, 30, 32

HYDRAULICS

JMTX - Union tee



63 Parker Triple-Lok

Part number	Steel	Stainless Steel	Tube Outside Diameter		Thread
			inch	mm	
2 JTX-S	-	-	1/8	-	5/16-24
4JMTXS	4JMTXSS	-	1/4	6	7/16-20
5JMTXS	-	-	5/16	8	1/2-20
6JMTXS	6JMTXSS	-	3/8	10	9/16-18
8JMTXS	8JMTXSS	-	1/2	12	3/4-16
10JMTXS	10JMTXSS	-	5/8	14, 15, 16	7/8-14
12JMTXS	12JMTXSS	-	3/4	18, 20	1 1/16-12
14 JTX-S	-	-	7/8	22	1.3/16-12
16JMTXS	16JMTXSS	-	1	25	1 5/16-12
20JMTXS	20JMTXSS	-	1 1/4	28, 30, 32	1 5/8-12
24 JTX-S	-	-	1 1/2	35, 38	1 7/8-12

KTX - Union cross



63 Parker
Direct Link

Part number	Steel	Stainless Steel	Tube Outside Diameter	
			inch	mm
4 KTX-S		4 KTX-SS	1/4	6
5 KTX-S		-	5/16	8
6 KTX-S		6 KTX-SS	3/8	10
8 KTX-S		8 KTX-SS	1/2	12
10 KTX-S		-	5/8	14, 15, 16
12 KTX-S		12 KTX-SS	3/4	18, 20
16 KTX-S		-	1	25

WMTX - Bulkhead union



63 Parker
Direct Link

Part number	Steel	Stainless Steel	Tube Outside Diameter	
			inch	mm
4WMTXWLNMS		4WMTXWLNMS	1/4	6
5WMTXWLNMS		5WMTXWLNMS	5/16	8
6WMTXWLNMS		6WMTXWLNMS	3/8	10
8WMTXWLNMS		8WMTXWLNMS	1/2	12
10WMTXWLNMS		10WMTXWLNMS	5/8	14, 15, 16
12WMTXWLNMS		12WMTXWLNMS	3/4	18, 20
16WMTXWLNMS		16WMTXWLNMS	1	25
20WMTXWLNMS		20WMTXWLNMS	1 1/4	28, 30, 32

1 WEMTX - Bulkhead union elbow



63 Parker
PowerLok

Part number Steel	Tube Outside Diameter	
	inch	mm
4 WETX-WLN-S	1/4	6
5 WETX-WLN-S	5/16	8
6WEMTXWLNMS	3/8	10
8WEMTXWLNMS	1/2	12
10WEMTXWLNMS	5/8	14, 15, 16
12WEMTXWLNMS	3/4	18, 20
16 WETX-WLN-S	1	25
20 WETX-WLN-S	1 1/4	28, 30, 32

WNTX - 45° bulkhead union elbow



63 Parker
PowerLok

Part number Steel	Tube Outside Diameter	
	inch	mm
4 WNTX-WLN-S	1/4	6
5 WNTX-WLN-S	5/16	8
6 WNTX-WLN-S	3/8	10
8 WNTX-WLN-S	1/2	12
10 WNTX-WLN-S	5/8	14, 15, 16
12 WNTX-WLN-S	3/4	18, 20
16 WNTX-WLN-S	1	22, 25
20 WNTX-WLN-S	1 1/4	28, 30, 32

WJTX - Bulkhead branch tee



63 Parker
PowerLok

Part number Steel	Tube Outside Diameter	
	inch	mm
4 WJTX-WLN-S	1/4	6
6 WJTX-WLN-S	3/8	10
8 WJTX-WLN-S	1/2	12
10 WJTX-WLN-S	5/8	14, 15, 16
12 WJTX-WLN-S	3/4	18, 20
16 WJTX-WLN-S	1	22, 25

HYDRAULICS

WLNMS - Bulkhead locknut



63 Parker Triple-Lok

Part number Steel	Thread UNF
4WLNMS	7/16-20
5WLNMS	1/2-20
6WLNMS	9/16-18
8WLNMS	3/4-16
10WLNMS	7/8-14
12WLNMS	1 1/16-12
16WLNMS	1 5/16-12
20WLNMS	1 5/8-12
24WLNMS	1 7/8-12

FMTX - Male stud connector



63 Parker Triple-Lok

Part number Steel	Tube Outside Diameter		Thread	
	inch	mm	UNF	NPT/NPTF
4FMTXS	1/4	6	7/16-20	1/8-27
4-4FMTXS	1/4	6	7/16-20	1/4-18
4-6 FTX-S	1/4	6	7/16-20	3/8-18
4-8 FTX-S	1/4	6	7/16-20	1/2-14
5FMTXS	5/16	8	1/2-20	1/8-27
5-4FMTXS	5/16	8	1/2-20	1/4-18
6FMTXS	3/8	10	9/16-18	1/4-18
6-2 FTX-S	3/8	10	9/16-18	1/8-27
6-6FMTXS	3/8	10	9/16-18	3/8-18
6-8FMTXS	3/8	10	9/16-18	1/2-14
8FMTXS	1/2	12	3/4-16	3/8-18
8-4FMTXS	1/2	12	3/4-16	1/4-18
8-8FMTXS	1/2	12	3/4-16	1/2-14
8-12FMTXS	1/2	12	3/4-16	3/4-14
10FMTXS	5/8	14, 15, 16	7/8-14	1/2-14
10-12FMTXS	5/8	14, 15, 16	7/8-14	3/4-14
12 FTX-S	3/4	18, 20	1 1/16-12	3/4-14
12-6 FTX-S	3/4	18, 20	1 1/16-12	3/8-18
12-8 FTX-S	3/4	18, 20	1 1/16-12	1/2-14
12-16 FTX-S	3/4	18, 20	1 1/16-12	1-11 1/2
16FMTXS	1	25	1 5/16-12	1-11 1/2
16-12FMTXS	1	25	1 5/16-12	3/4-14
20FMTXS	1 1/4	28, 30, 32	1 5/8-12	1 1/4-11 1/2
20-16 FTX-S	1 1/4	28, 30, 32	1 5/8-12	1-11 1/2
24FMTXS	1 1/2	35, 38	1 7/8-12	1 1/2-11 1/2
24-20 FTX-S	1 1/2	35, 38	1 7/8-12	1 1/4-11 1/2

1 CMTX - Male stud elbow

HYDRAULICS



63 Triple-Lok

Part number	Steel	Stainless Steel	Tube Outside Diameter	
			inch	mm
4CMTXS	-	-	1/4	6
4-6 CTX-S	-	-	1/4	6
4-8 CTX-S	-	-	1/4	6
5-4 CTX-S	-	-	5/16	8
5-6 CTX-S	-	-	5/16	8
6CMTXS	6CMTXSS	-	3/8	10
6-2 CTX-S	-	-	3/8	10
6-6CMTXS	6-6CMTXSS	-	3/8	10
6-8CMTXS	6-8CMTXSS	-	3/8	10
8CMTXS	8CMTXSS	-	1/2	12
8-8CMTXS	8-8CMTXSS	-	1/2	12
8-12 CTX-S	8-12CMTXSS	-	1/2	12
10CMTXS	10CMTXSS	-	5/8	14, 15, 16
10-6 CTX-S	-	-	5/8	14, 15, 16
12 CTX-S	12CMTXSS	-	3/4	18, 20
12-8 CTX-S	12-8CMTXSS	-	3/4	18, 20
16 CTX-S	16CMTXSS	-	1	25
16-12 CTX-S	-	-	1	25
16-20 CTX-S	-	-	1	25
20 CTX-S	-	-	1 1/4	28, 30, 32
20-24 CTX-S	-	-	1 1/4	28, 30, 32
24 CTX-S	-	-	1 1/2	35, 38
24-20 CTX-S	-	-	1 1/2	35, 38

VMTX - 45° male stud elbow



63 Direct-Lok

Part number	Steel	Tube Outside Diameter	
		inch	mm
4 VTX-S	-	1/4	6
4-4 VTX-S	-	1/4	6
5-4 VTX-S	-	5/16	8
6 VTX-S	-	3/8	10
6-2 VTX-S	-	3/8	10
6-6 VTX-S	-	3/8	10
8-4 VTX-S	-	1/2	12
8 VTX-S	-	1/2	12
8-8 VTX-S	-	1/2	12
8-12 VTX-S	-	1/2	12
10 VTX-S	-	5/8	14, 15, 16
10-6 VTX-S	-	5/8	14, 15, 16
10-12 VTX-S	-	5/8	14, 15, 16
12 VTX-S	-	3/4	18, 20
12-16 VTX-S	-	3/4	18, 20
16 VTX-S	-	1	25
16-12 VTX-S	-	1	25
24 VTX-S	-	1 1/2	35, 38

RMTX - Male stud run tee



63 Parker DirectLok

Part number Steel	Stainless Steel	Tube Outside Diameter	
		inch	mm
4 RTX-S	4 RTX-SS	1/4	6
4-4-4 RTX-S	4-4-4 RTX-SS	1/4	6
5 RTX-S	5 RTX-SS	5/16	8
6 RTX-S	6 RTX-SS	3/8	10
6-6-6 RTX-S	6-6-6 RTX-SS	3/8	10
8 RTX-S	8 RTX-SS	1/2	12
8-8-8 RTX-S	-	1/2	12
10 RTX-S	10 RTX-SS	5/8	14, 15, 16
12 RTX-S	12 RTX-SS	3/4	18, 20
16 RTX-S	16 RTX-SS	1	25
20 RTX-S	20 RTX-SS	1 1/4	28, 30, 32
24 RTX-S	24 RTX-SS	1 1/2	35, 38

SMTX - Male stud branch tee - NPTF



63 Parker DirectLok

Part number Steel	Stainless Steel	Tube Outside Diameter		Thread	
		inch	mm	UN/UNF-2A	NPT/NPTF
4 STX-S	4 STX-SS	1/4	6	7/16-20	1/8-27
4-4-4 STX-S	4-4-4 STX-SS	1/4	6	7/16-20	1/4-18
5 STX-S	-	5/16	8	1/2-20	1/8-27
-	6 STX-SS	3/8	10	9/16-18	1/4-16
6-6-6 STX-S	6-6-6 STX-SS	3/8	10	9/16-18	3/8-18
8 STX-S	8 STX-SS	1/2	12	3/4-16	3/8-18
8-8-8 STX-S	8-8-8 STX-SS	1/2	12	3/4-16	1/2-14
10 STX-S	10 STX-SS	5/8	14, 15, 16	7/8-14	1/2-14
12 STX-S	12 STX-SS	3/4	18, 20	1 1/16-12	3/4-14
16 STX-S	16 STX-SS	1	25	1 5/16-12	1-11 1/2
20 STX-S	20 STX-SS	1 1/4	28, 30, 32	1 5/8-12	1 1/4-11 1/2
-	24 STX-SS	2		1 7/8-12	1 1/2-11 1/2

F3MX - Male stud connector - BSPT



63 Parker DirectLok

Part number Steel	Tube Outside Diameter		Thread BSPT
	inch	mm	
4F3MXS	1/4	6	1/8-28
4-4F3MXS	1/4	6	1/4-19
5-4F3MXS	5/16	8	1/4-19
6F3MXS	3/8	10	1/4-19
6-6F3MXS	3/8	10	3/8-19
6-8F3MXS	3/8	10	1/2-14
8F3MXS	1/2	12	3/8-19
8-4F3MXS	1/2	12	1/4-19
8-8F3MXS	1/2	12	1/2-14
10F3MXS	5/8	14, 15, 16	1/2-14
12F3MXS	3/4	18, 20	3/4-14
16F3MXS	1	25	1-11

1 C3MX - Male stud elbow - BSPT



63 Parker Direct Link

Part number Steel	Tube Outside Diameter		Thread BSPT
	inch	mm	
4C3MXS	1/4	6	1/8-28
4-4C3MXS	1/4	6	1/4-19
6C3MXS	3/8	10	1/4-19
6-6C3MXS	3/8	10	3/8-19
8C3MXS	1/2	12	3/8-19
8-8C3MXS	1/2	12	1/2-14
10C3MXS	5/8	14, 15, 16	1/2-14

HYDRAULICS

F40MX - Male stud connector - BSPP - O-Ring



63 Parker Direct Link

Part number Steel	Tube Outside Diameter		Thread BSPP
	inch	mm	
4F40MXS	1/4	6	1/8-28
4-4F40MXS	1/4	6	1/4-19
4-6F40MXS	1/4	6	3/8-19
4-8F40MXS	1/4	6	1/2-14
5-4F40MXS	5/16	8	1/4-19
5-6F40MXS	5/16	8	3/8-19
6F40MXS	3/8	10	1/4-19
6-2F40MXS	3/8	10	1/8-28
6-6F40MXS	3/8	10	3/8-19
6-8F40MXS	3/8	10	1/2-14
8F40MXS	1/2	12	3/8-19
8-4F40MXS	1/2	12	1/4-19
8-8F40MXS	1/2	12	1/2-14
8-12F40MXS	1/2	12	3/4-14
10F40MXS	5/8	14, 15, 16	1/2-14
10-6F40MXS	5/8	14, 15, 16	3/8-19
10-12F40MXS	5/8	14, 15, 16	3/4-14
12F40MXS	3/4	18, 20	3/4-14
12-8F40MXS	3/4	18, 20	1/2-14
12-16F40MXS	3/4	18, 20	1-11
16F40MXS	1	25	1-11
16-12F40MXS	1	25	3/4-14
16-20F40MXS	1	25	1 1/4-11
20F40MXS	1 1/4	28, 30, 32	1 1/4-11
20-16F40MXS	1 1/4	28, 30, 32	1-11
20-24F40MXS	1 1/4	28, 30, 32	1 1/2-11
24F40MXS	1 1/2	35, 38	1 1/2-11
24-20F40MXS	1 1/2	35, 38	1 1/4-11

F42EDMX - Male stud connector - BSPP - EOlastic seal

1



63 Parker Direct Link

Part number	Steel	Stainless Steel	Tube Outside Diameter		Thread BSPP
			inch	mm	
4F42EDMXS		4F42EDMXSS	1/4	6	1/8-28
4-4F42EDMXS		4-4F42EDMXSS	1/4	6	1/4-19
4-6F42EDMXS		-	1/4	6	3/8-19
4-8F42EDMXS		-	1/4	6	1/2-14
5F42EDMXS		-	5/16	8	1/8-28
5-4F42EDMXS		-	5/16	8	1/4-19
5-6F42EDMXS		-	5/16	8	3/8-19
6F42EDMXS		6F42EDMXSS	3/8	10	1/4-19
6-2F42EDMXS		-	3/8	10	1/8-28
6-6F42EDMXS		6-6F42EDMXSS	3/8	10	3/8-19
6-8F42EDMXS		6-8F42EDMXSS	3/8	10	1/2-14
8F42EDMXS		8F42EDMXSS	1/2	12	3/8-19
8-4F42EDMXS		-	1/2	12	1/4-19
8-8F42EDMXS		8-8F42EDMXSS	1/2	12	1/2-14
8-12F42EDMXS		-	1/2	12	3/4-14
10F42EDMXS		10F42EDMXSS	5/8	14, 15, 16	1/2-14
10-6F42EDMXS		-	5/8	14, 15, 16	3/8-19
10-12F42EDMXS		-	5/8	14, 15, 16	3/4-14
10-16F42EDMXS		-	5/8	14, 15, 16	1-11
12F42EDMXS		12F42EDMXSS	3/4	18, 20	3/4-14
12-6F42EDMXS		-	3/4	18, 20	3/8-19
12-8F42EDMXS		12-8F42EDMXSS	3/4	18, 20	1/2-14
12-16F42EDMXS		12-16F42EDMXSS	3/4	18, 20	1-11
16F42EDMXS		16F42EDMXSS	1	25	1-11
16-12F42EDMXS		16-12F42EDMXSS	1	25	3/4-14
16-20F42EDMXS		-	1	25	1 1/4-11
20F42EDMXS		20F42EDMXSS	1 1/4	28, 30, 32	1 1/4-11
20-16F42EDMXS		-	1 1/4	28, 30, 32	1 1/2-11
20-24F42EDMXS		-	1 1/4	28, 30, 32	1 1/2-11
24F42EDMXS		-	1 1/2	35, 38	1 1/2-11
24-20F42EDMXS		-	1 1/2	35, 38	1 1/4-11

HYDRAULICS

1 C40MX - Male stud elbow - BSPP - O-Ring

HYDRAULICS



63 Parker Direct Link

Part number	Steel	Stainless Steel	Tube Outside Diameter		Thread BSPP
			inch	mm	
4C40MXS	4C40MXSS		1/4	6	1/8-28
4-4C40MXS	-		1/4	6	1/4-19
5-4C40MXS	-		5/16	8	1/4-19
6C40MXS	6C40MXSS		3/8	10	1/4-19
6-6C40MXS	6-6C40MXSS		3/8	10	3/8-19
6-8C40MXS	-		3/8	10	1/2-14
8C40MXS	8C40MXSS		1/2	12	3/8-19
8-4C40MXS	-		1/2	12	1/4-19
8-8C40MXS	8-8C40MXSS		1/2	12	1/2-14
8-12C40MXS	8-12C40MXSS		1/2	12	3/4-14
10C40MXS	10C40MXSS		5/8	14, 15, 16	1/2-14
10-6C40MXS	-		5/8	14, 15, 16	3/8-19
10-12C40MXS	-		5/8	14, 15, 16	3/4-14
12C40MXS	12C40MXSS		3/4	18, 20	3/4-14
12-8C40MXS	12-8C40MXSS		3/4	18, 20	1/2-14
12-16C40MXS	-		3/4	18, 20	1-11
16C40MXS	16C40MXSS		1	25	1-11
16-12C40MXS	16-12C40MXSS		1	25	3/4-14
20C40MXS	20C40MXSS		1 1/4	28, 30, 32	1 1/4-11
20-16C40MXS	-		1 1/4	28, 30, 32	1.11
24C40MXS	24C40MXSS		1 1/2	35, 38	1 1/2-11

V40MX - 45° male stud elbow - BSPP - O-Ring



63 Parker Direct Link

Part number	Tube Outside Diameter		Thread BSPP
	inch	mm	
4V40MXS	1/4	6	1/8-28
6V40MXS	3/8	10	1/4-19
6-6V40MXS	3/8	10	3/8-19
6-8V40MXS	3/8	10	1/2-14
8V40MXS	1/2	12	3/8-19
8-8V40MXS	1/2	12	1/2-14
10V40MXS	5/8	14, 15, 16	1/2-14
12V40MXS	3/4	18, 20	3/4-14
16V40MXS	1	25	1-11
20V40MXS	1 1/4	28, 30, 32	1 1/4-11
24V40MXS	1 1/2	35, 38	1 1/2-11

R40MX - Male stud run tee - BSPP - O-Ring



63 Parker Direct Link

Part number Steel	Tube Outside Diameter		Thread BSPP
	inch	mm	
4R40MXS	1/4	6	1/8-28
6R40MXS	3/8	10	1/4-19
8R40MXS	1/2	12	3/8-19
10R40MXS	5/8	14, 15, 16	1/2-14
12R40MXS	3/4	18, 20	3/4-14
16R40MXS	1	25	1-11
20R40MXS	1 1/4	28, 30, 32	1 1/4-11

S40MX - Male stud branch tee - BSPP - O-Ring



63 Parker Direct Link

Part number Steel	Tube Outside Diameter		Thread BSPP
	inch	mm	
4S40MXS	1/4	6	1/8-28
6S40MXS	3/8	10	1/4-19
8S40MXS	1/2	12	3/8-19
10S40MXS	5/8	14, 15, 16	1/2-14
12S40MXS	3/4	18, 20	3/4-14
16S40MXS	1	25	1-11
20S40MXS	1 1/4	28, 30, 32	1 1/4-11

1 F50MX - Male stud connector - UNF - O-Ring



63 Parker
PowerLok

HYDRAULICS

Part number Steel	Tube Outside Diameter		Thread UNF
	inch	mm	
4F50MXS	1/4	6	7/16-20
4-6F50MXS	1/4	6	9/16-18
5F50MXS	5/16	8	1/2-20
5-6 F50X-S	5/16	8	9/16-18
6F50MXS	3/8	10	9/16-18
6-4 F50X-S	3/8	10	7/16-20
6-5 F50X-S	3/8	10	1/2-20
6-8F50MXS	3/8	10	3/4-16
8F50MXS	1/2	12	3/4-16
8-6F50MXS	1/2	12	9/16-18
8-10F50MXS	1/2	12	7/8-14
8-12F50MXS	1/2	12	1 1/16-12
10F50MXS	5/8	14, 15, 16	7/8-14
10-8F50MXS	5/8	14, 15, 16	3/4-16
10-12F50MXS	5/8	14, 15, 16	1 1/16-12
12F50MXS	3/4	18, 20	1 1/16-12
12-10F50MXS	3/4	18, 20	7/8-14
12-16F50MXS	3/4	18, 20	1 5/16-12
16F50MXS	1	25	1 5/16-12
16-12F50MXS	1	25	1 1/16-12
20F50MXS	1 1/4	28, 30, 32	1 5/8-12

C50MX - Male stud elbow - UNF - O-Ring



63 Parker Direct Link

Part number Steel	Tube Outside Diameter		Thread UNF
	inch	mm	
4C50MXS	1/4	6	7/16-20
4-6 C50X-S	1/4	6	9/16-18
5C50MXS	5/16	8	1/2-20
5-4 C50X-S	5/16	8	7/16-18
5-6 C50X-S	5/16	8	9/16-18
6C50MXS	3/8	10	9/16-18
6-4 C50X-S	3/8	10	7/16-20
6-5 C50X-S	3/8	10	1/2-20
6-10 C50X-S	3/8	10	7/8-14
8C50MXS	1/2	12	3/4-16
8-4 C50X-S	1/2	12	7/16-18
8-6 C50X-S	1/2	12	9/16-18
8-10C50MXS	1/2	12	7/8-14
8-16 C50X-S	1/2	12	1 5/16-12
10C50MXS	5/8	14, 15, 16	7/8-14
10-8 C50X-S	5/8	14, 15, 16	3/4-16
10-12 C50X-S	5/8	14, 15, 16	1 1/16-12
10-16 C50X-S	5/8	14, 15, 16	1 5/16-12
12C50MXS	3/4	18, 20	1 1/16-12
12-8 C50X-S	3/4	18, 20	3/4-16
12-10C50MXS	3/4	18, 20	7/8-14
12-16 C50X-S	3/4	18, 20	1 5/16-12
16C50MXS	1	25	1 5/16-12
16-12 C50X-S	1	25	1 1/16-12
16-20 C50X-S	1	25	1 5/8-12
20 C50X-S	1 1/4	28, 30, 32	1 5/8-12
20-16 C50X-S	1 1/4	28, 30, 32	1 5/16-12
20-24 C50X-S	1 1/4	28, 30, 32	1 7/8-12
24 C50X-S	1 1/2	35, 38	1 7/8-12
24-20 C50X-S	1 1/2	35, 38	1 5/8-12

V50MX - 45° male stud elbow - UNF - O-Ring



63 Parker Direct Link

Part number Steel	Tube Outside Diameter		Thread UNF
	inch	mm	
4 V50X-S	1/4	6	7/16-20
5 V50X-S	5/16	8	1/2-20
6 V50X-S	3/8	10	9/16-18
6-8 V50X-S	3/8	10	3/4-16
8 V50X-S	1/2	12	3/4-16
8-6 V50X-S	1/2	12	9/16-18
8-10 V50X-S	1/2	12	7/8-14
12 V50X-S	3/4	18, 20	1 1/16-12
12-10 V50X-S	3/4	18, 20	7/8-14
14 V50X-S	7/8	22	1 3/16-12
16 V50X-S	1	25	1 5/16-12
20 V50X-S	1 1/4	28, 30, 32	1 5/8-12
24 V50X-S	1 1/2	35, 38	1 7/8-12

1 R50MX - Male stud run tee - UNF - O-Ring



63 Parker
DirectLink

Part number Steel	Tube Outside Diameter		Thread UNF
	inch	mm	
4 R50X-S	1/4	6	7/16-20
5 R50X-S	5/16	8	1/2-20
8R50MXS	1/2	12	3/4-16
10 R50X-S	5/8	14, 15, 16	7/8-14
12 R50X-S	3/4	18, 20	1 1/16-12
16 R50X-S	1	25	1 5/16-12
20 R50X-S	1 1/4	28, 30, 32	1 5/8-12
24 R50X-S	1 1/2	35, 38	1 7/8-12

HYDRAULICS

S50MX - Male stud branch tee - UNF - O-Ring



63 Parker
DirectLink

Part number Steel	Tube Outside Diameter		Thread UNF
	inch	mm	
4S50MXS	1/4	6	7/16-20
5 S50X-S	5/16	8	1/2-20
6S50MXS	3/8	10	9/16-18
8S50MXS	1/2	12	3/4-16
10S50MXS	5/8	14, 15, 16	7/8-14
12 S50X-S	3/4	18, 20	1 1/16-12
16 S50X-S	1	25	1 5/16-12
24 S50X-S	1 1/2	35, 38	1 7/8-12

F870MX - Male stud connector - Metric - O-Ring - ISO 6149



63 Parker
DirectLink

Part number Steel	Tube Outside Diameter		Thread Metric
	inch	mm	
4M10F870MXS	1/4	6	M10x1
5M12F870MXS	5/16	8	M12x1.5
6M14F870MXS	3/8	10	M14x1.5
6M16F870MXS	3/8	10	M16x1.5
8M14F870MXS	1/2	12	M14x1.5
8M16F870MXS	1/2	12	M16x1.5
8M18F870MXS	1/2	12	M18x1.5
10M18F870MXS	5/8	14, 15, 16	M18x1.5
10M22F870MXS	5/8	14, 15, 16	M22x1.5
12M22F870MXS	3/4	18, 20	M22x1.5
16M27F870MXS	1	25	M27x2
16M33F870MXS	1	25	M33x2

C870MX - Male stud elbow - Metric - O-Ring - ISO 6149



63 Parker Direct Link

Part number Steel	Tube Outside Diameter		Thread Metric
	inch	mm	
4M12C870MXS	1/4	6	M12x1.5
5M12C870MXS	5/16	8	M12x1.5
6M14C870MXS	3/8	10	M14x1.5
6M16C870MXS	3/8	10	M16x1.5
8M16C870MXS	1/2	10	M16x1.5
8M18C870MXS	1/2	12	M18x1.5
10M18C870MXS	5/8	14, 15, 16	M18x1.5
10M22C870MXS	5/8	14, 15, 16	M22x1.5
12M22C870MXS	3/4	18, 20	M22x1.5
16M27C870MXS	1	25	M27x2
20M42C870MXS	1 1/4	28, 30, 32	M42x2

F80MX - Male stud connector - Metric - O-Ring



63 Parker Direct Link

Part number Steel	Tube Outside Diameter		Thread Metric
	inch	mm	
4M10F80MXS	1/4	6	M10x1
5M12F80MXS	5/16	8	M12x1.5
6M14F80MXS	3/8	10	M14x1.5
6M16F80MXS	3/8	10	M16x1.5
8M16F80MXS	1/2	12	M16x1.5
8M18F80MXS	1/2	12	M18x1.5
8M22F80MXS	1/2	12	M22x1.5
10M18F80MXS	5/8	14, 15, 16	M18x1.5
10M22F80MXS	5/8	14, 15, 16	M22x1.5
12M22F80MXS	3/4	18, 20	M22x1.5
12M27F80MXS	3/4	18, 20	M27x2
16M33F80MXS	1	25	M33x2
20M42F80MXS	1 1/4	28, 30, 32	M42x2

1 F82EDMX - Male stud connector - Metric - E0lastic seal



63 Parker Direct Link

Part number Steel	Tube Outside Diameter		Thread Metric
	inch	mm	
4M10F82EDMXS	1/4	6	M10x1
5M12F82EDMXS	5/16	8	M12x1.5
6M12F82EDMXS	3/8	10	M12x1.5
6M14F82EDMXS	3/8	10	M14x1.5
6M16F82EDMXS	3/8	10	M16x1.5
6M18F82EDMXS	3/8	10	M18x1.5
8M14F82EDMXS	1/2	12	M14x1.5
8M16F82EDMXS	1/2	12	M16x1.5
8M18F82EDMXS	1/2	12	M18x1.5
10M18F82EDMXS	5/8	14, 15, 16	M18x1.5
10M22F82EDMXS	5/8	14, 15, 16	M22x1.5
12M18F82EDMXS	3/4	18, 20	M18x1.5
12M22F82EDMXS	3/4	18, 20	M22x1.5
16M33F82EDMXS	25	1	M33x2
20M42F82EDMXS	1 1/4	28, 30, 32	M42x2
24M48F82EDMXS	1 1/2	35, 38	M48x2

C80MX - Male stud elbow - Metric - O-Ring



63 Parker Direct Link

Part number Steel	Tube Outside Diameter		Thread Metric
	inch	mm	
4M10C80MXS	1/4	6	M10x1
5M12C80MXS	5/16	8	M12x1.5
6M14C80MXS	3/8	10	M14x1.5
6M16C80MXS	3/8	10	M16x1.5
8M16C80MXS	1/2	12	M16x1.5
8M18C80MXS	1/2	12	M18x1.5
10M18C80MXS	5/8	14, 15, 16	M18x1.5
10M20C80MXS	5/8	14, 15, 16	M20x1.5
10M22C80MXS	5/8	14, 15, 16	M22x1.5
12M22C80MXS	3/4	18, 20	M22x1.5
12M27C80MXS	3/4	18, 20	M27x2
16M33C80MXS	1	25	M33x2
20M42C80MXS	1 1/4	28, 30, 32	M42x2
24M48C80MXS	1 1/2	35, 38	M48x2

GMTX - Female connector



63 Parker Direct Link

Part number Steel	Tube Outside Diameter	
	inch	mm
4 GTX-S	1/4	6
5 GTX-S	5/16	8
5-4 GTX-S	5/16	8
6-6 GTX-S	3/8	10
8 GTX-S	1/2	12
8-4 GTX-S	1/2	12
8-8 GTX-S	1/2	12
8-12 GTX-S	1/2	12
10 GTX-S	5/8	14, 15, 16
10-12 GTX-S	5/8	14, 15, 16
12 GTX-S	3/4	18, 20
12-8 GTX-S	3/4	18, 20
16 GTX-S	1	25
20 GTX-S	1 1/4	28, 30, 32
24 GTX-S	1 1/2	35, 38
32 GTX-S	2	

DMTX - Female elbow connector



63 Parker Direct Link

Part number Steel	Tube Outside Diameter	
	inch	mm
4 DTX-S	1/4	6
4-4 DTX-S	1/4	6
5 DTX-S	5/16	8
5-4 DTX-S	5/16	8
6 DTX-S	3/8	10
6-2 DTX-S	3/8	10
6-6 DTX-S	3/8	10
8 DTX-S	1/2	12
8-4 DTX-S	1/2	12
10 DTX-S	5/8	14, 15, 16
12-8 DTX-S	3/4	18, 20
16 DTX-S	1	25
20 DTX-S	1 1/4	28, 30, 32
24 DTX-S	1 1/2	35, 38

OTX - Female branch tee



63 Parker Direct Link

Part number Steel	Tube Outside Diameter	
	inch	mm
4 OTX-S	1/4	6
5 OTX-S	5/16	8
6 OTX-S	3/8	10
8 OTX-S	1/2	12
10 OTX-S	5/8	14, 15, 16
12 OTX-S	3/4	18, 20
16 OTX-S	1	25
20 OTX-S	1 1/4	28, 30, 32
24 OTX-S	1 1/2	35, 38

1 MTX - Female run tee



63 Parker Direct Link

Part number Steel	Tube Outside Diameter		Thread	
	inch	mm	UN/UNF-2A	NPT/NPTF
4 MTX-S	1/4	6	7/16-20	1/8-27
6 MTX-S	3/8	10	9/16-18	1/4-18
8 MTX-S	1/2	12	3/4-16	3/8-18
10 MTX-S	5/8	14, 15, 16	7/8-14	1/2-14
12 MTX-S	3/4	18, 20	1 1/16-12	3/4-14
16 MTX-S	1	25	1 5/16-12	1-11 1/2
20 MTX-S	1 1/4	28, 30, 32	1 5/8-12	1 1/4-11 1/2

G6X - Swivel connector female



63 Parker Direct Link

Part number Steel	Stainless Steel	Tube Outside Diameter		Thread	
		inch	mm	UN/UNF-2B	NPT/NPTF
4 G6X-S	4 G6X-SS	1/4	6	7/16-20	1/8-27
4-4 G6X-S	4-4 G6X-SS	1/4	6	7/16-20	1/4-18
6 G6X-S	6 G6X-SS	3/8	10	9/16-18	1/4-18
6-6 G6X-S	6-6 G6X-SS	3/8	10	9/16-18	3/8-18
8 G6X-S	8 G6X-SS	1/2	12	3/4-16	3/8-18
8-8 G6X-S	8-8 G6X-SS	1/2	12	3/4-16	1/2-14
10 G6X-S	10 G6X-SS	5/8	14, 15, 16	7/8-14	1/2-14
12 G6X-S	12 G6X-SS	3/4	18, 20	1 1/16-12	3/4-14
16 G6X-S	16 G6X-SS	1	25	1 5/16-12	1-11 1/2
20 G6X-S	20 G6X-SS	1 1/4	28, 30, 32	1 5/8-12	1 1/4-11 1/2
24 G6X-S	24 G6X-SS	1 1/2	35, 38	1 7/8-12	1 1/2-12 1/2

G4MX - Female connector - BSPP



63 Parker Direct Link

Part number Steel	Tube Outside Diameter		Thread
	inch	mm	BSPP
4G4MXS	1/4	6	1/8-28
4-4G4MXS	1/4	6	1/4-19
6G4MXS	3/8	10	1/4-19
6-6G4MXS	3/8	10	3/8-19
8G4MXS	1/2	12	3/8-19
8-8G4MXS	1/2	12	1/2-14
10G4MXS	5/8	14, 15, 16	1/2-14
12G4MXS	3/4	18, 20	3/4-14
16G4MXS	1	25	1-11
20G4MXS	1 1/4	28, 30, 32	1 1/4-11
24G4MXS	1 1/2	35, 38	1 1/2-11



G4MXMO - Pressure gauge connector female - BSPP



63 Parker Direct Line

Part number Steel	Tube Outside Diameter		Thread BSPP
	inch	mm	
4-4G4MXSMO	1/4	6	1/4-19
5-4G4MXSMO	5/16	8	1/4-19
6G4MXSMO	3/8	10	1/4-19

TT4MX - Test point connection female - BSPP



63 Parker Direct Line

Part number Steel	Tube Outside Diameter		Thread	
	inch	mm	BSPP	UN/UNF-2B
4TT4MXS	1/4	6	1/4-19	7/16-20
5TT4MXS	5/16	8	1/4-19	1/2-20
6TT4MXS	3/8	10	1/4-19	9/16-18
8TT4MXS	1/2	12	1/4-19	3/4-16
10TT4MXS	5/8	14, 15, 16	1/4-19	7/8-14
12TT4XS	3/4	18, 20	1/4-19	1 1/16-12
16TT4XS	1	25	1/4-19	1 5/16-12
20TT4XS	1 1/4	28, 30, 32	1/4-19	1 5/8-12
24TT4XS	1 1/2	35, 38	1/4-19	1 7/8-12

1 F6MX - Swivel male stud



63 Parker DirectLink

Part number Steel	Tube Outside Diameter	
	inch	mm
4 F6X-S	1/4	6
4-4 F6X-S	1/4	6
5-4 F6X-S	8	5/16
6 F6X-S	3/8	10
8 F6X-S	1/2	12
10 F6X-S	5/8	14, 15, 16
12 F6X-S	3/4	18, 20
12-8 F6X-S	3/4	18, 20
16 F6X-S	1	25
16-12 F6X-S	1	25
20 F6X-S	1 1/4	28, 30, 32
24 F6X-S	1 1/2	35, 38

F640MX - Swivel male stud - BSPP - O-Ring



63 Parker DirectLink

Part number Steel	Tube Outside Diameter		Thread BSPP
	inch	mm	
4F640MXS	1/4	6	1/8-28
6F640MXS	3/8	10	1/4-19
6-6F640MXS	3/8	10	3/8-19
8F640MXS	1/2	12	3/8-19
8-4F640MXS	1/2	12	1/4-19
8-8F640MXS	1/2	12	1/2-14
10F640MXS	5/8	14, 15, 16	1/2-14
12F640MXS	3/4	18, 20	3/4-14
16F640MXS	1	25	1-11
20F640MXS	1 1/4	28, 30, 32	1 1/4-11
24F640MXS	1 1/2	35, 38	1 1/2-11

F642EDMX - Swivel male stud - BSPP - E0lastic seal



63 Parker DirectLink

Part number Steel	Tube Outside Diameter		Thread BSPP
	inch	mm	
4F642EDMXS	1/4	6	1/8-28
4-4F642EDMXS	1/4	6	1/4-19
5-4F642EDMXS	5/16	8	1/4-19
6F642EDMXS	3/8	10	1/4-19
6-6F642EDMXS	3/8	10	3/8-19
8F642EDMXS	1/2	12	3/8-19
8-4F642EDMXS	1/2	12	1/4-19
8-8F642EDMXS	1/2	12	1/2-14
10F642EDMXS	5/8	14, 15, 16	1/2-14
10-6F642EDMXS	5/8	14, 15, 16	3/8-19
12F642EDMXS	3/4	18, 20	3/4-14
12-8F642EDMXS	3/4	18, 20	1/2-14
16F642EDMXS	1	25	1-11
16-12F642EDMXS	1	25	3/4-14
20F642EDMXS	1 1/4	28, 30, 33	1 1/4-11
24F642EDMXS	1 1/2	35, 38	1 1/2-11

HYDRAULICS

F650MX - Swivel male stud - UNF



63 Parker Direct Link

Part number Steel	Tube Outside Diameter		Thread UNF
	inch	mm	
4F650MXS	1/4	6	7/16-20
6F650MXS	3/8	10	9/16-18
8 F650X-S	1/2	12	3/4-16
10 F650X-S	5/8	14, 15, 16	7/8-14
12F650MXS	3/4	18, 20	1 1/16-12
16F650MXS	1	25	1 5/16-12
20 F650X-S	1 1/4	28, 30, 32	1 5/8-12

F6870MX - Swivel male stud - Metric - ISO 6149



63 Parker Direct Link

Part number Steel	Tube Outside Diameter		Thread Metric
	inch	mm	
4M10F6870MXS	1/4	6	M10x1
6M16F6870MXS	3/8	10	M16x1.5
8M18F6870MXS	1/2	12	M18x1.5
12M27F6870MXS	3/4	18, 20	M27x2
16M33F6870MXS	1	25	M33x2
20M42F6870MXS	1 1/4	28, 30, 32	M42x2

C6MX - Swivel nut elbow



63 Parker Direct Link

Part number Steel	Stainless Steel	Tube Outside Diameter	
		inch	mm
4C6MXS	4C6MXSS	1/4	6
5C6MXS	-	5/16	8
6C6MXS	6C6MXSS	3/8	10
8C6MXS	8C6MXSS	1/2	12
10C6MXS	10C6MXSS	5/8	14, 15, 16
12C6MXS	12C6MXSS	3/4	18, 20
16C6MXS	16C6MXSS	1	25
20 C6X-S	20C6MXSS	1 1/4	28, 30, 32
24 C6X-S	24C6MXSS	1 1/2	35, 38
32 C6X-S	-	2	

1 V6MX - 45° swivel nut elbow



63 Parker Direct Link

Part number	Steel	Stainless Steel	Tube Outside Diameter	
			inch	mm
4 V6X-S		4 V6X-SS	1/4	6
5 V6X-S		-	5/16	8
6 V6X-S		6 V6X-SS	3/8	10
8V6MXS		-	1/2	12
10 V6X-S		10 V6X-SS	5/8	14, 15, 16
12 V6X-S		12 V6X-SS	3/4	18, 20
16 V6X-S		16 V6X-SS	1	25
20 V6X-S		20 V6X-SS	1 1/4	28, 30, 32
24 V6X-S		24 V6X-SS	1 1/2	35, 38

R6MX - Swivel nut run tee



63 Parker Direct Link

Part number	Steel	Tube Outside Diameter	
		inch	mm
4 R6X-S		1/4	6
5R6MXS		5/16	8
6R6MXS		3/8	10
8R6MXS		1/2	12
10R6MXS		5/8	14, 15, 16
12R6MXS		3/4	18, 20
16R6MXS		1	25
20R6MXS		1 1/4	28, 30, 32
24 R6X-S		1 1/2	35, 38

S6MX - Swivel nut branch tee



63 Parker Direct Link

Part number	Steel	Tube Outside Diameter	
		inch	mm
4 S6X-S		1/4	6
5S6MXS		5/16	8
6S6MXS		3/8	10
8S6MXS		1/2	12
10S6MXS		5/8	14, 15, 16
12S6MXS		3/4	18, 20
16S6MXS		1	25
20 S6X-S		1 1/4	28, 30, 32
24 S6X-S		1 1/2	35, 38

HYDRAULICS



BMTX - Metric nut



63 Parker Direct Link

Part number		Tube Outside Diameter		Thread
Steel	Stainless Steel	inch	mm	UN/UNF-2B
4BMTXS	4BMTXSS	1/4	6	7/16-20
5BMTXS	5BMTXSS	5/16	8	1/2-20
6BMTXS	6BMTXSS	10	3/8	9/16-18
8BMTXS	8BMTXSS	1/2	12	3/4-16
10BMTXS	10BMTXSS	5/8	14, 15, 16	7/8-14
12BMTXS	12BMTXSS	3/4	18, 20	1 1/16-12
16BMTXS	16BMTXSS	1	25	1 5/16-12
20BMTXS	20BMTXSS	1 1/4	28, 30, 32	1 5/8-12
24BMTXS	24BMTXSS	1 1/2	35, 38	1 7/8-12

TX - Sleeve



63 Parker Direct Link

Part number		Tube Outside Diameter
Steel	Stainless Steel	mm
TXS6	TXSS6	6
TXS8	TXSS8	8
TXS10	TXSS10	10
TXS12	TXSS12	12
TXS15	-	15
TXS16	TXSS16	16
TXS18	-	18
TXS20	TXSS20	20
TXS25	TXSS25	25
TXS28	-	28
TXS30	TXSS30	30
TXS32	-	32
TXS35	-	35
TXS38	TXSS38	38



1 TRMTX - Tube end reducer



63 Parker
PowerLok

Part number	Outside Diameter			
	Tube 1	Tube 2	Tube 1	Tube 2
Steel	inch	inch	mm	mm
6-4TRTXS	3/8	1/4	10	6
8-4TRTXS	1/2	1/4	12	6
8-5TRTXS	1/2	5/16	12	8
8-6TRTXS	1/2	3/8	12	10
10-4 TRTX-S	5/8	1/4	14, 15, 16	6
10-6TRTXS	5/8	3/8	14, 15, 16	10
10-8TRMTXS	5/8	1/2	14, 15, 16	12
12-4 TRTX-S	3/4	1/4	18, 20	6
12-6TRTXS	3/4	3/8	18, 20	10
12-8TRTXS	3/4	1/2	18, 20	12
12-10TRMTXS	3/4	5/8	18, 20	14, 15, 16
16-6TRTXS	1	3/8	25	10
16-10TRTXS	1	5/8	25	14, 15, 16
16-12TRTXS	1	3/4	25	18, 20
20-12 TRTX-S	1 1/4	3/4	28, 30, 32	18, 20
20-16TRTXS	1 1/4	1	28, 30, 32	25
24-16TRTXS	1 1/2	1	35, 38	25
24-20 TRTX-S	1 1/2	1 1/4	35, 38	28, 30, 32

Form A Fixed Female Style.
For Form B, a BTX- or BTMX- nut is required (to be ordered separately).

HYDRAULICS

FNMTX - Cap



63 Parker Direct Link

Part number Steel	Tube Outside Diameter	
	inch	mm
4FNMTXS	1/4	6
5FNMTXS	5/16	8
6FNMTXS	3/8	10
8FNMTXS	1/2	12
10FNMTXS	5/8	14, 15, 16
12FNMTXS	3/4	18, 20
16FNMTXS	1	25
20FNMTXS	1 1/4	28, 30, 32
24FNMTXS	1 1/2	35, 38

PNMTX - Plug



63 Parker Direct Link

Part number Steel	Tube Outside Diameter	
	inch	mm
4PNMTXS	1/4	6
6PNMTXS	3/8	10
8PNMTXS	1/2	12
10PNMTXS	5/8	14, 15, 16
12PNMTXS	3/4	18, 20
16 PNTX-S	1	25
20 PNTX-S	1 1/4	28, 30, 32
24 PNTX-S	1 1/2	35, 38

XHLO - Conversion union Triple-Lok® to O-Lok®



63 Parker Direct Link

Part number Steel	Tube Outside Diameter		Thread UN/UNF-2A	
	inch	mm	JIC	ORFS
4 XHLO-S	1/4	6	7/16-20	9/16-18
6 XHLO-S	5/16, 3/8	8, 10	9/16-18	11/16-16
8 XHLO-S	1/2	12	3/4-16	13/16-16
10 XHLO-S	5/8	14, 15, 16	7/8-14	1-14
12 XHLO-S	3/4	18, 20	1 1/16-12	1 3/16-12
16 XHLO-S	1	22, 25	1 5/16-12	1 7/16-12
20 XHLO-S	1 1/4	28, 30, 32	1 5/8-12	1 11/16-12
24 XHLO-S	1 1/2	35, 38	1 7/8-12	2-12

1 XHL6 - Conversion swivel nut connector Triple-Lok® to O-Lok®



63 Parker Direct Link

Part number Steel	Tube Outside Diameter		Thread UN/UNF-2A	
	inch	mm	JIC	ORFS
4 XHL6-S	1/4	6	7/16-20	9/16-18
6 XHL6-S	5/16, 3/8	8, 10	9/16-18	11/16-16
8 XHL6-S	1/2	12	3/4-16	13/16-16
10 XHL6-S	5/8	14, 15, 16	7/8-14	1-14
12 XHL6-S	3/4	18, 20	1 1/16-12	1 3/16-12
16 XHL6-S	1	22, 25	1 5/16-12	1 7/16-12
20 XHL6-S	1 1/4	28, 30, 32	1 5/8-12	1 11/16-12

HYDRAULICS

LOHX6 - Conversion swivel nut connector Triple-Lok® to O-Lok®



63 Parker Direct Link

Part number Steel	Tube Outside Diameter		Thread UN/UNF-2A	
	inch	mm	JIC	ORFS
4 LOHX6-S	1/4	6	7/16-20	9/16-18
6 LOHX6-S	5/16, 3/8	8, 10	9/16-18	11/16-16
8 LOHX6-S	1/2	12	3/4-16	13/16-16
10 LOHX6-S	5/8	14, 15, 16	7/8-14	1-14
12 LOHX6-S	3/4	18, 20	1 1/16-12	1 3/16-12
16 LOHX6-S	1	22, 25	1 5/16-12	1 7/16-12

O-Ring - NBR



63 Parker Direct Link

Part number	Thread BSPP
6-002-N552-9	1/8
2-111-N552-9	1/4
2-113-N552-9	3/8
5-256-N552-9	1/2
2-119-N552-9	3/4
2-217-N552-9	1
2-222-N552-9	1 1/4
2-224-N552-9	1 1/2

- Description:**
- The orbital tube forming process flanges hydraulic tube in a progressive action, resulting in a 90° flange with a superior surface finish on the sealing area.
 - The Parflange® process is faster, more flexible, more cost effective, and more environmentally safe than brazing alternatives.
 - The Parflange® / O-Lok® fitting combination is approved by major OEMs worldwide, and is part of Parker's Dry Technology leak-free programme.
- Material:**
- Steel, Stainless Steel.
- Product range:**
- Tube outside diameter 6 to 50 mm.
 - Tube outside diameter 1/4" to 2".
- Nominal pressure PN:**
- Size 6 : up to 630 bar.
 - Size 8 : up to 630 bar.
 - Size 20 : up to 420 bar.
 - Size 24 : up to 350 bar.
 - Size 32 : up to 210 bar.

- Advantages:**
- The O-Lok® system provides leak-free, "fit and forget" performance due to the elastomeric sealing design.
 - Pressure ratings up to 630 bar.
 - Available in steel, stainless steel and brass (on request).
 - The Parflange® tube preparation system flanges the tube end to 90 degrees.
 - Available in sizes to suit from 6 mm to 38 mm or hose sizes -4 to -24.
 - Thanks to no component deformation or tube forming during the final assembly, the O-Lok® fitting is exceptionally easy to assemble.
 - No tube entry.
 - Available as standard in over forty basic body styles.
 - Conform to the relevant international standards (SAE J1453 and ISO 8434-3).
- Benefits:**
- No more leaks.
 - Longer life service.
 - Give a high quality seal face against the O-Ring seal of the fitting. Metric nut.
 - Requiring lower assembly torque than comparable fittings of similar operating pressure.
 - Short assembly tightening angle means much easier assembly in areas with poor access or little space.
 - Due to the design, quality checking prior to final assembly is simple and therefore reliable.
 - During maintenance, easier disassembly of hydraulic components without completely stripping the line.
 - Worldwide availability.

HMLO - Union



63 Parker PowerLine

Part number	Outside Diameter			
	Tube 1 inch	Tube 2 inch	Tube 1 mm	Tube 2 mm
4 HLO-S	1/4	1/4	6	6
6HMLOS	5/16, 3/8	5/16, 3/8	8, 10	8, 10
8HMLOS	1/2	1/2	12	12
10HMLOS	5/8	5/8	14, 15, 16	14, 15, 16
12HMLOS	3/4	3/4	18, 20	18, 20
16HMLOS	1	1	22, 25	22, 25
20 HLO-S	1 1/4	1 1/4	28, 30, 32	28, 30, 32
24 HLO-S	1 1/2	1 1/2	35, 38	35, 38

1 ELO - Union elbow



63 Parker Direct Link

Part number Steel	Tube Outside Diameter	
	inch	mm
4 ELO-S	1/4	6
6 ELO-S	5/16, 3/8	8, 10
8 ELO-S	1/2	12
10 ELO-S	5/8	14, 15, 16
12 ELO-S	3/4	18, 20
16 ELO-S	1	22, 25
20 ELO-S	1 1/4	28, 30, 32
24 ELO-S	1 1/2	35, 38

JMLO - Union tee



63 Parker Direct Link

Part number Steel	Tube Outside Diameter	
	inch	mm
4JMLOS	1/4	6
6 JLO-S	5/16, 3/8	8, 10
8JMLOS	1/2	12
10 JLO-S	5/8	14, 15, 16
12 JLO-S	3/4	18, 20
16 JLO-S	1	22, 25
20 JLO-S	1 1/4	28, 30, 32
24 JLO-S	1 1/2	35, 38

KLO - Union cross



63 Parker Direct Link

Part number Steel	Tube Outside Diameter	
	inch	mm
4 KLO-S	1/4	6
6 KLO-S	5/16, 3/8	8, 10
8 KLO-S	1/2	12
10 KLO-S	5/8	14, 15, 16
12 KLO-S	3/4	18, 20
16 KLO-S	1	22, 25
20 KLO-S	1 1/4	28, 30, 32

WMLO - Bulkhead union



63 Parker Direct Link

Part number Steel	Tube Outside Diameter	
	inch	mm
4 WLO-WLNL-S	1/4	6
6WMLOWLNMLS	5/16, 3/8	8, 10
8WMLOWLNMLS	1/2	12
10WMLOWLNMLS	5/8	14, 15, 16
12WMLOWLNMLS	3/4	18, 20
16WMLOWLNMLS	1	22, 25
20 WLO-WLNL-S	1 1/4	28, 30, 32
24 WLO-WLNL-S	1 1/2	35, 38

WLNML - Bulkhead locknut



63 Parker Direct Link

Part number Steel	Thread UN/UNF-2B
4WLNMLS	9/16-18
6WLNMLS	11/16-16
8WLNMLS	13/16-16
10WLNMLS	1-14
12WLNMLS	1 3/16-12
16WLNMLS	1 7/16-12
20 WLNL-S	1 11/16-12
24 WLNL-S	2-12

F50MLO - Male stud connector - UNF - O-Ring



63 Parker Direct Link

Part number Steel	Tube Outside Diameter		Thread UNF
	inch	mm	
4F50MLOS	1/4	6	7/16-20
4-5 F50LO-S	1/4	6	1/2-20
4-6F50MLOS	1/4	6	9/16-18
4-8 F50LO-S	1/4	6	3/4-16
6F50MLOS	5/16, 3/8	8, 10	9/16-18
6-4F50MLOS	5/16, 3/8	8, 10	7/16-20
6-5 F50LO-S	5/16, 3/8	8, 10	1/2-20
6-8F50MLOS	5/16, 3/8	8, 10	3/4-16
6-10F50MLOS	5/16, 3/8	8, 10	7/8-14
8F50MLOS	1/2	10	3/4-16
8-6F50MLOS	1/2	12	9/16-18
8-10F50MLOS	1/2	12	7/8-14
8-12F50MLOS	1/2	12	1 1/16-12
10F50MLOS	5/8	14, 15, 16	7/8-14
10-8F50MLOS	5/8	14, 15, 16	3/4-16
10-12F50MLOS	5/8	14, 15, 16	1 1/16-12
12F50MLOS	3/4	18, 20	1 1/16-12
12-8 F50LO-S	3/4	18, 20	3/4-16
12-10F50MLOS	3/4	18, 20	7/8-14
12-16F50MLOS	3/4	18, 20	1 5/16-12
16 F50LO-S	1	22, 25	1 5/16-12
16-12 F50LO-S	1	22, 25	1 1/16-12
16-20 F50LO-S	1	22, 25	1 5/8-12
20F50MLOS	1 1/4	28, 30, 32	1 5/8-12
20-16 F50LO-S	1 1/4	28, 30, 32	1 5/16-12
20-24 F50LO-S	1 1/4	28, 30, 32	1 7/8-12
24 F50LO-S	1 1/2	35, 38	1 7/8-12
24-20 F50LO-S	1 1/2	35, 38	1 5/8-12

1 C50MLO - Male stud elbow - UNF - O-Ring



63 Parker DirectLink

Part number Steel	Tube Outside Diameter		Thread UNF
	inch	mm	
4 C50LO-S	1/4	6	7/16-20
4-6C50MLOS	1/4	6	9/16-18
6C50MLOS	5/16, 3/8	8, 10	9/16-18
6-4 C50LO-S	5/16, 3/8	8, 10	7/16-20
6-8C50MLOS	5/16, 3/8	8, 10	3/4-14
6-10 C50LO-S	5/16, 3/8	8, 10	7/8-14
8C50MLOS	1/2	12	3/4-16
8-6 C50LO-S	1/2	12	9/16-18
8-10C50MLOS	1/2	12	7/8-14
8-12 C50LO-S	1/2	12	1 1/16-12
10C50MLOS	5/8	14, 15, 16	7/8-14
10-8 C50LO-S	5/8	14, 15, 16	3/4-16
10-12 C50LO-S	5/8	14, 15, 16	1 1/16-12
12C50MLOS	3/4	18, 20	1 1/16-12
12-10C50MLOS	3/4	18, 20	7/8-14
12-16 C50LO-S	3/4	18, 20	1 5/16-12
16 C50LO-S	1	22, 25	1 5/16-12
16-12 C50LO-S	1	22, 25	1 1/16-12
16-20 C50LO-S	1	22, 25	1 5/8-12
20 C50LO-S	1 1/4	28, 30, 32	1 5/8-12
20-24 C50LO-S	1 1/4	28, 30, 32	1 7/8-12
24 C50LO-S	1 1/2	35, 38	1 7/8-12
24-20 C50LO-S	1 1/2	35, 38	1 5/8-12

V50MLO - 45° male stud elbow - UNF - O-Ring



63 Parker DirectLink

Part number Steel	Tube Outside Diameter		Thread UNF
	inch	mm	
4V50MLOS	1/4	6	7/16-20
4-6 V50LO-S	1/4	6	9/16-18
6 V50LO-S	5/16, 3/8	8, 10	9/16-18
6-4 V50LO-S	5/16, 3/8	8, 10	7/16-20
6-8 V50LO-S	5/16, 3/8	8, 10	3/4-16
8V50MLOS	1/2	12	3/4-16
8-6 V50LO-S	1/2	12	9/16-18
8-10 V50LO-S	1/2	12	7/8-14
10 V50LO-S	5/8	14, 15, 16	7/8-14
10-8 V50LO-S	5/8	14, 15, 16	3/4-16
10-12 V50LO-S	5/8	14, 15, 16	1 1/16-12
12 V50LO-S	3/4	18, 20	1 1/16-12
12-10 V50LO-S	3/4	18, 20	7/8-14
12-16 V50LO-S	3/4	18, 20	1 5/16-12
16 V50LO-S	1	22, 25	1 5/16-12
16-20 V50LO-S	1	22, 25	1 5/8-12
20 V50LO-S	1 1/4	28, 30, 32	1 5/8-12
24 V50LO-S	1 1/2	35, 38	1 7/8-12

S50MLO - Male stud branch tee - UNF - O-Ring



63 Parker Direct Link

Part number Steel	Tube Outside Diameter		Thread UNF
	inch	mm	
4 S50LO-S	1/4	6	7/16-20
6S50MLOS	5/16, 3/8	8, 10	9/16-18
6-6-8 S50LO-S	5/16, 3/8	8, 10	3/4-16
8 S50LO-S	1/2	12	3/4-16
10 S50LO-S	5/8	14, 15, 16	7/8-14
12 S50LO-S	3/4	18, 20	1 1/16-12
16 S50LO-S	1	22, 25	1 5/16-12
20 S50LO-S	1 1/4	28, 30, 32	1 5/8-12
24 S50LO-S	1 1/2	35, 38	1 7/8-12

R50MLO - Male stud run tee - UNF - O-Ring



63 Parker Direct Link

Part number Steel	Tube Outside Diameter		Thread UNF
	inch	mm	
4 R50LO-S	1/4	6	7/16-20
6R50MLOS	5/16, 3/8	8, 10	9/16-18
8 R50LO-S	1/2	12	3/4-16
10 R50LO-S	5/8	14, 15, 16	7/8-14
12 R50LO-S	3/4	18, 20	1 1/16-12
16 R50LO-S	1	22, 25	1 5/16-12
20 R50LO-S	1 1/4	28, 30, 32	1 5/8-12
24 R50LO-S	1 1/2	35, 38	1 7/8-12

1 F42EDMLO - Male stud connector - BSPP - EOlastic seal

HYDRAULICS



63 Parker DirectLink

Part number Steel	Tube Outside Diameter		Thread BSPP
	inch	mm	
4F42EDMLOS	1/4	6	1/8
4-4F42EDMLOS	1/4	6	1/4
4-6F42EDMLOS	1/4	6	3/8
4-8F42EDMLOS	1/4	6	1/2
6F42EDMLOS	5/16, 3/8	8, 10	1/4
6-2F42EDMLOS	5/16, 3/8	8, 10	1/8
6-6F42EDMLOS	5/16, 3/8	8, 10	3/8
6-8F42EDMLOS	5/16, 3/8	8, 10	1/2
6-12F42EDMLOS	5/16, 3/8	8, 10	3/4
8F42EDMLOS	1/2	12	3/8
8-4F42EDMLOS	1/2	12	1/4
8-8F42EDMLOS	1/2	12	1/2
8-12F42EDMLOS	1/2	12	3/4
10F42EDMLOS	5/8	14, 15, 16	1/2
10-6F42EDMLOS	5/8	14, 15, 16	3/8
10-12F42EDMLOS	5/8	14, 15, 16	3/4
10-16F42EDMLOS	5/8	14, 15, 16	1
12F42EDMLOS	3/4	18, 20	3/4
12-8F42EDMLOS	3/4	18, 20	1/2
12-16F42EDMLOS	3/4	18, 20	1
16F42EDMLOS	1	22, 25	1
16-12F42EDMLOS	1	22, 25	3/4
16-20F42EDMLOS	1	22, 25	1 1/4
20F42EDMLOS	1 1/4	28, 30, 32	1 1/4
20-16F42EDMLOS	1 1/4	28, 30, 32	1
24F42EDMLOS	1 1/2	35, 38	1 1/2
24-20F42EDMLOS	1 1/2	35, 38	1 1/4

C40MLO - Male stud elbow - BSPP - O-Ring



63 Parker DirectLink

Part number Steel	Tube Outside Diameter		Thread BSPP
	inch	mm	
4C40MLOS	1/4	6	1/8
4-4C40MLOS	1/4	6	1/4
4-6C40MLOS	1/4	6	3/8
6C40MLOS	5/16, 3/8	8, 10	1/4
6-6C40MLOS	5/16, 3/8	8, 10	3/8
6-8C40MLOS	5/16, 3/8	8, 10	1/2
8C40MLOS	1/2	12	3/8
8-4C40MLOS	1/2	12	1/4
8-8C40MLOS	1/2	12	1/2
8-12C40MLOS	1/2	12	3/4
10C40MLOS	5/8	14, 15, 16	1/2
10-6C40MLOS	5/8	14, 15, 16	3/8
10-12C40MLOS	5/8	14, 15, 16	3/4
12C40MLOS	3/4	18, 20	3/4
12-8C40MLOS	3/4	18, 20	1/2
12-16C40MLOS	3/4	18, 20	1
16C40MLOS	1	22, 25	1
16-12C40MLOS	1	22, 25	3/4
20C40MLOS	1 1/4	28, 30, 32	1 1/4
20-16C40MLOS	1 1/4	28, 30, 32	1

F870MLO - Male stud connector - Metric - O-Ring - ISO 6149



63 Parker Direct Link

Part number Steel	Tube Outside Diameter		Thread Metric
	inch	mm	
4M12F870MLOS	1/4	6	M12x1.5
4M14F870MLOS	1/4	6	M14x1.5
6M12F870MLOS	5/16, 3/8	8, 10	M12x1.5
6M14F870MLOS	5/16, 3/8	8, 10	M14x1.5
6M16F870MLOS	5/16, 3/8	8, 10	M16x1.5
6M18F870MLOS	5/16, 3/8	8, 10	M18x1.5
8M14F870MLOS	1/2	12	M14x1.5
8M18F870MLOS	1/2	12	M18x1.5
8M22F870MLOS	1/2	12	M22x1.5
8M27F870MLOS	1/2	12	M27x2
10M18F870MLOS	5/8	14, 15, 16	M18x1.5
10M22F870MLOS	5/8	14, 15, 16	M22x1.5
12M22F870MLOS	3/4	18, 20	M22x1.5
12M27F870MLOS	3/4	18, 20	M27x2
12M33F870MLOS	3/4	18, 20	M33x2
16M33F870MLOS	1	22, 25	M33x2
20M42F870MLOS	1 1/4	28, 30, 32	M42x2
24M42F870MLOS	1 1/2	35, 38	M42x2
24M48F870MLOS	1 1/2	35, 38	M48x2

C870MLO - Male stud elbow - Metric - O-Ring - ISO 6149



63 Parker Direct Link

Part number Steel	Tube Outside Diameter		Thread Metric
	inch	mm	
4M12C870MLOS	1/4	6	M12x1.5
6M12C870MLOS	5/16, 3/8	8, 10	M12x1.5
6M14C870MLOS	5/16, 3/8	8, 10	M14x1.5
6M16C870MLOS	5/16, 3/8	8, 10	M16x1.5
8M14C870MLOS	1/2	12	M14x1.5
8M16C870MLOS	1/2	12	M16x1.5
8M18C870MLOS	1/2	12	M18x1.5
8M22C870MLOS	1/2	12	M22x1.5
10M18C870MLOS	5/8	14, 15, 16	M18x1.5
10M22C870MLOS	5/8	14, 15, 16	M22x1.5
12M22C870MLOS	3/4	18, 20	M22x1.5
12M27C870MLOS	3/4	18, 20	M27x2
16M33C870MLOS	1	22, 25	M33x2
20M42C870MLOS	1 1/4	28, 30, 32	M42x2
24M48C870MLOS	1 1/2	35, 38	M48x2

1 V87OMLO - 45° male stud elbow - Metric - O-Ring - ISO 6149

HYDRAULICS



63 Parker Direct Link

Part number Steel	Tube Outside Diameter		Thread Metric
	inch	mm	
4M12V87OMLOS	1/4	6	M12x1.5
6M16V87OMLOS	5/16, 3/8	8, 10	M16x1.5
8M18V87OMLOS	1/2	12	M18x1.5
10M22V87OMLOS	5/8	14, 15, 16	M22x1.5
12M27V87OMLOS	3/4	18, 20	M27x2
16M33V87OMLOS	1	22, 25	M33x2
20M42V87OMLOS	1 1/4	28, 30, 32	M42x2
24M48V87OMLOS	1 1/2	35, 38	M48x2

S87OMLO - Male stud branch tee - Metric - O-Ring - ISO 6149



63 Parker Direct Link

Part number Steel	Tube Outside Diameter		Thread Metric
	inch	mm	
4M12S87OMLOS	1/4	6	M12x1.5
6M16S87OMLOS	5/16, 3/8	8, 10	M16x1.5
8M18S87OMLOS	1/2	12	M18x1.5
10M22S87OMLOS	5/8	14, 15, 16	M22x1.5
12M27S87OMLOS	3/4	18, 20	M27x2
16M33S87OMLOS	1	22, 25	M33x2
20M42S87OMLOS	1 1/4	28, 30, 32	M42x2

R87OMLO - Male stud run tee - Metric - O-Ring - ISO 6149



63 Parker Direct Link

Part number Steel	Tube Outside Diameter		Thread Metric
	inch	mm	
4M12R87OMLOS	1/4	6	M12x1.5
6M16R87OMLOS	5/16, 3/8	8, 10	M16x1.5
8M18R87OMLOS	1/2	12	M18x1.5
10M22R87OMLOS	5/8	14, 15, 16	M22x1.5
12M27R87OMLOS	3/4	18, 20	M27x2
16M33R87OMLOS	1	22, 25	M33x2
20M42R87OMLOS	1 1/4	28, 30, 32	M42x2
24M48R87OMLOS	1 1/2	35, 38	M48x2

F82EDMLO - Male stud connector - Metric - EOlastic seal



63 Parker Direct Link

Part number Steel	Tube Outside Diameter		Thread Metric
	inch	mm	
4M10F82EDMLOS	1/4	6	M10x1
4M12F82EDMLOS	1/4	6	M12x1.5
4M14F82EDMLOS	1/4	6	M14x1.5
6M14F82EDMLOS	5/16, 3/8	8, 10	M14x1.5
6M16F82EDMLOS	5/16, 3/8	8, 10	M16x1.5
8M16F82EDMLOS	1/2	12	M16x1.5
8M18F82EDMLOS	1/2	12	M18x1.5
10M18F82EDMLOS	5/8	14, 15, 16	M18x1.5
10M22F82EDMLOS	5/8	14, 15, 16	M22x1.5
12M27F82EDMLOS	3/4	18, 20	M27x2
16M33F82EDMLOS	1	22, 25	M33x2
20M42F82EDMLOS	1 1/4	28, 30, 32	M42x2
24M48F82EDMLOS	1 1/2	35, 38	M48x2

C80MLO - Male stud elbow - Metric - O-Ring



63 Parker Direct Link

Part number Steel	Tube Outside Diameter		Thread Metric
	inch	mm	
4M12C80MLOS	1/4	6	M12x1.5
4M14C80MLOS	1/4	6	M14x1.5
6M16C80MLOS	5/16, 3/8	8, 10	M16x1.5
8M18C80MLOS	1/2	12	M18x1.5
10M22C80MLOS	5/8	14, 15, 16	M22x1.5
12M27C80MLOS	3/4	18, 20	M27x2
16M33C80MLOS	1	22, 25	M33x2
20M42C80MLOS	1 1/4	28, 30, 32	M42x2
24M48C80MLOS	1 1/2	35, 38	M48x2

AOEL6 - Swivel nut stud elbow - UNF - O-Ring



63 Parker Direct Link

Part number Steel	Tube Outside Diameter		Thread UNF
	inch	mm	
4 AOEL6-S	1/4	6	7/16-20
6 AOEL6-S	5/16, 3/8	8, 10	9/16-18
8 AOEL6-S	1/2	12	3/4-16
10 AOEL6-S	5/8	14, 15, 16	7/8-14
12 AOEL6-S	3/4	18, 20	1 1/16-12
16 AOEL6-S	1	22, 25	1 5/16-12
20 AOEL6-S	1 1/4	28, 30, 32	1 5/8-12
24 AOEL6-S	1 1/2	35, 38	1 7/8-12

1 C6MLO - Swivel nut elbow



63 Parker Direct Link

Part number Steel	Tube Outside Diameter		Thread UNF
	inch	mm	
4C6MLOS	1/4	6	9/16-18
6C6MLOS	5/16, 3/8	8, 10	11/16-16
8C6MLOS	1/2	12	13/16-16
10C6MLOS	5/8	14, 15, 16	1-14
12C6MLOS	3/4	18, 20	1 3/16-12
16C6MLOS	1	22, 25	1 7/16-12
20 C6LO-S	1 1/4	28, 30, 32	1 11/16-12
24 C6LO-S	1 1/2	35, 38	2-12

S6MLO - Swivel nut branch tee



63 Parker Direct Link

Part number Steel	Tube Outside Diameter		Thread UNF
	inch	mm	
4S6MLOS	1/4	6	9/16-18
6S6MLOS	5/16, 3/8	8, 10	11/16-16
8S6MLOS	1/2	12	13/16-16
10S6MLOS	5/8	14, 15, 16	1-14
12 S6LO-S	3/4	18, 20	1 3/16-12
16 S6LO-S	1	22, 25	1 7/16-12
20 S6LO-S	1 1/4	28, 30, 32	1 11/16-12
24 S6LO-S	1 1/2	35, 38	2-12

R6MLO - Swivel nut run tee



63 Parker Direct Link

Part number Steel	Tube Outside Diameter		Thread UNF
	inch	mm	
4R6MLOS	1/4	6	9/16-18
6R6MLOS	5/16, 3/8	8, 10	11/16-16
8R6MLOS	1/2	12	13/16-16
10R6MLOS	5/8	14, 15, 16	1-14
12 R6LO-S	3/4	18, 20	1 3/16-12
16 R6LO-S	1	22, 25	1 7/16-12
20 R6LO-S	1 1/4	28, 30, 32	1 11/16-12
24 R6LO-S	1 1/2	35, 38	2-12

F642EDML - Swivel male stud - BSPP - E0lastic seal



63 Parker Direct Link

Part number Steel	Tube Outside Diameter		Thread BSPP
	inch	mm	
4F642EDMLS	1/4	6	1/8
4-4F642EDMLS	1/4	6	1/4
6F642EDMLS	5/16, 3/8	8, 10	1/4
6-6F642EDMLS	5/16, 3/8	8, 10	3/8
8F642EDMLS	1/2	12	3/8
8-8F642EDMLS	1/2	12	1/2
10F642EDMLS	5/8	14, 15, 16	1/2
12F642EDMLS	3/4	18, 20	3/4
16F642EDMLS	1	22, 25	1
20F642EDMLS	1 1/4	28, 30, 32	1 1/4
24F642EDMLS	1 1/2	35, 38	1 1/2

TPL - Sleeve metric tubing



63 Parker Direct Link

Part number Steel	Tube Outside Diameter	
	mm	
TPLS6	6	
TPLS8	8	
TPLS10	10	
TPLS12-10	10	
TPLS12	12	
TPLS15	15	
TPLS16	16	
TPLS18	18	
TPLS20	20	
TPLS22	22	
TPLS25	25	
TPLS28	28	
TPLS30	30	
TPLS32	32	
TPLS35	35	
TPLS38	38	

TL - Braze sleeve metric tubing*



63 Parker Direct Link

Part number Steel	Tube Outside Diameter	
	mm	Size
TLS6	6	-04
TLS6-8	8	-04
TLS10-8	8	-06
TLS10	10	-06
TLS12	12	-08
TLS16	16	-10
TLS20-18	18	-12
TLS20	20	-12
TLS25	25	-16
TLS32-28	28	-20
TLS32-30	30	-20
TLS32	32	-20
TLS38	38	-24

*Parts delivered oil dipped finish only - steel.

1 TL* - Reducing braze sleeve inch tubing

HYDRAULICS



63 Parker Direct Link

Part number Steel	Tube Outside Diameter	
	inch	Size
6-4 TL-S	1/4	-06
8-4 TL-S	1/4	-08
8-6 TL-S	3/8	-08
10-4 TL-S	1/4	-10
10-6 TL-S	3/8	-10
10-8 TL-S	1/2	-10
12-4 TL-S	1/4	-12
12-6 TL-S	3/8	-12
12-8 TL-S	1/2	-12
12-10 TL-S	5/8	-12
12-14 TL-S	7/8	-12
16-8 TL-S	1/2	-16
16-10 TL-S	5/8	-16
16-12 TL-S	3/4	-16
16-14 TL-S	7/8	-16
20-12 TL-S	3/4	-20
20-16 TL-S	1	-20
24-16 TL-S	1	-24
24-20 TL-S	1 1/4	-24

*Parts delivered oil dipped finish only - steel.

BML - Metric nut



63 Parker Direct Link

Part number Steel	Tube Outside Diameter	
	inch	mm
4BMLS	1/4	6
6BMLS	5/16, 3/8	8, 10
8BMLS	1/2	12
10BMLS	5/8	14, 15, 16
12BMLS	3/4	18, 20
16BMLS	1	22, 25
20BMLS	1 1/4	28, 30, 32
24BMLS	1 1/2	35, 38

BL - Inch nut



63 Parker Direct Link

Part number Steel	Tube Outside Diameter	
	inch	mm
4 BL-S	1/4	6
6 BL-S	5/16, 3/8	8, 10
8 BL-S	1/2	12
10 BL-S	5/8	14, 15, 16
12 BL-S	3/4	18, 20
16 BL-S	1	22, 25
20 BL-S	1 1/4	28, 30, 32
24 BL-S	1 1/2	35, 38

TRMLO - Tube end reducer



63 Parker Direct Link

Part number Steel	Tube Outside Diameter		Thread
	inch	mm	UN/UNF-2A
6-4TRMLONS	3/8	10	9/16-18
8-4 TRLO-S	1/2	12	9/16-18
8-6TRMLONS	1/2	12	11/16-16
10-4 TRLO-S	5/8	16	9/16-18
10-6 TRLO-S	5/8	16	11/16-16
10-8 TRLO-S	5/8	16	13/16-16
12-4 TRLO-S	3/4	20	9/16-16
12-6 TRLO-S	3/4	20	11/16-16
12-8 TRLO-S	3/4	20	13/16-16
12-10TRMLONS	3/4	20	1-14
16-8 TRLO-S	1	25	13/16-16
16-10 TRLO-S	1	25	1-14
16-12 TRLON-S	1	25	1.3/16-12
20-12 TRLO-S	1 1/4	32	1.3/16-12
20-16 TRLON-S	1 1/4	32	1.7/16-12
24-16 TRLO-S	1 1/2	38	1.7/16-12
24-20 TRLO-S	1 1/2	38	1.11/16-12

1 XHLO - Conversion union Triple-Lok® to O-Lok®

HYDRAULICS



63 Parker Direct Link

Part number Steel	Tube Outside Diameter		Thread UN/UNF-2A	
	inch	mm	JIC	ORFS
4 XHLO-S	1/4	6	7/16-20	9/16-18
6 XHLO-S	5/16, 3/8	8, 10	9/16-18	1 1/16-16
8 XHLO-S	1/2	12	3/4-16	1 3/16-16
10 XHLO-S	5/8	14, 15, 16	7/8-14	1-14
12 XHLO-S	3/4	18, 20	1 1/16-12	1 3/16-12
16 XHLO-S	1	22, 25	1 5/16-12	1 7/16-12
20 XHLO-S	1 1/4	28, 30, 32	1 5/8-12	1 11/16-12
24 XHLO-S	1 1/2	35, 38	1 7/8-12	2-12

XHL6 - Conversion swivel nut connector Triple-Lok® to O-Lok®



63 Parker Direct Link

Part number Steel	Tube Outside Diameter		Thread UN/UNF-2A	
	inch	mm	JIC	ORFS
4 XHL6-S	1/4	6	7/16-20	9/16-18
6 XHL6-S	5/16, 3/8	8, 10	9/16-18	1 1/16-16
8 XHL6-S	1/2	12	3/4-16	1 3/16-16
10 XHL6-S	5/8	14, 15, 16	7/8-14	1-14
12 XHL6-S	3/4	18, 20	1 1/16-12	1 3/16-12
16 XHL6-S	1	22, 25	1 5/16-12	1 7/16-12

LOHX6 - Conversion swivel nut connector Triple-Lok® to O-Lok®



63 Parker Direct Link

Part number Steel	Tube Outside Diameter		Thread UN/UNF-2A	
	inch	mm	JIC	ORFS
4 LOHX6-S	1/4	6	7/16-20	9/16-18
6 LOHX6-S	5/16, 3/8	8, 10	9/16-18	1 1/16-16
8 LOHX6-S	1/2	12	3/4-16	1 3/16-16
10 LOHX6-S	5/8	14, 15, 16	7/8-14	1-14
12 LOHX6-S	3/4	18, 20	1 1/16-12	1 3/16-12
16 LOHX6-S	1	22, 25	1 5/16-12	1 7/16-12

LOHB3* - Braze connector



63 Parker Direct Link

Part number Steel	Tube Outside Diameter inch	Thread UNF
4 LOHB3-S	1/4	9/16-18
4-6 LOHB3-S	3/8	9/16-18
6 LOHB3-S	3/8	11/16-16
6-4 LOHB3-S	1/4	11/16-16
6-8 LOHB3-S	1/2	11/16-16
8 LOHB3-S	1/2	13/16-16
8-6 LOHB3-S	3/8	13/16-16
8-10 LOHB3-S	5/8	13/16-16
8-12 LOHB3-S	3/4	13/16-16
10 LOHB3-S	5/8	1-14
10-8 LOHB3-S	1/2	1-14
10-12 LOHB3-S	3/4	1-14
12 LOHB3-S	3/4	1 3/16-12
12-8 LOHB3-S	1/2	1 3/16-12
12-16 LOHB3-S	1	1 3/16-12
16 LOHB3-S	1	1 7/16-12
16-12 LOHB3-S	3/4	1 7/16-12
16-20 LOHB3-S	1 1/4	1 7/16-12
20 LOHB3-S	1 1/4	1 11/16-12
20-16 LOHB3-S	1	1 11/16-12
20-24 LOHB3-S	1 1/2	1 11/16-12
24 LOHB3-S	1 1/2	2-12
24-20 LOHB3-S	1 1/4	2-12

*Parts delivered oil dipped finish only - steel.

FNML - Cap



63 Parker Direct Link

Part number Steel	Thread UNF
4 FNL-S	9/16-18
6FNMLS	1 1/16-16
8FNMLS	1 3/16-16
10 FNL-S	1-14
12FNMLS	1 3/16-12
16FNMLS	1 7/16-12
20 FNL-S	1 11/16-12
24 FNL-S	2-12

1 O-Ring - NBR



63 Parker
PowerLok

Part number	Thread Metric
6-074-N552-9	M10X1
2-012-N552-9	M12X1.5
2-013-N552-9	M14X1.5
3-907-N552-9	M16X1.5
2-114-N552-9	M18X1.5
2-018-N552-9	M22X1.5
2-119-N552-9	M27X2
2-122-N552-9	M33X2
2-128-N552-9	M42X2
2-132-N552-9	M48X2

HYDRAULICS



PNMLO - Plug



63 Parker Direct Link

Part number Steel	Tube Outside Diameter	
	inch	mm
4 PNLO-S	1/4	6
6PNMLOS	5/16, 3/8	8, 10
8PNMLOS	1/2	12
10 PNLO-S	5/8	14, 15, 16
12 PNLO-S	3/4	18, 20
16 PNLO-S	1	22, 25
20 PNLO-S	1 1/4	28, 30, 32
24 PNLO-S	1 1/2	35, 38

TT4ML - Test point connector female - BSPP



63 Parker Direct Link

Part number Steel	Thread	
	BSPP	UN/UNF-2B
4TT4MLS	1/4	9/16-18
6TT4MLS	1/4	11/16-16
8TT4MLS	1/4	13/16-16
10TT4LS	1/4	-
12TT4LS	1/4	-
16TT4LS	1/4	-
20TT4LS	1/4	-
24TT4LS	1/4	-

TT8ML - Test point connector ORFS female swivel end - Metric female thread



63 Parker Direct Link

Part number	Thread	
	Metric	UN/UNF-2B
6TT8MLS	M10X1	11/16-16
8TT8MLS	M10X1	13/16-16
10TT8LS	M10X1	-
12TT8LS	M10X1	-
16TT8LS	M10X1	-
20TT8LS	M10X1	-
24TT8LS	M10X1	-

- Description:**
 - Ball bearing rotary fittings are used for operating pressures up to 350 bar. Favourable pressure/RPM ratio.
 - Wear-resistant annular piston seals.
- Construction:**
 - 8 different versions with one rotational axis.
 - Multiaxial rotary couplings on request.
 - Tube connections according to DIN 2353, series S.
- Material:**
 - Casing, body nut and progressive ring in steel or stainless steel.
- Operating pressure:**
 - Maximum 350 bar (peak pressure).
 - Male stud sealing by EOlastic seals of NBR.
 - Male stud with metric parallel or BSPP thread.
- Flow media:**
 - Hydraulic oils and oil-based mineral lubricants.
 - Also for hydraulic HETG and HEES.
 - Not suitable for corrosive and HFC fluids or gases.
- Surface:**
 - CF Cr(VI)-free surface.
- Product range:**
 - Series L tube outside diameter 6 to 35 mm.
 - Series S tube outside diameter 6 to 38 mm.

- Advantages:**
 - Compact maintenance-free construction, service-proved.
 - Low starting torque.
 - Wear-resistant annular piston seals.
 - Available with different anti-corrosion surfaces (Cr(VI)-free).
 - Avoidance of tight bend radii in hose assemblies.
 - More freedom for configuring the design of hydraulic systems.
 - Ideal solution for hose assemblies which move.
- Benefits:**
 - Prevent problems with torsion and small bend radii in hose assemblies.
 - Prolong the life of the hydraulic system.
 - Reduce maintenance and downtime costs.

DG-101 - Straight ball bearing rotary union - EO 24°



63 Parker Direct Link

Part number	Tube Outside Diameter mm
DG101/06SOMDCF	6
DG101/12SOMDCF	12
DG101/16SOMDCF	16

DG-103 - Elbow ball bearing rotary union - EO 24°



63 Parker Direct Link

Part number	Tube Outside Diameter mm
DG103/20SOMDCF	20
DG103/25SOMDCF	25
DG103/38SOMDCF	38

DG-104-R - Elbow male stud ball bearing rotary union - BSPP - EOlastic seal - EO 24°



63 Parker Direct Link

Part number	Tube Outside Diameter mm	Thread BSPP
DG104/06SRMDCF	6	1/4A
DG104/08SRMDCF	8	1/4A
DG104/12SRMDCF	12	3/8A
DG104/16SRMDCF	16	1/2A
DG104/20SRMDCF	20	3/4A
DG104/25SRMDCF	25	1A
DG104/30SRMDCF	30	1 1/4A
DG104/38SRMDCF	38	1 1/2A

DVGE-R - Straight male stud plain bearing rotary union - BSPP - EOlastic seal - EO 24°



63 Parker Direct Link

Part number	Tube Outside Diameter mm	Thread BSPP
DVGE06LROMDCF	6	1/4A
DVGE08LROMDCF	8	1/4A
DVGE10LROMDCF	10	3/8A
DVGE12LROMDCF	12	1/2A
DVGE15LROMDCF	15	3/4A
DVGE18LROMDCF	18	1A
DVGE22LROMDCF	22	1A
DVGE28LROMDCF	28	1 1/4A
DVGE35LROMDCF	35	1 1/2A
DVGE06SRMDCF	6	1/4A
DVGE08SRMDCF	8	1/4A
DVGE10SRMDCF	10	3/8A
DVGE12SRMDCF	12	1/2A
DVGE14SRMDCF	14	3/4A
DVGE16SRMDCF	16	3/4A
DVGE20SRMDCF	20	1A
DVGE25SRMDCF	25	1A
DVGE30SRMDCF	30	1 1/4A
DVGE38SRMDCF	38	1 1/2A

- Description:**
- EO weld nipples are used for applications where the advantages of the EO program are needed and the rigidity of a solid weld connection is required. EO weld nipples are traditionally used for heavy duty applications occurring, for example, in hydraulic presses, mining, steel mills and shipbuilding.
- Material:**
- Steel and stainless steel.
- Product range:**
- Series L 6 to 42 mm tube outside diameter.
 - Series S 6 to 38 mm tube outside diameter.
- Nominal pressure PN:**
- Series L up to 315 bar.
 - Series S up to 630 bar.

- Advantages:**
- Unlike bite type or flared fittings, dimensional tolerances and rough tube surfaces are not very critical.
 - An elastomeric seal forms the primary sealing element.
 - The O-Ring seal is assembled with a high initial compression.
 - Little danger of tube blow off if the fitting is not properly tightened.
 - Can be disassembled and reassembled many times. There is no wear or widening up of the vulnerable inner fitting cone.
 - By welding, small deviations on tube cutting or bending can be compensated.
 - Designed to be used for most popular welding processes.

- Benefits:**
- Leakfree sealing assured. Even low-viscosity media such as water or gas are hermetically sealed.
 - No retightening required even after years of operation under extreme operating conditions.
 - A loose joint shows excessive leakage before total failure.
 - Damaged O-Rings can easily be replaced.
 - In an additional rolling process this critical edge is smoothed out for increased vibration strength.
 - Tension-free pipework is not likely to fail even under extreme operating conditions.

AS - Weld connector - EO 24°



63 Parker Direct Link

Part number	Tube Outside Diameter mm	
Steel	Stainless Steel	
AS06LX	AS06L71X	6
AS08LX	AS08L71X	8
AS10LX	AS10L71X	10
AS12LX	AS12L71X	12
AS15LX	-	15
AS18LX	AS18L71X	18
AS22LX	AS22L71X	22
AS28LX	AS28L71X	28
AS35LX	AS35L71X	35
AS42LX	AS42L71X	42
AS06SX	-	6
AS08SX	-	8
AS10SX	-	10
AS12SX	-	12
AS14SX	-	14
AS16SX	-	16
AS20SX	-	20
AS25SX	-	25
AS30SX	-	30
AS38SX	-	38

WAS - Weld elbow - EO 24°



63 Parker Direct Link

Part number Steel	Tube Outside Diameter mm
WAS06LX	6
WAS08LX	8
WAS10LX	10
WAS12LX	12
WAS15LX	15
WAS18LX	18
WAS22LX	22
WAS28LX	28
WAS35LX	35
WAS42LX	42
WAS10SX	10
WAS12SX	12
WAS14SX	14
WAS16SX	16
WAS20SX	20
WAS25SX	25
WAS30SX	30
WAS38SX	38



1 **ESV - Weld bulkhead fitting - EO 24°**



63 Parker
Purotek LX

Part number Steel	Tube Outside Diameter mm
ESV06LX	6
ESV08LX	8
ESV10LX	10
ESV12LX	12
ESV15LX	15
ESV18LX	18
ESV22LX	22
ESV28LX	28
ESV35LX	35
ESV42LX	42
ESV06SX	6
ESV08SX	8
ESV10SX	10
ESV12SX	12
ESV14SX	14
ESV16SX	16
ESV20SX	20
ESV25SX	25
ESV30SX	30
ESV38SX	38

HYDRAULICS

SKA - Weld nipple - EO 24°



63 Powder
Direct Link

Part number Steel	Tube Outside Diameter mm
SKA06X1.5	6
SKA08X1.5	8
SKA08X2	8
SKA10X1	10
SKA10X1.5	10
SKA10X2	10
SKA12X1.5	12
SKA12X2	12
SKA12X2.5	12
SKA15X2	15
SKA15X2.5	15
SKA18X2.5	18
SKA22X2.5	22
SKA28X2.5	28
SKA28X3	28
SKA35X3.5	35
SKA35X4	35
SKA42X3	42
SKA42X4	42
SKA14X2	14
SKA14X3	14
SKA16X1.5	16
SKA16X2	16
SKA16X2.5	16
SKA16X3	16
SKA20X2	20
SKA20X2.5	20
SKA20X3	20
SKA20X3.5	20
SKA20X4	20
SKA25X3	25
SKA25X4	25
SKA25X5	25
SKA30X3	30
SKA30X4	30
SKA30X5	30
SKA30X6	30
SKA38X4	38
SKA38X5	38
SKA38X6	38



1 SKAR - Reducing weld nipple - EO 24°

HYDRAULICS



63 Parker PowerLink

Part number Steel	Tube Outside Diameter mm
SKAR10/06X1.5	10
SKAR10/08X1.5	10
SKAR10/08X2	10
SKAR12/08X2	12
SKAR12/10X1.5	12
SKAR16/10X2	16
SKAR16/12X2	16
SKAR16/12X2.5	16
SKAR20/12X2.5	20
SKAR20/16X2.5	20
SKAR20/16X3	20
SKAR25/12X2.5	25
SKAR25/16X3	25
SKAR25/20X2	25
SKAR25/20X2.5	25
SKAR25/20X3	25
SKAR25/20X4	25
SKAR30/16X2	30
SKAR30/25X3	30
SKAR30/25X4	30
SKAR38/16X2	38
SKAR38/20X2.5	38
SKAR38/25X3	38
SKAR38/25X4	38
SKAR38/30X4	38

SKA-RB - Tube bend weld nipple - EO 24°



63 Parker PowerLink

Part number Steel	Tube Outside Diameter mm
SKA10X2RB	10
SKA12X2.5RB	12
SKA16X3RB	16
SKA20X4RB	20
SKA25X4RB	25
SKA25X5RB	25
SKA30X4RB	30
SKA30X5RB	30
SKA38X5RB	38
SKA38X6RB	38

Description:	<ul style="list-style-type: none"> In addition to tube fittings, adaptors are needed to complete hydraulic circuits which perform different functions : <ul style="list-style-type: none"> Thread size adaptors to reduce or expand the existing thread. Thread conversion adaptors to change from one port thread to another to allow tube fitting or hose connections to be made. Hose end adaptors: hose to port, hose to hose etc. Blanking plugs.
Applications:	<ul style="list-style-type: none"> Adaptors are frequently used in maintenance situations, where equipment is used outside the region in which it was manufactured. For example, to convert BSPP threads from a European manufacturer to an American thread alternative, UNF or NPT.
Advantages:	<ul style="list-style-type: none"> SAE straight thread O-Ring connections offer high sealing reliability, especially in dynamic and shock loading applications. Design is extremely easy to assemble, even for less experienced workers. Design of shaped fittings incorporating adjustable SAE straight thread connections. The sealing and mechanical holding functions are separated.
Benefits:	<ul style="list-style-type: none"> O-Ring seal offers a wide tolerance of minor surface imperfections and damage. Infinite positioning of the port end. Aligning for tube and hose connections is much easier compared with tapered threads. The SAE straight thread male studs can be re-used many times simply by changing the O-Ring.

FFM - Male nipple - NPTF



63 Parker PowerLine

Part number Steel	Thread 1	Thread 2
	NPT/NPTF	
1/8 FF-S	1/8-27	1/8-27
1/4 X 1/8 FF-S	1/4-18	1/8-27
1/4FFMS	1/4-18	1/4-18
3/8 X 1/8 FF-S	3/8-18	1/8-27
3/8 X 1/4 FF-S	3/8-18	1/4-18
3/8 FF-S	3/8-18	3/8-18
1/2 X 1/4 FF-S	1/2-14	1/4-18
1/2 X 3/8 FF-S	1/2-14	3/8-18
1/2FFMS	1/2-14	1/2-14
3/4 X 1/4 FF-S	3/4-14	1/4-18
3/4 X 1/2 FF-S	3/4-14	1/2-14
3/4FFMS	3/4-14	3/4-14
1 FF-S	1-11 1/2	1-11 1/2
1 X 3/4 FF-S	1-11 1/2	3/4-14
1 1/4 X 1 FF-S	1 1/4-11 1/2	1-11 1/2
1 1/4 FF-S	1 1/4-11 1/2	1 1/4-11 1/2
1 1/2 FF-S	1 1/2-11 1/2	1 1/2-11 1/2
2 FF-S	2-11 1/2	2-11 1/2

1 CR - Male thread elbow - NPTF



63 Parker DirectLink

Part number Steel	Stainless Steel	Thread 1	Thread 2
		NPT/NPTF	
1/8 CR-S	1/8 CR-SS	1/8-27	1/8-27
1/4 CR-S	1/4 CR-SS	1/4-18	1/4-18
3/8 CR-S	3/8 CR-SS	3/8-18	3/8-18
3/8 X 1/4 CR-S	-	3/8-18	1/4-18
1/2 CR-S	1/2 CR-SS	1/2-14	1/2-14
1/2 X 3/8 CR-S	-	1/2-14	3/8-18
3/4 CR-S	3/4 CR-SS	3/4-14	3/4-14
3/4 X 1/2 CR-S	-	3/4-14	1/2-14
1 CR-S	1 CR-SS	1-11 1/2	1-11 1/2
1 1/4 CR-S	-	1 1/4-11 1/2	1 1/4-11 1/2
1 1/2 CR-S	1 1/2 CR-SS	1 1/2-11 1/2	1 1/2-11 1/2

RRS - Male thread tee - NPTF

Part number Steel	Stainless Steel	Thread NPTF
1/8 RRS-S	1/8 RRS-SS	1/8-27
1/4 RRS-S	1/4 RRS-SS	1/4-18
3/8 RRS-S	3/8 RRS-SS	3/8-18
1/2 RRS-S	1/2 RRS-SS	1/2-14
3/4 RRS-S	3/4 RRS-SS	3/4-14

63 Parker DirectLink

PTRM - Thread reducer - NPTF



63 Parker DirectLink

Part number Steel	Thread 1	Thread 2
	NPT/NPTF	
1/4 X 1/8 PTR-S	1/4-18	1/8-27
3/8 X 1/8 PTR-S	3/8-18	1/8-27
3/8 X 1/4 PTR-S	3/8-18	1/4-18
1/2 X 1/8 PTR-S	1/2-14	1/8-27
1/2 X 1/4 PTR-S	1/2-14	1/4-18
1/2 X 3/8 PTR-S	1/2-14	3/8-18
3/4 X 1/4 PTR-S	3/4-14	1/4-18
3/4 X 3/8 PTR-S	3/4-14	3/8-18
3/4 X 1/2 PTR-S	3/4-14	1/2-14
1 X 3/8 PTR-S	1-11 1/2	3/8-18
1 X 1/2 PTR-S	1-11 1/2	1/2-14
1 X 3/4 PTR-S	1-11 1/2	3/4-14
1 1/4 X 1/2 PTR-S	1 1/4-11 1/2	1/2-14
1 1/4 X 3/4 PTR-S	1 1/4-11 1/2	3/4-14
1 1/4 X 1 PTR-S	1 1/4-11 1/2	1-11 1/2
1 1/2 X 3/4 PTR-S	1 1/2-11 1/2	3/4-14
1 1/2 X 1 PTR-S	1 1/2-11 1/2	1-11 1/2
1 1/2 X 1 1/4 PTR-S	1 1/2-11 1/2	1 1/4-11 1/2
2 X 1 1/4 PTR-S	2-11 1/2	1 1/4-11 1/2

HYDRAULICS


FG - Thread expander - Adaptor - NPTF



63 Parker Direct Link

Part number Steel	Thread 1	Thread 2
	NPT/NPTF	
1/8 FG-S	1/8-27	1/8-27
1/4 X 1/8 FG-S	1/4-18	1/8-27
1/4 FG-S	1/4-18	1/4-18
3/8 X 1/8 FG-S	3/8-18	1/8-27
3/8 X 1/4 FG-S	3/8-18	1/4-18
3/8 FG-S	3/8-18	3/8-18
1/2 X 1/8 FG-S	1/2-14	1/8-27
1/2 X 1/4 FG-S	1/2-14	1/4-18
1/2 X 3/8 FG-S	1/2-14	3/8-18
1/2 FG-S	1/2-14	1/2-14
3/4 FG-S	3/4-14	3/4-14
3/4 X 1/4 FG-S	3/4-14	1/4-18
3/4 X 1/2 FG-S	3/4-14	1/2-14
1 FG-S	1-11 1/2	1-11 1/2
1 X 1/2 FG-S	1-11 1/2	1/2-14
1 X 3/4 FG-S	1-11 1/2	3/4-14
1 1/4 X 1 FG-S	1 1/4-11 1/2	1-11 1/2

CDM - Male-female thread elbow - NPTF



63 Parker Direct Link

Part number Steel	Stainless Steel	Thread 1	Thread 2
		NPT/NPTF	
1/8 CD-S	1/8 CD-SS	1/8-27	1/8-27
1/4CDMS	1/4 CD-SS	1/4-18	1/4-18
1/4 X 1/8 CD-S	-	1/4-18	1/8-27
3/8CDMS	3/8 CD-SS	3/8-18	3/8-18
3/8 X 1/4 CD-S	-	3/8-18	1/4-18
3/8 X 1/2 CD-S	-	3/8-18	1/2-14
1/2 CD-S	1/2 CD-SS	1/2-14	1/2-14
1/2 X 3/8 CD-S	-	1/2-14	3/8-18
1/2 X 3/4 CD-S	-	1/2-14	3/4-14
3/4 CD-S	3/4 CD-SS	3/4-14	3/4-14
3/4 X 1/2 CD-S	3/4 X 1/2 CD-SS	3/4-14	1/2-14
1 CD-S	1 CD-SS	1-11 1/2	1-11 1/2
1 1/4 CD-S	-	1 1/4-11 1/2	1 1/4-11 1/2
1 1/2 CD-S	-	1 1/2-11 1/2	1 1/2-11 1/2


CD45M - Male-female thread 45° elbow - NPTF



63 Parker PowerLink

Part number Steel	Stainless Steel	Thread 1	Thread 2
		NPT/NPTF	
1/8CD45MS	-	1/8-27	1/8-27
1/4 CD45-S	1/4 CD45-SS	1/4-18	1/4-18
3/8 CD45-S	3/8 CD45-SS	3/8-18	3/8-18
1/2 CD45-S	1/2 CD45-SS	1/2-14	1/2-14
3/4 CD45-S	3/4 CD45-SS	3/4-14	3/4-14
1 CD45-S	1 CD45-SS	1-11 1/2	1-11 1/2

1 MRO - Male-female thread tee - NPTF



63 Parker DirectLink

Part number	Steel	Stainless Steel	Thread 1	Thread 2
			NPT/NPTF	
1/8 MRO-S		1/8 MRO-SS	1/8-27	1/8-27
1/4 MRO-S		1/4 MRO-SS	1/4-18	1/4-18
3/8 MRO-S		3/8 MRO-SS	3/8-18	3/8-18
1/2 MRO-S		1/2 MRO-SS	1/2-14	1/2-14
3/4 MRO-S		3/4 MRO-SS	3/4-14	3/4-14
1 MRO-S		1 MRO-SS	1-11 1/2	1-11 1/2

MMS - Male-female thread tee - NPTF



63 Parker DirectLink

Part number	Steel	Stainless Steel	Thread 1	Thread 2
			NPT/NPTF	
1/8 MMS-S		-	1/8-27	1/8-27
1/4 MMS-S		1/4 MMS-SS	1/4-18	1/4-18
3/8 MMS-S		3/8 MMS-SS	3/8-18	3/8-18
1/2 MMS-S		1/2 MMS-SS	1/2-14	1/2-14
3/4 MMS-S		3/4 MMS-SS	3/4-14	3/4-14
1 MMS-S		-	1-11 1/2	1-11 1/2

HYDRAULICS

GG - Female thread coupling - NPTF



63 Parker Direct Link

Part number		Thread 1	Thread 2
Steel	Stainless Steel	NPT/NPTF	
1/8 GG-S	1/8 GG-SS	1/8-27	1/8-27
1/4 X 1/8 GG-S	-	1/4-18	1/8-27
1/4 GG-S	1/4 GG-SS	1/4-18	1/4-18
3/8 X 1/8 GG-S	-	3/8-18	1/8-27
3/8 X 1/4 GG-S	-	3/8-18	1/4-18
3/8 GG-S	3/8 GG-SS	3/8-18	3/8-18
1/2 X 1/4 GG-S	1/2X1/4 GG-S	1/2-14	1/4-18
1/2 X 3/8 GG-S	1/2X3/8 GG-S	1/2-14	3/8-18
1/2 GG-S	1/2 GG-SS	1/2-14	1/2-14
3/4 X 1/2 GG-S	-	3/4-14	1/2-14
3/4 GG-S	3/4 GG-SS	3/4-14	3/4-14
1 GG-S	1 GG-SS	1-11 1/2	1-11 1/2
1 1/4 GG-S	-	1 1/4-11 1/2	1 1/4-11 1/2
1 1/2 GG-S	-	1 1/2-11 1/2	1 1/2-11 1/2

DDM - Female thread elbow - NPTF



63 Parker Direct Link

Part number		Thread
Steel	Stainless Steel	NPTF
1/8 DD-S	1/8 DD-SS	1/8-27
1/4 DD-S	1/4 DD-SS	1/4-18
3/8DDMS	3/8DDMSS	3/8-18
1/2DDMS	1/2DDMSS	1/2-14
3/4 DD-S	3/4 DD-SS	3/4-14
1 DD-S	1 DD-SS	1-11 1/2
1 1/4 DD-S	11/4 DD-SS	1 1/4-11 1/2
1 1/2 DD-S	11/2 DD-SS	1 1/2-11 1/2

DD45 - Female thread 45° elbow - NPTF



63 Parker Direct Link

Part number		Thread
Steel	Stainless Steel	NPTF
1/4 DD45-S	1/4 DD45-SS	1/4-18
3/8 DD45-S	3/8 DD45-SS	3/8-18
1/2 DD45-S	1/2 DD45-SS	1/2-14
3/4 DD45-S	3/4 DD45-SS	3/4-14
1 DD45-S	1 DD45-SS	1-11 1/2

1 MMO - Female thread tee - NPTF



63 Parker DirectLink

Part number		Thread
Steel	Stainless Steel	NPTF
1/8 MMO-S	1/8 MMO-SS	1/8-27
1/4 MMO-S	1/4 MMO-SS	1/4-18
3/8 MMO-S	3/8 MMO-SS	3/8-18
1/2 MMO-S	1/2 MMO-SS	1/2-14
3/4 MMO-S	3/4 MMO-SS	3/4-14
1 MMO-S	1 MMO-SS	1-11 1/2
1 1/4 MMO-S	-	1 1/4-11 1/2
1 1/2 MMO-S	-	1 1/2-11 1/2

KMMOO - Female thread cross - NPTF



63 Parker DirectLink

Part number		Thread
Steel	Stainless Steel	NPTF
1/8 KMMOO-S	1/8 KMMOO-SS	1/8-27
1/4 KMMOO-S	1/4 KMMOO-SS	1/4-18
3/8 KMMOO-S	3/8 KMMOO-SS	3/8-18
1/2 KMMOO-S	1/2 KMMOO-SS	1/2-14
3/4 KMMOO-S	3/4 KMMOO-SS	3/4-14
1 KMMOO-S	1 KMMOO-SS	1-11 1/2

HP - Hexagon head plug - NPTF



63 Parker DirectLink

Part number		Thread
Steel	Stainless Steel	NPTF
1/8 HP-S	1/8HPMSS	1/8-27
1/4 HP-S	1/4HPMSS	1/4-18
3/8 HP-S	3/8HPMSS	3/8-18
1/2 HP-S	1/2HPMSS	1/2-14
3/4 HP-S	3/4HPMSS	3/4-14
1 HP-S	1HPMSS	1-11 1/2
1 1/4 HP-S	1 1/4HPMSS	1 1/4-11 1/2
1 1/2 HP-S	1 1/2HPMSS	1 1/2-11 1/2

HHP - Hexagon socket plug - NPTF



63 Parker DirectLink

Part number		Thread
Steel	Stainless Steel	NPTF
1/16 HHP-S	1/16 HHP-SS	1/16-27
1/8 HHP-S	1/8 HHP-SS	1/8-27
1/4 HHP-S	1/4 HHP-SS	1/4-18
3/8 HHP-S	3/8 HHP-SS	3/8-18
1/2 HHP-S	1/2 HHP-SS	1/2-14
3/4 HHP-S	3/4 HHP-SS	3/4-14
1 HHP-S	1 HHP-SS	1-11 1/2

F50G - Male-female thread adaptor - UNF



63 Parker Direct Link

Part number	Steel	Stainless Steel	Thread	
			NPTF	UN/UNF-2A
6-1/4 F50G-S		6-1/4 F50G-SS	1/4-18	9/16-18
8-1/4 F50G-S		8-1/4 F50G-SS	1/4-18	3/4-16
8-3/8 F50G-S		8-3/8 F50G-SS	3/8-18	3/4-16
8-1/2 F50G-S		8-1/2 F50G-SS	1/2-14	3/4-16
10-1/4 F50G-S		10-1/4 F50G-SS	1/4-18	7/8-14
10-3/8 F50G-S		10-3/8 F50G-SS	3/8-18	7/8-14
10-1/2 F50G-S		10-1/2 F50G-SS	1/2-14	7/8-14
10-3/4 F50G-S		-	3/4-14	7/8-14
12-1/2 F50G-S		12-1/2 F50G-SS	1/2-14	1 1/16-12
12-3/4 F50G-S		12-3/4 F50G-SS	3/4-14	1 1/16-12
14-1/2 F50G-S		-	1/2-14	1.3/16-12
14-3/4 F50G-S		-	3/4-14	1.3/16-12
16-1/2 F50G-S		16-1/2 F50G-SS	1/2-14	1 5/16-12
16-3/4 F50G-S		16-3/4 F50G-SS	3/4-14	1 5/16-12
16-1 F50G-S		16-1 F50G-SS	1-11 1/2	1 5/16-12
20-1 F50G-S		20-1 F50G-SS	1-11 1/2	1 5/8-12
20-1 1/4 F50G-S		-	1 1/4-11 1/2	1 5/8-12
24-1 F50G-S		24-1 F50G-SS	1-11 1/2	1 7/8-12
24-1 1/2 F50G-S		-	1 1/2-11 1/2	1 7/8-12

AOEG - Male elbow UNF to female NPT



63 Parker Direct Link

Part number	Thread	
	UNF	NPTF
8-3/8 AOEG-S	3/4-16	3/8-18
10-1/2 AOEG-S	7/8-14	1/2-14
12-3/4 AOEG-S	1 1/16-12	3/4-14
16-1 AOEG-S	1 5/16-12	1-11 1/2



1 F50G5 - Thread reducer/expander - UNF

HYDRAULICS



63 Parker Direct Link

Part number Steel	Stainless Steel	Thread	
		UN/UNF-2A	UN/UNF-2B
4-6 F50G5-S	4-6 F50G5-SS	7/16-20	9/16-18
6-4 F50G5-S	6-4 F50G5-SS	9/16-18	7/16-20
6-8 F50G5-S	6-8 F50G5-SS	9/16-18	3/4-16
8-6 F50G5-S	8-6 F50G5-SS	3/4-16	9/16-18
8-10 F50G5-S	8-10 F50G5-SS	3/4-16	7/8-14
10-6 F50G5-S	10-6 F50G5-SS	7/8-14	9/16-18
10-8 F50G5-S	10-8 F50G5-SS	7/8-14	3/4-16
10-12 F50G5-S	10-12 F50G5-SS	7/8-14	1 1/16-12
12-8 F50G5-S	12-8 F50G5-SS	1 1/16-12	3/4-16
12-10 F50G5-S	12-10 F50G5-SS	1 1/16-12	7/8-14
12-16 F50G5-S	12-16 F50G5-SS	1 1/16-12	1 5/16-12
16-8 F50G5-S	16-8 F50G5-SS	1 5/16-12	3/4-16
16-10 F50G5-S	-	1 5/16-12	7/8-14
16-20 F50G5-S	-	1 5/16-12	1 5/8-12
20-12 F50G5-S	20-12 F50G5-SS	1 5/8-12	1 1/16-12
20-16 F50G5-S	20-16 F50G5-SS	1 5/8-12	1 5/16-12
24-12 F50G5-S	24-12 F50G5-SS	1 7/8-12	1 1/16-12
24-16 F50G5-S	24-16 F50G5-SS	1 7/8-12	1 5/16-12
24-20 F50G5-S	24-20 F50G5-SS	1 7/8-12	1 5/8-12

P50N - Hexagon head plug - UNF



63 Parker Direct Link

Part number Steel	Thread
	UN/UNF-2A
2 P50N-S	5/16-24
3 P50N-S	3/8-24
4 P50N-S	7/16-20
5 P50N-S	1/2-20
6 P50N-S	9/16-18
8 P50N-S	3/4-16
10 P50N-S	7/8-14
12 P50N-S	1 1/16-12
14 P50N-S	1.3/16-12
16 P50N-S	1 5/16-12
20 P50N-S	1 5/8-12
24 P50N-S	1 7/8-12
32 P50N-S	2.1/2-12

HP50N - Hexagon socket plug - UNF



63 Parker Direct Link

Part number	Steel	Stainless Steel	Thread
2 HP50N-S	-	-	5/16-24
3 HP50N-S	-	-	3/8-24
4 HP50N-S	4 HP50N-SS	-	7/16-20
5 HP50N-S	-	-	1/2-20
6 HP50N-S	6 HP50N-SS	-	9/16-18
8 HP50N-S	8 HP50N-SS	-	3/4-16
10 HP50N-S	10 HP50N-SS	-	7/8-14
12 HP50N-S	12HP50N-SS	-	1 1/16-12
14 HP50N-S	14 HP50N-SS	-	1.3/16-12
16 HP50N-S	16 HP50N-SS	-	1 5/16-12
20 HP50N-S	20 HP50N-SS	-	1 5/8-12
24 HP50N-S	24 HP50N-SS	-	1 7/8-12

1 F40HG5 - Adaptor male thread BSPP - Female UNF



63 Parker
Direct Link

Part number	Thread	
	BSPP	UN/UNF-2B
1/8-4F40HG5S	1/8-28	7/16-20
1/4-6F40HG5S	1/4-19	9/16-18
3/8-6F40HG5S	3/8-19	9/16-18
3/8-8F40HG5S	3/8-19	3/4-16
1/2-10F40HG5S	1/2-14	7/8-14
3/4-12F40HG5S	3/4-14	1 1/16-12
1-16F40HG5S	1-11	1 5/16-12
1 1/4-20F40HG5S	1 1/4-11	1 5/8-12

F80HG5 - Male-female thread adaptor - Male metric - Female UNF



63 Parker
Direct Link

Part number	Thread	
	Metric	UN/UNF-2B
M10-4F80HG5S	M10X1	7/16-20
M14-6F80HG5S	M14X1.5	9/16-18
M16-8F80HG5S	M16X1.5	3/4-16
M22-10F80HG5S	M22X1.5	7/8-14

HYDRAULICS

HMK4 - Union - 60° cone - BSPP



63 Parker
Direct Line

Part number Steel	Thread 1	Thread 2
	BSPP	
2HMK4S	1/8	1/8
4-2HMK4S	1/4	1/8
4HMK4S	1/4	1/4
6-4HMK4S	3/8	1/4
6HMK4S	3/8	3/8
8-4HMK4S	1/2	1/4
8-6HMK4S	1/2	3/8
8HMK4S	1/2	1/2
10-8HMK4S	5/8	1/2
10HMK4S	5/8	5/8
12-6HMK4S	3/4	3/8
12-8HMK4S	3/4	1/2
12-10HMK4S	3/4	5/8
12HMK4S	3/4	3/4
16-8HMK4S	1	1/2
16-12HMK4S	1	3/4
16HMK4S	1	1
20-16HMK4S	1 1/4	1
20HMK4S	1 1/4	1 1/4
24-16HMK4S	1 1/2	1
24-20HMK4S	1 1/2	1 1/4
24HMK4S	1 1/2	1 1/2
32-24HMK4S	2	1 1/2
32HMK4S	2	2

F3MK4 - Male stud connector - BSPP 60° cone (ISO 8434-6) - BSPP - Male BSPT (ISO 7)



63 Parker
Direct Line

Part number Steel	Thread	
	BSPP	BSPT
4-4F3MK4S	1/4	1/4
4F3MK4S	1/4	1/8
4-6F3MK4S	1/4	3/8
6-6F3MK4S	3/8	3/8
6-8F3MK4S	3/8	1/2
6F3MK4S	3/8	1/4
8-8F3MK4S	1/2	1/2
8F3MK4S	1/2	3/8
10F3MK4S	5/8	1/2
10-12F3MK4S	5/8	3/4
12-8F3MK4S	3/4	1/2
12F3MK4S	3/4	3/4
12-16F3MK4S	3/4	1
16-12F3MK4S	1	3/4
16F3MK4S	1	1
20F3MK4S	1 1/4	1 1/4
24F3MK4S	1 1/2	1 1/2

1 F6MK4 - Swivel male stud - 60° cone - BSPP



63 Parker
Direct Link

Part number Steel	Thread 1	Thread 2
	BSPP	
4-F6MK4S	1/4	1/4
6-4F6MK4S	3/8	1/4
6-6F6MK4S	3/8	3/8
8-6F6MK4S	1/2	3/8
8-8F6MK4S	1/2	1/2
12-8F6MK4S	3/4	1/2
12-12F6MK4S	3/4	3/4
16-16F6MK4S	1	1

C6MK4 - Swivel nut elbow - 60° cone - BSPP



63 Parker
Direct Link

Part number Steel	Thread BSPP
4C6MK4S	1/4
6C6MK4S	3/8
8C6MK4S	1/2
10C6MK4S	5/8
12C6MK4S	3/4
16C6MK4S	1

FNMK4 - Cap - 60° cone - BSPP



63 Parker
Direct Link

Part number Steel	Thread BSPP
4FNMK4S	1/4
6FNMK4S	3/8
8FNMK4S	1/2
10FNMK4S	5/8
12FNMK4S	3/4
16FNMK4S	1
20FNMK4S	1 1/4
24FNMK4S	1 1/2

PNMK4 - Plug - 60° cone - BSPP




63 Parker
Direct Link

Part number Steel	Thread BSPP
2PNMK4S	1/8
4PNMK4S	1/4
6PNMK4S	3/8
8PNMK4S	1/2
10PNMK4S	5/8
12PNMK4S	3/4
16PNMK4S	1
20PNMK4S	1 1/4
24PNMK4S	1 1/2

HYDRAULICS

GG44M - Female thread coupling BSPP



63 Parker Direct Link

Part number Steel	Thread BSPP
1/8GG44MS	1/8
1/4GG44MS	1/4
3/8GG44MS	3/8
1/2GG44MS	1/2
3/4GG44MS	3/4
1GG44MS	1

MM0444M - Female thread tee BSPP



63 Parker PowerLink

Part number Steel	Thread BSPP
1/4MM0444MS	1/4
3/8MM0444MS	3/8
1/2MM0444MS	1/2
3/4MM0444MS	3/4
1MM0444MS	1

FF33M - Male nipple BSPT



63 Parker PowerLink

Part number Steel	Thread 1	Thread 2
	BSPT	
1/8FF33MS	1/8	1/8
1/4X1/8FF33MS	1/4	1/8
1/4FF33MS	1/4	1/4
3/8X1/4FF33MS	3/8	1/4
3/8FF33MS	3/8	3/8
1/2X3/8FF33MS	1/2	3/8
1/2FF33MS	1/2	1/2
3/4X1/2FF33MS	3/4	1/2
3/4FF33MS	3/4	3/4
1X3/4FF33MS	1	3/4

1 0107 - Swivel male stud NPTF - Female NPSM



63 Parker DirectLink

Part number Steel	Thread	
	NPTF	NPSM
0107-2-2	1/8-27	1/8-27
0107-2-4	1/8-27	1/4-18
0107-4-4	1/4-18	1/4-18
0107-4-6	1/4-18	3/8-18
0107-4-8	1/4-18	1/2-14
0107-6-4	3/8-18	1/4-18
0107-6-6	3/8-18	3/8-18
0107-6-8	3/8-18	1/2-14
0107-8-6	1/2-14	3/8-18
0107-8-8	1/2-14	1/2-14
0107-8-12	1/2-14	3/4-14
0107-12-8	3/4-14	1/2-14
0107-12-12	3/4-14	3/4-14
0107-12-16	3/4-14	1-11 1/2
0107-16-12	1-11 1/2	3/4-14
0107-16-16	1-11 1/2	1-11 1/2
0107-16-20	1-11 1/2	1 1/4-11 1/2
0107-20-20	1 1/4-11 1/2	1 1/4-11 1/2
0107-24-24	1 1/2-11 1/2	1 1/2-11 1/2
0107-32-32	2-11 1/2	2-11 1/2

2107 - Swivel male elbow NPTF - Female NPSM



63 Parker DirectLink

Part number Steel	Thread	
	NPTF	NPSM
2107-2-2	1/8-27	1/8-27
2107-4-4	1/4-18	1/4-18
2107-4-6	1/4-18	3/8-1/8
2107-6-4	3/8-18	1/4-18
2107-6-6	3/8-18	3/8-1/8
2107-6-8	3/8-18	1/2-14
2107-8-6	1/2-14	3/8-1/8
2107-8-8	1/2-14	1/2-14
2107-8-12	1/2-14	3/4-14
2107-12-6	3/4-14	3/8-1/8
2107-12-8	3/4-14	1/2-14
2107-12-12	3/4-14	3/4-14
2107-16-12	1-11 1/2	3/4-14
2107-16-16	1-11 1/2	1-11 1/2
2107-20-20	1 1/4-11 1/2	1 1/4-11 1/2
2107-24-24	1 1/2-11 1/2	1 1/2-11 1/2
2107-32-32	2-11 1/2	2-11 1/2

HYDRAULICS

3107 - Swivel male 45° elbow NPTF - Female NPSM



63 Parker Direct Link

Part number	Thread	
	NPTF	NPSM
3107-2-2	1/8-27	1/8-27
3107-4-4	1/4-18	1/4-18
3107-6-6	3/8-18	3/8-1/8
3107-8-6	1/2-14	3/8-1/8
3107-8-8	1/2-14	1/2-14
3107-12-8	3/4-14	1/2-14
3107-12-12	3/4-14	3/4-14
3107-16-12	1-11 1/2	3/4-14
3107-16-16	1-11 1/2	1-11 1/2
3107-20-20	1 1/4-11 1/2	1 1/4-11 1/2
3107-24-24	1 1/2-11 1/2	1 1/2-11 1/2
3107-32-32	2-11 1/2	2-11 1/2

0207 - Female connector NPTF - Female NPSM



63 Parker Direct Link

Part number	Thread	
	NPTF	NPSM
0207-2-2	1/8-27	1/8-27
0207-4-4	1/4-18	1/4-18
0207-6-4	3/8-18	1/4-18
0207-6-6	3/8-18	3/8-18
0207-8-8	1/2-14	1/2-14
0207-12-12	3/4-14	3/4-14
0207-16-16	1-11 1/2	1-11 1/2
0207-20-20	1 1/4-11 1/2	1 1/4-11 1/2
0207-24-24	1 1/2-11 1/2	1 1/2-11 1/2
0207-32-32	2-11 1/2	2-11 1/2

2207 - Female elbow NPTF - Female NPSM



63 Parker Direct Link

Part number	Thread	
	NPTF	NPSM
2207-2-2	1/8-27	1/8-27
2207-4-4	1/4-18	1/4-18
2207-6-6	3/8-18	3/8-1/8
2207-8-8	1/2-14	1/2-14
2207-12-12	3/4-14	3/4-14
2207-16-16	1-11 1/2	1-11 1/2
2207-20-20	1 1/4-11 1/2	1 1/4-11 1/2
2207-24-24	1 1/2-11 1/2	1 1/2-11 1/2

1 0507 - Swivel male stud UN/UNF - Female NPSM



63 Parker Direct Link

Part number Steel	Thread	
	NPSM	UN/UNF-2A
0507-4-4	1/4-18	7/16-20
0507-6-4	1/4-18	9/16-18
0507-6-6	3/8-18	9/16-18
0507-6-8	1/2-14	9/16-18
0507-8-6	3/8-18	3/4-16
0507-8-8	1/2-14	3/4-16
0507-8-12	3/4-14	3/4-16
0507-10-8	1/2-14	7/8-14
0507-12-8	1/2-14	1 1/16-12
0507-12-12	3/4-14	1 1/16-12
0507-16-16	1-11 1/2	1 5/16-12
0507-20-20	1 1/4-11 1/2	1 5/8-12

3507 - Swivel male 45° elbow UNF - Female NPSM



63 Parker Direct Link

Part number Steel	Thread	
	NPSM	UN/UNF-2A
3507-4-4	1/4-18	7/16-20
3507-6-6	3/8-18	9/16-18
3507-8-6	3/8-18	3/4-16
3507-8-8	1/2-14	3/4-16
3507-8-12	3/4-14	3/4-16
3507-10-8	1/2-14	7/8-14
3507-12-12	3/4-14	1 1/16-12
3507-16-16	1-11 1/2	1 5/16-12


2507 - Swivel male elbow UNF - Female NPSM



63 Parker Direct Link

Part number Steel	Thread	
	NPSM	UN/UNF-2A
2507-4-4	1/4-18	7/16-20
2507-6-4	1/4-18	9/16-18
2507-6-6	3/8-18	9/16-18
2507-8-6	3/8-18	3/4-16
2507-8-8	1/2-14	3/4-16
2507-8-12	3/4-14	3/4-16
2507-10-6	3/8-18	7/8-14
2507-10-8	1/2-14	7/8-14
2507-10-12	3/4-14	7/8-14
2507-12-8	1/2-14	1 1/16-12
2507-12-12	3/4-14	1 1/16-12
2507-16-16	1-11 1/2	1 5/16-12
2507-20-20	1 1/4-11 1/2	1 5/8-12

F3T4 - Male stud connector BSPT - JIS BSPP 60° cone



63 Parker Direct Link

Part number Steel	Thread	
	BSPP	BSPT
4F3T4S	1/4	1/4
4-6F3T4S	1/4	3/8
6-4F3T4S	3/8	1/4
6F3T4S	3/8	3/8
8-6F3T4S	1/2	3/8
8F3T4S	1/2	1/2
12F3T4S	3/4	3/4
16F3T4S	1	1

C3T4 - Male elbow BSPT - JIS BSPP 60° cone



63 Parker Direct Link

Part number Steel	Thread	
	BSPP	BSPT
4C3T4S	1/4	1/4
6C3T4S	3/8	3/8
8C3T4S	1/2	1/2
12C3T4S	3/4	3/4
16C3T4S	1	1

HMP4 - Union JIS BSPP 60° cone



63 Parker Direct Link

Part number Steel	Thread
	BSPP
4HP4S	1/4
6HP4S	3/8
8HP4S	1/2
12HP4S	3/4
16HP4S	1

V3T4 - Male 45° elbow BSPT - JIS BSPP 60° cone



63 Parker Direct Link

Part number Steel	Thread	
	BSPP	BSPT
4V3T4S	1/4	1/4
6V3T4S	3/8	3/8
8V3T4S	1/2	1/2
12V3T4S	3/4	3/4
16V3T4S	1	1

1 HP46 - Swivel female union - JIS BSPP 60° cone



63 Parker DirectLink

Part number	Thread	
	BSPP	BSPT
4HP46S	1/4	
6HP46S	3/8	
8HP46S	1/2	
12HP46S	3/4	

F3P4 - Male stud connector BSPT - JIS BSPP 60° cone



63 Parker DirectLink

Part number	Thread	
	BSPP	BSPT
4F3P4S	1/4	1/4
6F3P4S	3/8	3/8
8F3P4S	1/2	1/2
12F3P4S	3/4	3/4
16F3P4S	1	1

C3P4 - Male 90° elbow BSPT - JIS BSPP 60° cone



63 Parker DirectLink

Part number	Thread	
	BSPP	BSPT
4C3P4S	1/4	1/4
6C3P4S	3/8	3/8
8C3P4S	1/2	1/2
12C3P4S	3/4	3/4
16C3P4S	1	1

V3P4 - Male 45° elbow BSPT - JIS BSPP 60° cone



63 Parker DirectLink

Part number	Thread	
	BSPP	BSPT
4V3P4S	1/4	1/4
6V3P4S	3/8	3/8
8V3P4S	1/2	1/2
12V3P4S	3/4	3/4

HYDRAULICS

F63P4 - Swivel male stud - JIS BSPP 60° cone swivel female end (JIS B8363) - Male BSPT (ISO 7)



63 Parker Direct Link

Part number	Thread	
	BSPP	BSPT
4F63P4S	1/4	1/4
6F63P4S	3/8	3/8
8F63P4S	1/2	1/2
12F63P4S	3/4	3/4

G63P4 - Female swivel connector BSPT - JIS BSPP 60° cone



63 Parker Direct Link

Part number	Thread	
	BSPP	BSPT
4G63P4S	1/4	1/4
6G63P4S	3/8	3/8
8G63P4S	1/2	1/2
12G63P4S	3/4	3/4
16G63P4S	1	1

G3P4 - Female stud connector - BSPT - JIS BSPP 60° cone



63 Parker Direct Link

Part number	Thread	
	BSPP	BSPT
4G3P4S	1/4	1/4
6G3P4S	3/8	3/8
8G3P4S	1/2	1/2
12G3P4S	3/4	3/4
16G3P4S	1	1



Description:

- All Parker flange fittings, except for those with a square mounting hole pattern, are designed to conform to O-Ring groove, bolt holes and bolt pattern dimensions of either code 61 or code 62 of SAE J518 and ISO 6162-1 or ISO 6162-2.
- The flange adapters and 4 bolt flange block fittings have O-Ring grooves conforming to dimensions in ISO 6162-1 and -2 (SAE J518). The 4 bolt flange block fittings have through holes for the mounting bolts, again conforming to ISO 6162-1 and -2 (SAE J518).

Advantages:

- Over 60 different configurations are standard in a range of sizes.
- All configurations available as standard in steel, with commonly used styles available in stainless steel.
- Completely forged steel product line.
- Forged construction provides a compact design compared with flanges machined from block steel.
- Code 61/62 fittings and flanges have pressure ratings up to 6000 psi.
- Kits that include mounting hardware (bolts, O-Ring, and if needed flange halves) are available.
- Bolts used in mounting kits are designated at least grade 8.8.

Benefits:

- The breadth of product provides flexibility in piping to ensure the best solution possible.
- Most configurations available as standard in 1/2 inch through 2 inch with sizes as large as 5 inch available in some styles.
- Ensure that these products satisfy the most rigorous of applications.
- Kits reduce ordering and assembly errors.
- Provide long dependable use.

FHS - SAE Split flange halves ISO 6162-1/-2



63 Parker DirectLink

Part number	Flange size inch	Fixing screw
FHS32CFX	1/2	M8x25
FHS33CFX	3/4	M10x30
FHS34CFX	1	M10x30
FHS35/10CFX	1 1/4	M10x35
FHS35/12CFX	1 1/4	7/16x1 1/2
FHS35CFX	1 1/4	M12x35
FHS36CFX	1 1/2	M12x35
FHS38/12CFX	2	M12x35
FHS38CFX	2	M14x35
FHS310CFX	2 1/2	M12x40
FHS312CFX	3	M16x45
FHS314CFX	3 1/2	M16x45
FHS62CFX	1/2	M8x30
FHS63CFX	3/4	M10x35
FHS64CFX	1	M12x45
FHS65CFX	1 1/4	M14x50
FHS65/12CFX	1 1/4	1/2x1 3/4
FHS66CFX	1 1/2	M16x55
FHS68CFX	2	M20x65

FUS - SAE Flange clamps ISO 6162-1/-2



63 Parker Direct Link

Part number	Flange size inch	Fixing screw
FUS32CFX	1/2	M8x25
FUS33CFX	3/4	M10x30
FUS34CFX	1	M10x30
FUS35/10CFX	1 1/4	M10x35
FUS35CFX	1 1/4	M12x35
FUS38CFX	2	M14x35
FUS63CFX	3/4	M10x35
FUS64CFX	1	M12x45
FUS65CFX	1 1/4	M14x50
FUS66CFX	2 1/2	M16x55
FUS68CFX	2	M20x65

BFG - Gear pump flange straight - Hydraulic flange - EO 24° cone end - Incl. metr. screws and O-Ring



63 Parker Direct Link

Part number	Flange size mm	Fitting series
BFG10L/LK350MDCF	35	10L
BFG12L/LK350MDCF	35	12L
BFG15L/LK350MDCF	35	15L
BFG16S/LK350MDCF	35	16S
BFG15L/LK400MDCF	40	15L
BFG22L/LK400MDCF	40	22L
BFG28L/LK400MDCF	40	28L
BFG20S/LK550MDCF	55	20S

BFW - Gear pump flange 90° elbow - Hydraulic flange - EO 24° cone end - Incl. metr. screws and O-Ring



63 Parker Direct Link

Part number	Flange size mm	Fitting series
BFW12L/LK350MDCF	35	12L
BFW15L/LK350MDCF	35	12L
BFW16S/LK350MDCF	35	16S
BFW20S/LK350MDCF	35	20S
BFW15L/LK400MDCF	40	15L
BFW18L/LK400MDCF	40	18L
BFW22L/LK400MDCF	40	22L
BFW28L/LK400MDCF	40	28L
BFW35L/LK400MDCF	40	35L
BFW20S/LK400MDCF	40	20S
BFW35L/LK550MDCF	55	35L
BFW42L/LK550MDCF	55	42L
BFW30S/LK550MDCF	55	30S

1 GFS - SAE Straight flange adapter - SAE Flange - EO 24° cone end - (ISO 6162-1/-2)

HYDRAULICS



63 Parker PowerLink

Part number		Flange size	
Only flange adapter	Incl. split flanges, metr. screws and O-Ring	inch	Fitting series
GFS33/20SCFX	GFS33/20SOMDCF	3/4	20S
GFS33/25SCFX	GFS33/25SOMDCF	3/4	25S
GFS34/28LCFX	GFS34/28LOMDCF	1	28L
GFS34/25SCFX	GFS34/25SOMDCF	1	25S
GFS35/35LCFX	GFS35/35LOMDCF	1 1/4	35L
GFS35/38SCFX	GFS35/38SOMDCF	1 1/4	38S
GFS36/35LCFX	GFS36/35LOMDCF	1 1/2	35L
GFS36/42LCFX	GFS36/42LOMDCF	1 1/2	42L
GFS62/16SCFX	GFS62/16SOMDCF	1/2	16S
GFS63/20SCFX	GFS63/20SOMDCF	3/4	20S
GFS63/25SCFX	GFS63/25SOMDCF	3/4	25S
GFS63/30SCFX	GFS63/30SOMDCF	3/4	30S
GFS64/25SCFX	GFS64/25SOMDCF	1	25S
GFS64/30SCFX	GFS64/30SOMDCF	1	30S
GFS65/30SCFX	GFS65/30SOMDCF	1 1/4	30S
GFS65/38SCFX	GFS65/38SOMDCF	1 1/4	38S
GFS66/38SCFX	GFS66/38SOMDCF	1 1/2	38S

WFS - SAE 90° Elbow flange adapter - SAE Flange - EO 24° cone end - (ISO 6162-1/-2)



63 Parker PowerLink

Part number		Flange size	
Only flange adapter	Incl. split flanges, metr. screws and O-Ring	inch	Fitting series
WFS33/20SCFX	WFS33/20SOMDCF	3/4	20S
WFS34/28LCFX	WFS34/28LOMDCF	1	28L
WFS34/30SCFX	WFS34/30SOMDCF	1	30S
WFS35/35LCFX	WFS35/35LOMDCF	1 1/4	35L
WFS35/25SCFX	WFS35/25SOMDCF	1 1/4	25S
WFS36/42LCFX	WFS36/42LOMDCF	1 1/2	42L
WFS62/16SCFX	WFS62/16SOMDCF	1/2	16S
WFS63/25SCFX	WFS63/25SOMDCF	3/4	25S
WFS64/25SCFX	WFS64/25SOMDCF	1	25S
WFS64/30SCFX	WFS64/30SOMDCF	1	30S
WFS65/30SCFX	WFS65/30SOMDCF	1 1/4	30S
WFS65/38SCFX	WFS65/38SOMDCF	1 1/4	38S
WFS66/38SCFX	WFS66/38SOMDCF	1 1/2	38S

PFF-G - SAE Straight 4 bolt flange with BSPP thread - SAE Flange - Female BSPP thread - (ISO 6162-1/-2) (ISO 1179-1)



63 Parker Direct Link

Part number	4 bolt flange		Thread	Flange size
	4 bolt flange only	Incl. metr. screws and O-Ring		
PFF32GS	PFF32GSM	PFF32GSU	G1/2	1/2
PFF33GS	PFF33GSM	PFF33GSU	G3/4	3/4
PFF34GS	PFF34GSM	PFF34GSU	G1/2	1
PFF35GS	PFF35GSM	PFF35GSU	G1 1/4	1 1/4
PFF36GS	PFF36GSM	PFF36GSU	G1 1/2	1 1/2
PFF38GS	PFF38GSM	PFF38GSU	G2	2
PFF310GS	PFF310GSM	PFF310GSU	G2.1/2	2.1/2
PFF312GS	PFF312GSM	PFF312GSU	G3	3
PFF63GS	PFF63GSM	PFF63GSU	G3/4	3/4
PFF64GS	PFF64GSM	PFF64GSU	G1/2	1
PFF65GS	PFF65GSM	PFF65GSU	G1 1/4	1 1/4
PFF66GS	PFF66GSM	PFF66GSU	G1 1/2	1 1/2

1 711509 - O-Ring for SAE fittings (05 end configuration)



61 Parker DirectLink

Part number	Inside Diameter mm	Cross section mm	Thread UN/UNF-2A
711509-1	8.92	1.83	7/16-20
711509-2	10.52	1.83	1/2-20
711509-3	11.89	1.98	9/16-18
711509-4	16.36	2.21	3/4-16
711509-5	19.18	2.45	7/8-14
711509-6	23.47	2.95	1 1/16-12
711509-7	29.74	2.95	1 5/16-12
711509-8	37.47	3.00	1 5/8-12

2-0 - O-Ring for ORFS male (JM end configuration)



61 Parker DirectLink

Part number	Inside Diameter mm	Cross section mm	Thread UN/UNF-2A
2-011N552-90	7.65	1.78	9/16-18
2-012N552-90	9.25	1.78	11/16-16
2-014N552-90	12.42	1.78	13/16-16
2-016N552-90	15.60	1.78	1-14
2-018N552-90	18.77	1.78	1 3/16-12
2-021N552-90	23.52	1.78	1 7/16-12
2-025N552-90	29.87	1.78	1 11/16-12

EARG/C9RG/VURG/VERG - O-Ring for BSPP fittings



61 Parker DirectLink

Part number	Inside Diameter mm	Cross section mm	Thread BSPP
EARG-4	6.0	1.0	1/4x19
C9RG-10	8.0	1.5	3/8x19
VURG-4	12.0	1.5	1/2x14
EARG-10	13.1	1.6	5/8x14
VERG-14	17.0	1.5	3/4x14
VERG-19	21.0	1.5	1x11
EARG-20	29.5	1.5	1 1/4x11

HYDRAULICS

2-2 - O-Ring for SAE flanges



Part number	Inside Diameter mm	Cross section mm	Flange size inch
2-210N552-90	18.64	3.53	1/2
2-214N552-90	24.99	3.53	3/4
2-219N552-90	32.92	3.53	1
2-222N552-90	37.69	3.53	1 1/4
2-225N552-90	47.22	3.53	1 1/2
2-228N552-90	56.74	3.53	2

61 Parker
Direct Link

CARG/C9RG - O-Ring for DIN female swivel hose-end fittings



Part number	Inside Diameter mm	Cross section mm	Thread	
			Heavy series	Light series
CARG-6	4.5	1.5	M14x1.5	M12x1.5
C9RG-8	6.5	1.5	M16x1.5	M14x1.5
C9RG-10	8.0	1.5	M18x1.5	M16x1.5
C9RG-12	10.0	1.5	M20x1.5	M18x1.5
C9RG-14	11.0	2.0	M22x1.5	
CARG-15	12.0	2.0		M22x1.5
C9RG-16	13.0	2.0	M24x1.5	
CARG-18	15.0	2.0		M26x1.5
C9RG-20	16.3	2.4	M30x2	
CARG-22	20.0	2.0		M30x2
C9RG-25	20.3	2.4	M36x2	
CARG-28	26.0	2.0		M36x2
C9RG-30	25.3	2.4	M42x2	
CARG-35	32.0	2.5		M45x2
C9RG-38	33.0	2.5	M52x2	
CARG-42	37.7	2.6		M52x2

61 Parker
Direct Link



For your safety!

Under certain circumstances, quick couplings can be subjected to extreme loadings such as vibration and uncontrolled pressure peaks.

Only by using genuine Parker components and following Parker assembly instructions can you be assured of the reliability and safety of the products and their conformity to the applicable standards.

Failure to follow this rule can adversely affect the functional safety and reliability of products, cause personal injury, property damage, and result in loss of your guarantee rights.

Subject to alteration.

For your safety, see safety guide pages 12-12 in our main catalogue CAT/3800/UK.
Available on request.



Description:	<ul style="list-style-type: none"> Meet the requirements of ISO 7241-1 Series B.
Material:	<ul style="list-style-type: none"> Poppet valving. Steel, stainless steel and brass. NBR (nitrile) or FKM (Viton™) seals as standard. Other materials (EPDM, CR, Kalrez, etc.) on request.
Operating temperature:	<ul style="list-style-type: none"> From -40°C to +110°C for NBR seal. From -20°C to +200°C for FKM seal (Viton™).
Applications:	<ul style="list-style-type: none"> Semiconductor industry, steel manufacturing, pneumatic and hydraulic hand tools, food and bottling industry, power generating plants, hydroelectric power stations (filling / connection of mobile filtration equipment).
Advantages:	<ul style="list-style-type: none"> Broad range of materials, seals and end configurations.
Benefits:	<ul style="list-style-type: none"> Can be used for any type of industrial application.

60 Series - Steel - Female BSPP



147 Parker DirectLink

Part number Female body	Male tip	Thread BSPP	Body size inch	Operating Pressure	
				bar	psi
H2-62-BSPP	H2-63-BSPP	1/4	1/4	350	5000
H3-62-BSPP	H3-63-BSPP	3/8	3/8	280	4000
H4-62-BSPP	H4-63-BSPP	1/2	1/2	280	4000
H6-62-BSPP	H6-63-BSPP	3/4	3/4	175	2500
H8-62-BSPP	H8-63-BSPP	1	1	140	2000

60 Series - Steel - Female NPTF



147 Parker DirectLink

Part number Female body	Male tip	Thread NPTF	Body size inch	Operating Pressure	
				bar	psi
H2-62	H2-63	1/4-18	1/4	350	5000
H3-62	H3-63	3/8-18	3/8	280	4000
H4-62	H4-63	1/2-14	1/2	280	4000
H6-62	H6-63	3/4-14	3/4	175	2500
H8-62	H8-63	1-11 1/2	1	140	2000

60 Series - Stainless steel 303 - Female BSPP



147 Parker DirectLink

Part number Female body	Male tip	Thread BSPP	Body size inch	Operating Pressure	
				bar	psi
SH2-62-BSPP	SH2-63-BSPP	1/4	1/4	350	5000
SH3-62-BSPP	SH3-63-BSPP	3/8	3/8	350	5000
SH4-62-BSPP	SH4-63-BSPP	1/2	1/2	350	5000
SH6-62-BSPP	SH6-63-BSPP	3/4	3/4	210	3000
SH8-62-BSPP	SH8-63-BSPP	1	1	210	3000

60 Series - Stainless steel 303 - Female NPTF



147 Parker DirectLink

Part number Female body	Male tip	Thread NPTF	Body size inch	Operating Pressure	
				bar	psi
SH2-62	SH2-63	1/4-18	1/4	350	5000
SH4-62	SH4-63	1/2-14	1/2	350	5000
SH6-62	SH6-63	3/4-14	3/4	210	3000
SH8-62	SH8-63	1-11 1/2	1	210	3000

1 60 Series - Stainless steel 316 - Female BSPP



147 Parker DirectLink

Part number		Thread BSPP	Body size inch	Operating Pressure	
Female body	Male tip			bar	psi
SSH2-62Y-BSPP*	SSH2-63Y-BSPP*	1/4	1/4	350	5000
SSH3-62Y-BSPP*	SSH3-63Y-BSPP*	3/8	3/8	350	5000
SSH4-62Y-BSPP*	SSH4-63Y-BSPP*	1/2	1/2	350	5000
SSH6-62Y-BSPP*	SSH6-63Y-BSPP*	3/4	3/4	210	3000
SSH8-62Y-BSPP*	SSH8-63Y-BSPP*	1	1	210	3000

* Suffix y designates FKM (Viton™) seal.

60 Series - Stainless steel 316 - Female NPTF



147 Parker DirectLink

Part number		Thread NPTF	Body size inch	Operating Pressure	
Female body	Male tip			bar	psi
SSH2-62Y	SSH2-63Y	1/4-18	1/4	350	5000
SSH3-62Y	SSH3-63Y	3/8-18	3/8	350	5000
SSH4-62Y	SSH4-63Y	1/2-14	1/2	350	5000
SSH6-62Y	SSH6-63Y	3/4-14	3/4	210	3000
SSH8-62Y	SSH8-63Y	1-11 1/2	1	210	3000

60 Series - Brass - Female NPTF



147 Parker DirectLink

Part number		Thread NPTF	Body size inch	Operating Pressure	
Female body	Male tip			bar	psi
BH2-60	BH2-61	1/4-18	1/4	255	3700
BH3-60	BH3-61	3/8-18	3/8	185	2700
BH4-60	BH4-61	1/2-14	1/2	240	3500
BH6-60	BH6-61	3/4-14	3/4	150	2200

60 Series - Dust caps and plugs - Aluminium



147 Parker DirectLink

Part number		Body size
for female body	for male tip	inch
H2-65	H2-66	1/4
H3-65	H3-66	3/8
H4-65	H4-66	1/2
H6-65	H6-66	3/4
H8-65	H8-66	1

60 Series - Dust caps and plugs - Rubber



147 Parker DirectLink

Part number		Body size
for female body	for male tip	inch
H2-65M	H2-66M	1/4
H3-65M	H3-66M	3/8
H4-65M	H4-66M	1/2
H6-65M	H6-66M	3/4
H8-65M	H8-66M	1

1

HYDRAULICS

- Description:**
- Meets the requirement of ISO 16028.
 - Flat-face valve.
 - Safety locking mechanism protecting against accidental disconnection.
 - Modular construction: broad choice of end configurations.
- Material:**
- Cr(VI)-free plated steel.
- Operating pressure:**
- Up to 315 bar (4565 psi).
- Operating temperature:**
- From -30°C to +100°C (with standard NBR seal).
- Applications:**
- Road service vehicles, snowploughs, hydraulic applications: excavators, rock hammers, drilling rigs.
 - Difficult operating conditions: pressure impulses.
- Advantages:**
- Minimum fluid loss during disconnection: no pollution of the working place.
 - Minimum inclusion of air or contamination during connection: protection of the circuit.
 - Minimum pressure drop: increased performance.
- Benefits:**
- Lower maintenance costs.
 - Easy cleaning and longer service life.

FEM Series - Female BSPP - DIN 3852



147 Parker DirectLink

Part number		Thread BSPP	Body size inch	Operating Pressure	
Female body	Male tip			bar	psi
FEM-251-4FB	FEM-252-4FB	1/4	1/4	315	4565
FEM-371-6FB	FEM-372-6FB	3/8	3/8	250	3625
FEM-371-8FB	FEM-372-8FB	1/2	3/8	250	3625
FEM-501-8FB	FEM-502-8FB	1/2	1/2	250	3625
FEM-501-12FB	FEM-502-12FB	3/4	1/2	250	3625
FEM-621-12FB	FEM-622-12FB	3/4	5/8	250	3625
FEM-751-16FB	FEM-752-16FB	1	3/4	250	3625
FEM-1001-20FB	FEM-1002-20FB	1 1/4	1	200	2900

Description:	<ul style="list-style-type: none"> Stainless steel version of the FEM series. Dimensions meet the requirements of ISO 16028. Flat-face valve. Safety locking mechanism protecting against accidental disconnection (not push/pull version).
Material:	<ul style="list-style-type: none"> AISI 316.
Operating pressure:	<ul style="list-style-type: none"> Up to 315 bar (4565 psi).
Operating temperature:	<ul style="list-style-type: none"> From -25°C to +200°C (with standard FKM seal).
Applications:	<ul style="list-style-type: none"> Industrial applications, Cooling lines, Marine applications.
Advantages:	<ul style="list-style-type: none"> Minimum fluid loss during disconnection: no pollution of the working place. Minimum inclusion of air or contamination during connection: protection of the circuit. Minimum pressure drop: increased performance. Excellent corrosion resistance.
Benefits:	<ul style="list-style-type: none"> Lower maintenance costs. Easy cleaning and longer service life.

IF Series - AISI 316 L - Female BSPP thread - DIN 3852



147 Partner DirectLink

Part number	Female body	Male tip	Thread BSPP	Body size inch	Operating Pressure	
					bar	psi
IF2510 RV	IF2520 RV	IF2520 RV	1/4	1/4	315	4565
IF3810 RV	IF3820 RV	IF3820 RV	3/8	3/8	250	3625
IF5010 RV	IF5020 RV	IF5020 RV	1/2	1/2	250	3625
IF6310 RV	IF6320 RV	IF6320 RV	3/4	5/8	250	3625
IF7510 RV	IF7520 RV	IF7520 RV	3/4	3/4	250	3625
IF10010 RV	IF10020 RV	IF10020 RV	1	1	200	2900

- Description:**
- Flat-face coupling according to TEMA profile.
 - Higher work pressure and lower pressure drop compared with FEM and IF series.
 - Versions with push/pull function to mount in plate or panel.
 - Versions with pressure eliminator function to enable connection with residual pressure.
 - Safety locking mechanism protecting against accidental disconnection (not push/pull version).
- Material:**
- Cr(VI)-free plated steel.
- Operating pressure:**
- Up to 800 bar (11600 psi).
- Operating temperature:**
- From -30°C to +100°C (with standard seals).
- Applications:**
- Industrial: road service vehicles, snowploughs, industrial machines etc.
 - Construction: excavators, wheel loaders, demolishing machines, etc.
- Advantages:**
- Minimum fluid loss during disconnection: no pollution of the working place.
 - Minimum inclusion of air or contamination during connection: protection of the circuit.
 - Minimum pressure drop: increased performance (standard version: below 3 bar dP @ 500 lpm).
 - Push/pull function, if push/pull version.
 - Easy to connect with residual pressure (versions with pressure eliminator).
- Benefits:**
- Lower fuel and energy cost because of the high efficiency.
 - Lower maintenance costs.
 - Easy cleaning and longer service life.

TEMA FF Series - Female BSPP - DIN 3852



147 Parker DirectLink

Part number Female body	Male tip	Thread BSPP	Body size inch	Operating Pressure	
				bar	psi
FF2510	FF2520	1/4	1/4	800	11600
FF2510-38	FF2520-38	3/8	1/4	800	11600
FF3810	FF3820	3/8	3/8	500	7250
FF3810-50	FF3820-50	1/2	3/8	500	7250
FF5010 C	FF5020 C	1/2	1/2	450	6525
FF5010-75C	FF5020-75C	3/4	1/2	450	6525
FF7510 C	FF7520 C	3/4	3/4	400	5800
FF7510-100C	FF7520-100C	1	3/4	400	5800
FF10010 C	FF10020 C	1	1	350	5075
FF10010-125C	FF10020-125C	1 1/4	1	350	5075
FF10020-150C	FF10020-150C	1 1/2	1	350	5075

TEMA FF Series - Pressure eliminator version - Female BSPP thread - DIN 3852



147 Parker DirectLink

Part number Female body	Male tip	Thread BSPP	Body size inch	Operating Pressure	
				bar	psi
-	FF2521	1/4	1/4	800	11600
-	FF2521-38	3/8	1/4	800	11600
-	FF3821	3/8	3/8	500	7250
-	FF3821-50	1/2	3/8	500	7250
-	FF5021 C	1/2	1/2	450	6525
-	FF5021-75C	3/4	1/2	450	6525
-	FF7521 C	3/4	3/4	400	5800
-	FF7521-100C	1	3/4	400	5800
-	FF10021 C	1	1	350	5075
-	FF10021-125C	1 1/4	1	350	5075

TEMA FF Series - Push/Pull version - Female BSPP thread - DIN 3852



147 Parker DirectLink

Part number Female body	Male tip	Thread BSPP	Body size inch	Operating Pressure	
				bar	psi
FF5010 CE	-	1/2	1/2	450	6525
FF7510 CE	-	3/4	3/4	400	5800
FF7510-100CE	-	1	3/4	400	5800

TEMA FF Series - Push/Pull and pressure eliminator version - Female BSPP thread - DIN 3852



147 Parker DirectLink

Part number Female body	Male tip	Thread BSPP	Body size inch	Operating Pressure	
				bar	psi
-	FF5021 CE	1/2	1/2	450	6525
-	FF7521 CE	3/4	3/4	400	5800
-	FF7521-100CE	1	3/4	400	5800

- Description:** • Plastic dust covers for the flush faces couplers.
- Advantages:** • Minimising dirt, dust and other contamination to enter the quick coupling and/or the system.
• Male and female dust caps can be connected when quick coupling is connected: keeps dust caps clean inside.
- Benefits:** • Increased life time of the quick coupling.
• Reduces the risk of contaminations entering the hydraulic system.

FEM and IF Series - Dust caps and plugs - Plastic



147 Parker DirectLink

Part number for female body	for male tip	Body size inch
PFE-251-P	CFE-252-P	1/4
PFE-371-P	CFE-372-P	3/8
PFE-501-P	CFE-502-P	1/2
PFE-621-P	CFE-622-P	5/8
PFE-751-P	CFE-752-P	3/4
PFE-1001-P	CFE-1002-P	1

TEMA FF Series - Dust caps and plugs - Plastic



147 Parker DirectLink


Part number Female body	Male tip	Body size inch
FF2516	FF2526	1/4
FF3816	FF3826	3/8
FF5016	FF5026	1/2
FF7516	FF7526	3/4
FF10016	FF10026	1

Note : Standard dust caps and plugs are blue.

- Description:**
- Interchangeable with similar products.
 - Spill-free valve.
 - Males and females are delivered with plastic dust cap or plug.
- Material:**
- Cr(VI)-free plated steel.
- Operating pressure:**
- Up to 1000 bar (14500 psi) for HP1000 series.
 - Up to 1500 bar (21755 psi) for HP1500 series.
- Operating temperature:**
- From -30°C to +100°C.
- Applications:**
- Very high pressure hydraulic tools : jacks, rams, clamping devices, torque wrenches, nut runners.
 - Rescue equipment: spreaders, cutters, lifting bags.

- Advantages:**
- Robustness and compact design.
 - Positive locking mechanism.
 - Minimum fluid loss during disconnection: no pollution of the working place.
- Benefits:**
- Maximum safety for the end-user.
 - Longer service life.

HP1000 Series - Female BSPP




147 Parker DirectLink

Part number		Thread BSPP	Body size inch	Operating Pressure	
Female body	Male tip			bar	psi
HP1010 4131	HP1020 413	1/4	1/4	1000	14500
HP1010 4132*	HP1020 413	1/4	1/4	1000	14500

* with safety locking feature.

HP1500 Series - Female BSPP



147 Parker DirectLink

Part number		Thread BSPP	Body size inch	Operating Pressure	
Female body	Male tip			bar	psi
HP1510 4131	HP1520 413	1/4	1/4	1500	21755
HP1510 4132*	HP1520 413	1/4	1/4	1500	21755

* with safety locking feature.

HP Series - Dust caps and plug - Plastic



147 Parker DirectLink

Part number		Body size inch
Female body	Male tip	
HP16	HP26	1/4

Note : Standard dust caps and plugs are blue.

- Description:**
- Interchangeable with similar products.
 - Screw locking mechanism.
 - Ball or poppet valving.
- Material:**
- Cr(VI)-free plated steel.
- Operating pressure:**
- Up to 700 bar (10150 psi) static.
- Operating temperature:**
- From -30°C to +110°C for NBR seal (size 1/4").
 - From -30°C to +80°C for polyurethane seal (size 3/8").
- Applications:**
- Portable hydraulic rams, hydraulic jacks, rams and clamping devices, clamping hand tools, rescue equipment.
- Advantages:**
- Ball or poppet valving, both interchangeable.
 - Poppet version allows no oil sweat at low pressure even in disconnected position.
- Benefits:**
- Makes maintenance easier.
 - Better performances.

3000 Series - Male NPTF (female body) - Female NPTF (male tip)



Part number		Thread BSPP	Body size inch	Operating Pressure		Valving
Female body	Male tip			bar	psi	
3050-2	3010-2	1/4	1/4	700	10150	Ball
3050-2P	3010-2P	1/4	1/4	700	10150	Poppet
3050-3	3010-3	3/8	3/8	700	10150	Ball
3050-3P	3010-3P	3/8	3/8	700	10150	Poppet

147 Parker DirectLink

3000 Series - Dust caps and plugs - Steel



Part number		Body size inch
for female body	for male tip	
3005-2	3009-2	1/4
3005-3	3009-3	3/8

Warning: couplers should be pressurised only when completely connected and should not be coupled or uncoupled when pressurised.

147 Parker DirectLink

Description:	<ul style="list-style-type: none"> Meets the requirements of ISO 7241-1 Series A. Reference couplings in the agricultural market. Poppet valving.
Material:	<ul style="list-style-type: none"> Cr(VI)-free plated steel.
Operating pressure:	<ul style="list-style-type: none"> Up to 350 bar (5000 psi).
Operating temperature:	<ul style="list-style-type: none"> From -40°C to +110°C.
Applications:	<ul style="list-style-type: none"> Used for a wide range of agricultural applications: tractors, accessories, etc. Mobile and construction equipment, in-plant machinery, hand tools.
Advantages:	<ul style="list-style-type: none"> Monobloc construction.
Benefits:	<ul style="list-style-type: none"> Robustness, lower maintenance costs.

6600 Series - Female BSPP



147 Parker DirectLink

Part number Female body	Male tip	Thread BSPP	Body size inch	Operating Pressure	
				bar	psi
6603-4-4	6605-4-4	1/4	1/4	350	5000
6603-6-6	6605-6-6	3/8	3/8	280	4000
6603-8-10	6605-8-10	1/2	1/2	280	4000
6603-12-12	6605-12-12	3/4	3/4	280	4000
6603-16-16	6605-16-16	1	1	280	4000

6600 Series - Dust caps and plugs - Rubber



147 Parker DirectLink

Part number for female body	for male tip	Body size inch
6659-4PL	6657-4PL	1/4
6659-6PL	6657-6PL	3/8
6659-8PL	6657-8PL	1/2
6659-12PL	6657-12PL	3/4
6659-16PL	6657-16PL	1

Note: standard dust caps and plugs are red.

1

HYDRAULICS

- Description:**
- Meets the requirements of ISO 7241-1 Series A.
 - Modular construction: broad choice of end configurations.
 - Ball or poppet valving.
- Material:**
- Cr(VI)-free plated steel.
- Operating pressure:**
- Up to 315 bar (4565 psi).
- Operating temperature:**
- From -25°C to +110°C.
- Applications:**
- Used for a wide variety of agricultural applications: tractors, accessories, etc.
 - Mobile and construction equipment, industrial equipment.
- Advantages:**
- Double acting sleeve (Push-Pull): break-away capability.
 - Three-part poppet style valving with a moulded shaped seal: no seal washout at high flow rates.
- Benefits:**
- Easy use: one hand connection.
 - Longer service life.
 - Lower maintenance costs.

2000 Series - Female BSPP - DIN 3852 - Form Y



Part number	Female body	Male tip	Thread	Body size	Operating Pressure	
					BSPP	inch
4V53G4X3-B	4V13G4X3-B	4V13G4X3-B	3/8	3/8	315	4565
4V54G4X3-B	4V14G4X3-B	4V14G4X3-B	3/8	1/2	250	3625
4V54G4X4-B	4V14G4X4-B	4V14G4X4-B	1/2	1/2	250	3625
4V54G4X6-B	4V14G4X6-B	4V14G4X6-B	3/4	1/2	250	3625
4054-G4X4-B*	4014-G4X4-B*	4014-G4X4-B*	1/2	1/2	210	3045

147 Parker DirectLink

* Ball valving.

2000 Series - Female NPTF - DIN 3852 - Form Y



Part number	Female body	Male tip	Thread	Body size	Operating Pressure	
					NPTF	inch
4054-G0Z4-B*	4014-G0Z4-B*	4014-G0Z4-B*	1/2-14	1/2	210	3045

147 Parker DirectLink

* Ball valving.

2000 Series - Female metric - DIN 3852 - Form Y



Part number	Female body	Male tip	Thread	Body size	Operating Pressure	
					Metric	inch
4V54G8X5-B	4V14G8X5-B	4V14G8X5-B	M18X1.5	1/2	250	3625
4V54G8X6-B	4V14G8X6-B	4V14G8X6-B	M22X1.5	1/2	250	3625

147 Parker DirectLink

2000 Series - Male BSPP - DIN 3852 - Form B



Part number	Female body	Male tip	Thread	Body size	Operating Pressure	
					BSPP	inch
4V53F4B3-B	4V13F4B3-B	4V13F4B3-B	3/8	3/8	315	4565
4V54F4B3-B	4V14F4B3-B	4V14F4B3-B	3/8	1/2	250	3625
4V54F4B4-B	4V14F4B4-B	4V14F4B4-B	1/2	1/2	250	3625

147 Parker DirectLink

2000 Series - Male metric - 24° cone - DIN 2353



147 Parker DirectLink

Part number Female body	Male tip	Thread Metric	Body size inch	Operating Pressure	
				bar	psi
4V53D6X3-B	4V13D6X3-B	10 L	3/8	315	4565
4V54D6X2-B	4V14D6X2-B	8 L	1/2	250	3625
4V54D6X3-B	4V14D6X3-B	10 L	1/2	250	3625
4V54D6X4-B	4V14D6X4-B	12 L	1/2	250	3625
4V54D6X5-B	4V14D6X5-B	15 L	1/2	250	3625
4V54D6X6-B	4V14D6X6-B	18 L	1/2	250	3625
4V54D7X3-B	4V14D7X3-B	10 S	1/2	250	3625
4V54D7X6-B	4V14D7X6-B	16 S	1/2	250	3625

2000 Series - Male metric - 24° cone - DIN 2353 - Bulkhead



147 Parker DirectLink

Part number Female body	Male tip	Thread Metric	Body size inch	Operating Pressure	
				bar	psi
4V54E6X3-B	4V14E6X3-B	10 L	1/2	250	3625
4V54E6X4-B	4V14E6X4-B	12 L	1/2	250	3625
4V54E6X5-B	4V14E6X5-B	15 L	1/2	250	3625
4V54E7X4-B	4V14E7X4-B	12 S	1/2	250	3625
4V54E7X6-B	4V14E7X6-B	16 S	1/2	250	3625

2000 Series - Dust caps and plugs



147 Parker DirectLink

Part number Female body	Male tip	Body size inch	Material
5025-3PR	5029-3PR	3/8	Plastic
5005-4	5009-4	1/2	Steel

Colour code: when ordering, add after the part number the letter corresponding to the colour you require. B = blue, G = green, R = red, O = orange, Y = yellow, BL = black.

- Description:**
- High performance rigid coupler which meets the requirements of ISO 7241-1 Series A and ISO 5675.
 - Patented design. Poppet valving.
 - This coupler is a reference for the most important manufacturers of agricultural equipment.
 - Must be used with a male tip which meets the requirements of ISO 7241-1-A.
 - Optional possibility: connect under max operating pressure on the female side (please contact us).
- Material:**
- Steel.
- Operating pressure:**
- Up to 250 bar (3625 psi).
- Operating temperature:**
- From -30°C to +110°C.
- Applications:**
- Medium and high power tractors: direct mounting on the directional valve or rigid piping.
- Advantages:**
- Push-Pull coupling with break-away capability.
 - No seal washout at high flow rates.
 - Three-part poppet style valving with a moulded shaped seal.
- Benefits:**
- Easy use: one-hand connection.
 - Lower maintenance costs.
 - Longer service life.

RSD Series - Male metric - ISO 6149-2



147 Parker DirectLink

Part number	Thread	Body size	Operating Pressure	
			bar	psi
Female body	Metric	inch		
RSD-501-22MM-F	M22x1.5	1/2	250	3625

RSD Series - Male metric - DIN 2353 15L - Bulkhead



147 Parker DirectLink

Part number	Thread	Body size	Operating Pressure	
			bar	psi
Female body	Metric	inch		
RSD-501-22BMCL-F	M22x1.5	1/2	250	3625

RSD Series - Male UNF - JIC 37° - SAE J514 - Bulkhead



147 Parker DirectLink

Part number	Thread	Body size	Operating Pressure	
			bar	psi
Female body	UNF	inch		
RSD-501-8HMF-F	3/4-16	1/2	250	3625

Locknut is included.

- Description:**
- The 1/2" body size meets the requirements of ISO 7241-1 Series A.
 - Ball or poppet valving.
 - Famous coupling widely used in the market.
- Material:**
- Cr(VI)-free plated steel.
- Operating pressure:**
- Up to 200 bar (2900 psi).
- Operating temperature:**
- From -40°C to +110°C.
- Applications:**
- Used for a wide range of forestry and agricultural equipment: tractors, agricultural machinery, etc.
 - Construction and mobile equipment, in-plant machinery.

- Advantages:**
- Shrouded retainer in the male type size 1/2": higher back flow capability.
- Benefits:**
- Standard coupling with improved performance.

4000 Series - Female NPTF



147 Parker DirectLink

Part number Female body	Male tip	Thread NPTF	Body size inch	Operating Pressure		Valving
				bar	psi	
4050-2P	4010-2P	1/4-18	1/4	200	2900	Poppet
4050-3P	4010-3P	3/8-18	3/8	200	2900	Poppet
4050-5	8010-5	3/4-14	1/2	200	2900	Ball
4150-5	4110-5	3/4-14	3/4	200	2900	Ball
4050-6P	4010-6P	1-11 1/2	1	200	2900	Poppet

4000 Series - Female BSPP



147 Parker DirectLink

Part number Female body	Male tip	Thread BSPP	Body size inch	Operating Pressure		Valving
				bar	psi	
4050-27-B	4010-27-B	1/4	1/4	200	2900	Ball
4050-28-B	4010-28-B	3/8	3/8	200	2900	Ball

4000 Series - Dust caps and plugs



147 Parker DirectLink

Part number Female body	Male tip	Body size inch	Material
5205-2M	5209-2M	1/4	Rubber
5205-3M	5209-3M	3/8	Rubber
5205-4M	5209-4M	1/2	Rubber
5205-5M	5209-5M	3/4	Rubber
5205-6M	5209-6M	1	Rubber
5005-4	5009-4	1/2	Steel

Colour code: when ordering, add after the part number the letter corresponding to the colour you require.
B = blue, G = green, R = red, O = orange, Y = yellow, BL = black.

- Description:**
- Interchangeable with similar products.
 - Screw locking mechanism.
 - Poppet valving.
- Material:**
- Cr(VI)-free plated steel.
- Operating pressure:**
- Up to 450 bar (6525 psi).
- Operating temperature:**
- From -25°C to +110°C.
- Applications:**
- Agricultural and mobile equipment, rock hammers, forestry equipment, snowgroomers.
- Advantages:**
- Connection with a pressure up to 50 bar (725 psi) is possible.
 - Three-part poppet style valving with a moulded shaped seal: no seal washout at high flow rates.
- Benefits:**
- Longer service life.
 - Lower maintenance costs.

QHPA Series - Male metric - 24° cone - DIN 2353



147 Parker DirectLink

Part number		Thread Metric	Body size inch	Operating Pressure	
Female body	Male tip			bar	psi
QHPA53-D6X2-B	QHPA13-D6X2-B	8 L	3/8	315	4565
QHPA53-D6X3-B	QHPA13-D6X3-B	10 L	3/8	315	4565
QHPA53-D7X3-B	QHPA13-D7X3-B	10 S	3/8	450	6525
QHPA53-D7X4-B	QHPA13-D7X4-B	12 S	3/8	450	6525
QHPA54-D6X4-B	QHPA14-D6X4-B	12 L	1/2	315	4565
QHPA54-D6X5-B	QHPA14-D6X5-B	15 L	1/2	315	4565
QHPA54-D7X5-B	QHPA14-D7X5-B	14 S	1/2	400	5800
QHPA54-D7X6-B	QHPA14-D7X6-B	16 S	1/2	400	5800
QHPA56-D6X6-B	QHPA16-D6X6-B	18 L	3/4	315	4565
QHPA56-D6X7-B	QHPA16-D6X7-B	22 L	3/4	160	2320
QHPA56-D7X7-B	QHPA16-D7X7-B	20 S	3/4	315	4565
QHPA56-D7X8-B	QHPA16-D7X8-B	25 S	3/4	315	4565
QHPA58-D7X9-B	QHPA18-D7X9-B	30 S	1	200	2900

QHPA Series - Male metric - 24° cone - DIN 2353 - Bulkhead



147 Parker DirectLink

Part number	Body size inch	Operating Pressure		Thread Metric
		bar	psi	
QHPA53-E6X2-B	3/8	315	4565	8 L
QHPA53-E6X3-B	3/8	315	4565	10 L
QHPA53-E7X4-B	3/8	450	6525	12 S
QHPA54-E6X4-B	1/2	315	4565	12 L
QHPA54-E6X5-B	1/2	315	4565	15 L
QHPA54-E7X6-B	1/2	400	5800	16 S
QHPA56-E6X6-B	3/4	315	4565	18 L
QHPA56-E7X7-B	3/4	315	4565	20 S
QHPA56-E7X8-B	3/4	315	4565	25 S
QHPA58-E7X9-B	1	200	2900	30 S

QHPA Series - Male BSPP - DIN 3852 - Form B



147 Parker DirectLink

Part number		Body size inch	Operating Pressure		Thread BSPP
Female body	Male tip		bar	psi	
QHPA53-F4B3-B	QHPA13-F4B3	3/8	450	6525	3/8
QHPA54-F4B4-B	QHPA14-F4B4	1/2	400	5800	1/2

QHPA Series - Female BSPP - DIN 3852 - Form Y



147 Parker DirectLink

Part number Female body	Male tip	Body size inch	Operating Pressure		Thread BSPP
			bar	psi	
QHPA53-G4X3-B	QHPA13-G4X3-B	3/8	450	6525	3/8
QHPA54-G4X4-B	QHPA14-G4X4-B	1/2	400	5800	1/2
QHPA56-G4X6-B	QHPA16-G4X6-B	3/4	315	4565	3/4
QHPA56-G4X8-B	QHPA16-G4X8-B	3/4	315	4565	3/4

QHPA Series - Dust caps and plugs - Polyethylene



147 Parker DirectLink

Part number for female body	for male tip	Body size inch
QHPA13-DC	QHPA53-DP	3/8
QHPA14-DC	QHPA54-DP	1/2
QHPA16-DC	QHPA56-DP	3/4
QHPA18-DC	QHPA58-DP	1

1

HYDRAULICS

- Description:**
- Meets the requirements of ISO 7241-1 Series A.
 - Possibility of connecting 2 hydraulic lines simultaneously.
 - No coupling misconnection or accidental disconnection.
 - Possibility of connecting under pressure up to 250 bar (3625 psi) in one hydraulic line only.
- Material:**
- Steel.
- Operating pressure:**
- Up to 250 bar (3625 psi).
- Operating temperature:**
- From -30°C to +110°C.
- Applications:**
- Agricultural applications: front loaders, hedge cutters, etc.
 - Road service vehicles: road service lorries, road sweepers, snowploughs.
 - Industrial applications: easy and fast connection and disconnection of implements or tooling.
- Advantages:**
- Easy to connect.
- Benefits:**
- Time saving and full security.

MACH 2 - Metric thread - DIN 2353



Part number		Body size inch	Operating Pressure		Tube size mm
Female body	Male tip		bar	psi	
MACH2-IA-B	MACH2-IA-P	1/2	250	3625	15 L

147 Parker
DirectLink

Description:	<ul style="list-style-type: none"> • Meets the requirements of ISO 7241-1 Series A. • Possible to connect 4, 5, 6 or 7 hydraulic lines simultaneously. • No coupling misconnection or accidental disconnection. • Using standard interface allows end users to connect their standard quick coupling equipped implements. • Possibility to connect with two lines under 200 bar (2900 psi), if other lines are not under pressure.
Material:	<ul style="list-style-type: none"> • Steel.
Operating pressure:	<ul style="list-style-type: none"> • Up to 250 bar (3625 psi).
Operating temperature:	<ul style="list-style-type: none"> • From -30°C to +110°C.
Applications:	<ul style="list-style-type: none"> • Agricultural applications: front loaders, hedge cutters, etc. • Road service vehicles: road service lorries, road sweepers, snowploughs. • Industrial applications: easy and fast connection and disconnection of implements or tooling.
Advantages:	<ul style="list-style-type: none"> • Easy to connect.
Benefits:	<ul style="list-style-type: none"> • Time saving and full security.

MACH System - DIN 2353 - Top connector



147 Parker DirectLink

Part number	Number of hydraulic lines
Top Connector	
MACH4/715LT	4
MACH 7T*	7

* Electrical connector included.

MACH System - DIN 2353 - Base connector



147 Parker DirectLink

Part number	Number of hydraulic lines
Top Connector	
MACH4/715LB	4
MACH 7B*	7

* Electrical connector included.

Description:

- Flat-face valve.
- Possibility of connecting of up to 4 hydraulic lines and electrical connection simultaneously.
- Two versions available:
- Compact version with up to 2 lines + electrical connection.
- Standard version with up to 4 lines + electrical connection.
- Possibility of connecting with residual pressure up to 350 bar (3625 psi) on the side of the mobile coupling plate.
- Delivered with aluminum dust protection (for female plates) and with parking station (for male plates).
- Multiple lever options (U-shaped lever or right/left side one hand lever, with or without removable lever).

Material:

- Couplings are made from Steel.
- Plates, dust protection and parking station are made from aluminum.
- Some internal parts made from AISI 316L.

Operating pressure:

- 350 bar (5075 psi) for all versions.

Operating temperature:

- From -30°C to +100°C.

Applications:

- Industrial: road service vehicles, snowploughs, industrial machines etc.
- Construction: excavators, wheel loaders, demolishing machines, etc.

Advantages:

- Design with lever: easy to connect with low force.
- Quick to connect/disconnect several lines at once.
- No risk of misaligning the hydraulic lines.
- Modular design with choice of 7 pole or 14 pole electrical connection.

Benefits:

- Time saving and full security.

Multi-Line compact - Female BSPP - DIN 3852



147 Parker DirectLink

Part number	Female/Fixed plate	Male/Mobile plate	Body size inch	Number of hydraulic lines	Lever options	Type of electrical connection
TMFC333BR		TMMC33	3/8; 3/8	2	Right, removable	No
TMFC33YA		TMMC33Y	3/8; 3/8	2	Left, fixed	7 pole
TMFC33YB		TMMC33Y	3/8; 3/8	2	Left, removable	7 pole
TMFC55AAR		TMMC55	1/2; 1/2	2	Right, fixed	No
TMFC55QBBR		TMMC55Q	1/2; 1/2	2	Right, removable	14 pole
TMFC55B		TMMC55	1/2; 1/2	2	Left, removable	No
TMFC55QB		TMMC55Q	1/2; 1/2	2	Left, removable	14 pole
TMFC77BBR		TMMC77	3/4; 3/4	2	Right, removable	No
TMFC77QBBR		TMMC77Q	3/4; 3/4	2	Right, removable	14 pole
TMFC77B		TMMC77	3/4; 3/4	2	Left, removable	No
TMFC77QB		TMMC77Q	3/4; 3/4	2	Left, removable	14 pole

Note: For other lever options and for explanation what right and left refers to - please see separate Multi-Line catalogue.

Multi-Line standard - Female BSPP - DIN 3852



147 Parker DirectLink

Part number	Female/Fixed plate	Male/Mobile plate	Body size inch	Number of hydraulic lines	Lever options	Type of electrical connection
TMFC3333		TMMC3333	3/8; 3/8; 3/8; 3/8	4	U-shaped lever	No
TMFC3333Q		TMMC3333Q	3/8; 3/8; 3/8; 3/8	4	U-shaped lever	14 pole
TMFC5533		TMMC5533	1/2; 1/2; 3/8; 3/8	4	U-shaped lever	No
TMFC5533Q		TMMC5533Q	1/2; 1/2; 3/8; 3/8	4	U-shaped lever	14 pole
TMFC5555		TMMC5555	1/2; 1/2; 1/2; 1/2	4	U-shaped lever	No
TMFC5555Q		TMMC5555Q	1/2; 1/2; 1/2; 1/2	4	U-shaped lever	14 pole
TMFC7755		TMMC7755	3/4; 3/4; 1/2; 1/2	4	U-shaped lever	No
TMFC7755Q		TMMC7755Q	3/4; 3/4; 1/2; 1/2	4	U-shaped lever	14 pole

Note: For other lever options and for explanation what right and left refers to - please see separate Multi-Line catalogue.

Description:	<ul style="list-style-type: none"> Seamless EO tubes according to DIN 2391.
Material:	<ul style="list-style-type: none"> St 37.4 steel and 1.4571/1.4541 stainless steel.
Sizes:	<ul style="list-style-type: none"> Tubes from 4 to 65 mm outside diameter. Outside and inside phosphated and oiled or outside zinc plated yellow, inside oiled. Tubes from 0.5 to 10 mm wall thickness. Inch dimensions available up to 700 bar (depending on tube outside diameter and wall thickness).
Advantages:	<ul style="list-style-type: none"> Steel tubes with Cr(VI)-free surface and stainless steel tubes.
Benefits:	<ul style="list-style-type: none"> Unique surface quality and mechanical strength. Worldwide availability.

Steel and Stainless Steel Tubes



63 Partner Direct Link

Part number	Tube Inside Diameter	Tube Outside Diameter	Wall thickness
Steel	mm	mm	mm
R04X0.5CF	-	4	0.75
R04X0.75CF	-	4	0.8
R04X1CF	R04X171	4	1.0
R05X1CF	-	5	0.75
R06X0.75CF	-	6	0.8
R06X1CF	R06X171	6	1.0
R06X1.5CF	R06X1.571	6	1.5
R06X2CF	-	6	2.25
R06X2.25CF	-	6	2.3
R08X1CF	R08X171	8	1.0
R08X1.5CF	R08X1.571	8	1.5
R08X2CF	-	8	2.0
R08X2.5CF	-	8	2.5
R10X1CF	R10X171	10	1.0
R10X1.5CF	R10X1.571	10	1.5
R10X2CF	R10X271	10	2.0
R10X2.5CF	-	10	2.5
R10X3CF	-	10	3.0
R12X1CF	-	12	1.0
R12X1.5CF	-	12	1.5
R12X2CF	-	12	2.0
R12X2.5CF	-	12	2.5
R12X3CF	-	12	3.0
R12X3.5CF	-	12	3.5
R14X1.5CF	R14X1.571	14	1.5
R14X2CF	R14X271	14	2.0
R14X2.5CF	R14X2.571	14	2.5
R14X3CF	-	14	3.0
R15X1CF	R15X171	15	1.0
R15X1.5CF	R15X1.571	15	1.5
R15X2CF	R15X271	15	2.0
R16X1.5CF	R16X1.571	16	1.5
R16X2CF	R16X271	16	2.0
R16X2.5CF	R16X2.571	16	2.5
R16X3CF	R16X371	16	3.0
R18X1CF	-	18	1.0
R18X1.5CF	R18X1.571	18	1.5
R18X2CF	R18X271	18	2.0
R18X2.5CF	-	18	2.5

1 Steel and Stainless Steel Tubes (cont'd)



63 Parker
DirectLink

Part number	Tube Inside Diameter		Tube Outside Diameter		Wall thickness mm
	Steel	Stainless Steel	mm	mm	
R18X3CF	-		12	18	3.0
R20X1.5CF	-		17	20	1.5
R20X2CF	R20X271		16	20	2.0
R20X2.5CF	R20X2.571		15	20	2.5
R20X3CF	R20X371		14	20	3.0
R20X3.5CF	-		13	20	3.5
R20X4CF	-		12	20	4.0
R22X1.5CF	R22X1.571		19	22	1.5
R22X2CF	R22X271		18	22	2.0
R22X2.5CF	-		17	22	2.5
R22X3CF	-		16	22	3.0
R25X2CF	-		21	25	2.0
R25X2.5CF	R25X2.571		20	25	2.5
R25X3CF	R25X371		19	25	3.0
R25X4CF	-		17	25	4.0
R28X1.5CF	R28X1.571		25	28	1.5
R28X2CF	R28X271		24	28	2.0
R28X2.5CF	-		23	28	2.5
R28X3CF	-		22	28	3.0
R30X2CF	-		26	30	2.0
R30X2.5CF	R30X2.571		25	30	2.5
R30X3CF	R30X371		24	30	3.0
R30X4CF	R30X471		22	30	4.0
R30X5CF	-		20	30	5.0
R35X2CF	R35X271		31	35	2.0
R35X2.5CF	-		30	35	2.5
R35X3CF	-		29	35	3.0
R35X4CF	-		27	35	4.0
R38X2.5CF	-		33	38	2.5
R38X3CF	-		32	38	3.0
R38X4CF	R38X471		30	38	4.0
R38X5CF	-		28	38	5.0
R38X6CF	-		26	38	6.0
R38X7CF	-		24	38	7.0
R42X2CF	R42X271		38	42	2.0
R42X3CF	R42X371		36	42	3.0
R42X4CF	-		34	42	4.0

HYDRAULICS



Description:	• Replacement spin-on filter elements for size 1 and 2 Maxiflow suction and return line filters.
Operating pressure:	• Max. 10 bar (145 psi).
Operating temperature:	• From -30°C to +90°C.
Filtration media:	• Powder coated steel cans with glassfibre (Abs.) and cellulose (Nom.) elements.
Flow rate:	• Max. 360 l/min.
Seals:	• Nitrile.
Applications:	• Fork lift trucks, telescopic handlers, refuse vehicles and industrial power units.

Advantages:	• On-board, easy to read visual indicator. • Powder coated steel spin-on cans.
-------------	---

Benefits:	• Easy identification of element status. • Long term protection against corrosion
-----------	--

Spin-on replacement elements



54 Parker
Direct Link

Part number	Flow l/min	Micron
MXR8550	70	10
MX1518410X4*	70	10
MXR9560	30	3
MXR9550	180	10
MX1591410X4*	180	10

*Only available in 4 element packs.

THE RIGHT FILTER TO THE RIGHT PLACE



Parker Par Fit™

It's always a challenge to find the right filter – the right diameter and length? hydraulic? pneumatic? – and, of course, at the right time!

You can spend hours checking your stock or searching for the correct reference, it's tedious.

ParkerStore offers a much more effective way of selecting the right one for the job.

With more than 50,000 filters on our stocklist, it couldn't be easier – self-service, at your fingertips!

ParkerStore, the right place to go, to find the right filter.

For more information or to locate your nearest ParkerStore, visit www.parkerstore.com.



Apex Fluid Power Ltd.

Phone: 01228 511157

www.apexfluid.co.uk

Description:

- Conform to the ISO standards relating to collapse/burst resistance, fabrication integrity, material compatibility and flow fatigue characteristics.
- Par Fit™ elements are Multipass Tested for efficiency and performance.
- Directly interchangeable with competitor elements.
- Par Fit™ elements match and often surpass the efficiency of original elements.

Advantages:

- More than 50,000 competitor interchange elements.

Benefits:

- Parker media quality ensures filter efficiency and the right filter for every application.

Par Fit™



57 Parker Direct Link

Filter element Competitor	Competitor part number	Parker replacement part number
Argo	P2.1217-12	PR4465
Argo	P2.1217-21	PR4466
Argo	V2.1217-08	PR4467
Argo	V2.1217-36	PR4468
Argo	P3.0510-00	PR4469
Argo	V3.0607-06	PR4471
Argo	V3.0607-08	PR4472
Argo	P3.0510-02	PR4475
Argo	V3.0520-08	PR4476
Argo	V2.1217-03	938194Q
Donaldson	P164375	944022Q
Donaldson	P164378	944023Q
Donaldson	P164381	944024Q
Donaldson	P165338	944029Q
Donaldson	P176565	944032Q
Donaldson	P176566	944033Q
Donaldson	P165569	944035Q
Donaldson	P165659	944036Q
Donaldson	P176567	944047Q
Hydac	0035D020BN4HC	937058Q
Hydac	0140D003BH4HC	937059Q
Hydac	0140D003BN4HC	937060Q
Hydac	0140D005BH4HC	937061Q
Hydac	0140D005BN4HC	937062Q
Hydac	0140D010BH4HC	937063Q
Hydac	0140D010BN4HC	937064Q
Hydac	0140D020BH4HC	937065Q
Hydac	0140D020BN4HC	937066Q
Hydac	0480D003BH4HC	937067Q
Hydac	0480D003BN4HC	937068Q
Hydac	0480D005BH4HC	937069Q
Hydac	0480D005BN4HC	937070Q
Hydac	0480D010BH4HC	937071Q
Hydac	0480D010BN4HC	937072Q
Hydac	0480D020BH4HC	937073Q
Hydac	0480D020BN4HC	937074Q
Hydac	0500D003BH4HC	937075Q
Hydac	0500D003BN4HC	937076Q
Hydac	0500D005BH4HC	937077Q
Hydac	0500D005BN4HC	937078Q
Hydac	0500D010BH4HC	937079Q
Hydac	0500D010BN4HC	937080Q
Hydac	0500D020BH4HC	937081Q
Hydac	0500D020BN4HC	937082Q

1 Par Fit™ (cont'd)



57 Parker DirectLink

HYDRAULICS

Filter element Competitor	Competitor part number	Parker replacement part number
Hydac	0030D025W	939159Q
Hydac	0030D003BN4HC	PR3031Q
Hydac	0030D005BN4HC	PR3032Q
Hydac	0030D010BN4HC	PR3033Q
Hydac	0030D020BN4HC	PR3034Q
Hydac	0030D003BH4HC	PR3035Q
Hydac	0030D005BH4HC	PR3036Q
Hydac	0030D010BH4HC	PR3037Q
Hydac	0030D020BH4HC	PR3038Q
Hydac	0060D003BN4HC	PR3056Q
Hydac	0060D005BN4HC	PR3057Q
Hydac	0060D010BN4HC	PR3058Q
Hydac	0060D020BN4HC	PR3059Q
Hydac	0060D003BH4HC	PR3064Q
Hydac	0060D005BH4HC	PR3065Q
Hydac	0060D010BH4HC	PR3066Q
Hydac	0060D020BH4HC	PR3067Q
Hydac	0110D003BN4HC	PR3085Q
Hydac	0110D005BN4HC	PR3086Q
Hydac	0110D010BN4HC	PR3087Q
Hydac	0110D020BN4HC	PR3088Q
Hydac	0110D003BH4HC	PR3093Q
Hydac	0110D005BH4HC	PR3094Q
Hydac	0110D010BH4HC	PR3095Q
Hydac	0110D020BH4HC	PR3096Q
Hydac	0160D003BN4HC	PR3114Q
Hydac	0160D005BN4HC	PR3115Q
Hydac	0160D010BN4HC	PR3116Q
Hydac	0160D020BN4HC	PR3117Q
Hydac	0160D003BH4HC	PR3122Q
Hydac	0160D005BH4HC	PR3123Q
Hydac	0160D010BH4HC	PR3124Q
Hydac	0160D020BH4HC	PR3125Q
Hydac	0240D003BN4HC	PR3143Q
Hydac	0240D005BN4HC	PR3144Q
Hydac	0240D010BN4HC	PR3145Q
Hydac	0240D020BN4HC	PR3146Q
Hydac	0240D003BH4HC	PR3151Q
Hydac	0240D005BH4HC	PR3152Q
Hydac	0240D010BH4HC	PR3153Q
Hydac	0240D020BH4HC	PR3154Q
Hydac	0330D003BN4HC	PR3172Q
Hydac	0330D005BN4HC	PR3173Q
Hydac	0330D010BN4HC	PR3174Q
Hydac	0330D020BN4HC	PR3175Q
Hydac	0330D003BH4HC	PR3180Q
Hydac	0330D005BH4HC	PR3181Q
Hydac	0330D010BH4HC	PR3182Q
Hydac	0330D020BH4HC	PR3183Q
Hydac	0660D003BN4HC	PR3201Q
Hydac	0660D005BN4HC	PR3202Q
Hydac	0660D010BN4HC	PR3203Q
Hydac	0660D020BN4HC	PR3204Q
Hydac	0660D003BH4HC	PR3209Q

Par Fit™ (cont'd)



57 Parker Direct Link

Filter element Competitor	Competitor part number	Parker replacement part number
Hydac	0660D005BH4HC	PR3210Q
Hydac	0660D010BH4HC	PR3211Q
Hydac	0660D020BH4HC	PR3212Q
Hydac	0030R003BN4HC	938253Q
Hydac	0030R005BN4HC	938254Q
Hydac	0030R010BN4HC	938255Q
Hydac	0030R020BN4HC	938256Q
Hydac	0060R003BN4HC	938257Q
Hydac	0060R005BN4HC	938258Q
Hydac	0060R010BN4HC	938259Q
Hydac	0060R020BN4HC	938260Q
Hydac	0075R003BN4HC	938261Q
Hydac	0075R005BN4HC	938262Q
Hydac	0075R010BN4HC	938263Q
Hydac	0075R020BN4HC	938264Q
Hydac	0110R003BN4HC	938265Q
Hydac	0110R005BN4HC	938266Q
Hydac	0110R010BN4HC	938267Q
Hydac	0110R020BN4HC	938268Q
Hydac	0160R003BN4HC	938269Q
Hydac	0160R005BN4HC	938270Q
Hydac	0160R010BN4HC	938271Q
Hydac	0160R020BN4HC	938272Q
Hydac	0165R003BN4HC	938273Q
Hydac	0165R005BN4HC	938274Q
Hydac	0165R010BN4HC	938275Q
Hydac	0165R020BN4HC	938276Q
Hydac	0240R003BN4HC	938277Q
Hydac	0240R005BN4HC	938278Q
Hydac	0240R010BN4HC	938279Q
Hydac	0240R020BN4HC	938280Q
Hydac	0330R003BN4HC	938281Q
Hydac	0330R005BN4HC	938282Q
Hydac	0330R010BN4HC	938283Q
Hydac	0330R020BN4HC	938284Q
Hydac	0500R003BN4HC	938285Q
Hydac	0500R005BN4HC	938286Q
Hydac	0500R010BN4HC	938287Q
Hydac	0500R020BN4HC	938288Q
Hydac	0660R003BN4HC	938289Q
Hydac	0660R005BN4HC	938290Q
Hydac	0660R010BN4HC	938291Q
Hydac	0660R020BN4HC	938292Q
Hydac	0850R003BN4HC	938293Q
Hydac	0850R005BN4HC	938294Q
Hydac	0850R010BN4HC	938295Q
Hydac	0850R020BN4HC	938296Q
Hydac	0950R003BN4HC	938297Q
Hydac	0950R005BN4HC	938298Q
Hydac	0950R010BN4HC	938299Q
Hydac	0950R020BN4HC	938300Q
Hydac	1300R003BN4HC	938301Q
Hydac	1300R005BN4HC	938302Q
Hydac	1300R010BN4HC	938303Q



1 Par Fit™ (cont'd)



57 Parker DirectLink

Filter element Competitor	Competitor part number	Parker replacement part number
Hydac	1300R020BN4HC	938304Q
Hydac	1700R003BN4HC	938305Q
Hydac	1700R005BN4HC	938306Q
Hydac	1700R010BN4HC	938307Q
Hydac	1700R020BN4HC	938308Q
Hydac	2600R003BN4HC	938310Q
Hydac	2600R005BN4HC	938311Q
Hydac	2600R010BN4HC	938312Q
Hydac	2600R020BN4HC	938313Q
Hydac	0480R010BN4HC	944060Q
Internormen	01.E 320.10VG.16.S.V	938168Q
Internormen	01.E 320.25VG.16.S.V	938169Q
Internormen	01.E 170.10VG.HR.E.V	938172Q
Internormen	01.E 170.25VG.HR.E.V	938173Q
Internormen	01.E 360.10VG.HR.E.V	938176Q
Internormen	01.E 360.25VG.HR.E.V	938177Q
Internormen	01.NL 63.10VG.30.E.V	938180Q
Internormen	01.NL 63.25VG.30.E.V	938181Q
Internormen	01.NL 100.10VG.30.E.V	938184Q
Internormen	01.NL 100.25VG.30.E.V	938185Q
Internormen	01.E 210.10VG.16.S.V	938188Q
Internormen	01.E 210.25VG.16.S.V	938189Q
Internormen	01.E.425.3VG.16.S.V	938190Q
Internormen	01.E 425.10VG.16.S.V	938192Q
Internormen	01.E 425.25VG.16.S.V	938193Q
Internormen	01.E 631.10VG.16.S.V	938212Q
Internormen	01.E 631.25VG.16.S.V	938213Q
Internormen	01.E 450.3VG.HR.E.V	938214Q
Internormen	01.E 450.10VG.HR.E.V	938216Q
Internormen	01.E 450.25VG.HR.E.V	938217Q
Internormen	01.E 360.10VG.30.E.V	938220Q
Internormen	01.E 360.25VG.30.E.V	938221Q
Internormen	01.E 450.10VG.30.E.V	938224Q
Internormen	01.E 450.25VG.30.E.V	938225Q
Internormen	01.E.240.10VG.HR.E.V	938228Q
Internormen	01.E.240.25VG.HR.E.V	938229Q
Internormen	01.E 170.10VG.30.E.V	938232Q
Internormen	01.E 170.25VG.30.E.V	938233Q
Internormen	01.E 425.10VG.16.E.V	938236Q
Internormen	01.E 425.25VG.16.E.V	938237Q
Internormen	01.E 90.10VG.HR.E.V	938240Q
Internormen	01.E 90.25VG.HR.E.V	938241Q
Internormen	01.E 30.10VG.30.E.V	938244Q
Internormen	01.E 30.25VG.30.E.V	938245Q
Internormen	01.NL.40.10VG.HR.E.V	938248Q
Internormen	01.NL.40.25VG.HR.E.V	938249Q
Internormen	01.NBF 25-40.3VL.B.P	938251Q
Internormen	01.NBF 55-85.3VL.B.P	938252Q
Mahle	852 127 SMX 10	937100Q
Mahle	852 127 SMX 25	937101Q
Mahle	852 127 SMX VST 10	937103Q
Mahle	852 439 Sm 10	937105Q
Mahle	852 519 Mic 10	937106Q
Mahle	852 690 Sm 10	937108Q

Par Fit™ (cont'd)



57 Parker Direct Link

Filter element Competitor	Competitor part number	Parker replacement part number
Mahle	852 760 Sm 10	937109Q
Mahle	852 760 Sm 25	937110Q
Mahle	Pi3105 SMX 10	PR2831Q
Mahle	Pi4105 SMX25	PR2832Q
Mahle	Pi3205 SMXVST10	PR2834Q
Mahle	Pi4205 SMXVST25	PR2835Q
Mahle	Pi2108SMX3	PR2838Q
Mahle	Pi3108 SMX 10	PR2839Q
Mahle	Pi4108 SMX25	PR2840Q
Mahle	Pi2208SMXVST3	PR2841Q
Mahle	Pi3208 SMXVST10	PR2842Q
Mahle	Pi4208 SMXVST25	PR2843Q
Mahle	Pi3111 SMX 10	PR2847Q
Mahle	Pi4111 SMX25	PR2848Q
Mahle	Pi2211SMXVST3	PR2849Q
Mahle	Pi3211 SMXVST10	PR2850Q
Mahle	Pi4211 SMXVST25	PR2851Q
Mahle	Pi3115 SMX10	PR2855Q
Mahle	Pi4115 SMX25	PR2856Q
Mahle	Pi2215SMXVST3	PR2857Q
Mahle	Pi3215 SMXVST10	PR2858Q
Mahle	Pi4215 SMXVST25	PR2859Q
Mahle	Pi3130 SMX10	PR2863Q
Mahle	Pi4130 SMX25	PR2864Q
Mahle	Pi2230SMXVST3	PR2865Q
Mahle	Pi3230 SMXVST10	PR2866Q
Mahle	Pi4230 SMXVST25	PR2867Q
Mahle	Pi3145 SMX10	PR2871Q
Mahle	Pi4145 SMX25	PR2872Q
Mahle	Pi2245SMXVST3	PR2873Q
Mahle	Pi3245 SMXVST10	PR2874Q
Mahle	Pi4245 SMXVST25	PR2875Q
Mahle	852 435 SM 25	PR4374Q
Mahle	852 435 SM 10	PR4375Q
Mahle	852 436 SM 25	PR4376Q
Mahle	852 436 SM 10	PR4377Q
Mahle	852 761 SM 25	PR4379Q
Mahle	852 761 SM 10	PR4380Q
Mahle	852 126 Mic 10	PR4381Q
Mahle	Pi23010RNSM-X10	PR4500Q
Mahle	Pi25010RNSM-X25	PR4501Q
Mahle	Pi23016RNSM-X10	PR4503Q
Mahle	Pi25016RNSM-X25	PR4504Q
Mahle	Pi23025RNSM-X10	PR4506Q
Mahle	Pi25025RNSM-X25	PR4507Q
Mahle	Pi22040RNSM-X06	PR4509Q
Mahle	Pi23040RNSM-X10	PR4510Q
Mahle	Pi25040RNSM-X25	PR4511Q
Mahle	Pi23063RNSM-X10	PR4514Q
Mahle	Pi25063RNSM-X25	PR4515Q
Mahle	Pi23100RNSM-X10	PR4518Q
Mahle	Pi25100RNSM-X25	PR4519Q
Mahle	Pi71004DN SMXVST3	PR4520Q
Mahle	Pi73004DN SMXVST10	PR4521Q



1 Par Fit™ (cont'd)



57 Parker DirectLink

HYDRAULICS

Filter element Competitor	Competitor part number	Parker replacement part number
Mahle	Pi21004DNSM-X3	PR4522Q
Mahle	Pi23004DNSM-X10	PR4523Q
Mahle	Pi71006DN SMXVST3	PR4524Q
Mahle	Pi73006DN SMXVST10	PR4525Q
Mahle	Pi21006DNSM-X3	PR4526Q
Mahle	Pi23006DNSM-X10	PR4527Q
Mahle	Pi71010DN SMXVST3	PR4528Q
Mahle	Pi73010DN SMXVST10	PR4529Q
Mahle	Pi21010DNSM-X3	PR4530Q
Mahle	Pi23010DNSM-X10	PR4531Q
Mahle	Pi71016DN SMXVST3	PR4532Q
Mahle	Pi73016DN SMXVST10	PR4533Q
Mahle	Pi21016DNSM-X3	PR4534Q
Mahle	Pi23016DNSM-X10	PR4535Q
Mahle	Pi71025DN SMXVST3	PR4536Q
Mahle	Pi73025DN SMXVST10	PR4537Q
Mahle	Pi21025DNSM-X3	PR4538Q
Mahle	Pi23025DNSM-X10	PR4539Q
Mahle	Pi71040DN SMXVST3	PR4540Q
Mahle	Pi73040DN SMXVST10	PR4541Q
Mahle	Pi21040DNSM-X3	PR4542Q
Mahle	Pi23040DNSM-X10	PR4543Q
MP Filtri	HP0371A10VN	938323Q
MP Filtri	HP0371A25VN	938324Q
MP Filtri	HP0372A10VN	938327Q
MP Filtri	HP0372A25VN	938328Q
MP Filtri	HP0651A10VN	938331Q
MP Filtri	HP0651A25VN	938332Q
MP Filtri	HP0652A10VN	938335Q
MP Filtri	HP0652A25VN	938336Q
MP Filtri	HP0653A10VN	938339Q
MP Filtri	HP0653A25VN	938340Q
MP Filtri	HP1351A10VN	938343Q
MP Filtri	HP1351A25VN	938344Q
MP Filtri	HP1352A10VN	938347Q
MP Filtri	HP1352A25VN	938348Q
MP Filtri	HP1353A10VN	938351Q
MP Filtri	HP1353A25VN	938352Q
MP Filtri	HP3201A10VN	938355Q
MP Filtri	HP3201A25VN	938356Q
MP Filtri	HP3202A10VN	938359Q
MP Filtri	HP3202A25VN	938360Q
MP Filtri	HP3203A10VN	943502Q
MP Filtri	HP3203A25VN	943503Q
MP Filtri	HP3204A10VN	943506Q
MP Filtri	HP3204A25VN	943507Q
MP Filtri	HP5001A10VN	943510Q
MP Filtri	HP5001A25VN	943511Q
MP Filtri	HP5002A10VN	943514Q
MP Filtri	HP5002A25VN	943515Q
MP Filtri	HP5003A10VN	943518Q
MP Filtri	HP5003A25VN	943519Q
MP Filtri	HP5004A10VN	943522Q
MP Filtri	HP5004A25VN	943523Q

Par Fit™ (cont'd)



57 Parker Direct Link

Filter element Competitor	Competitor part number	Parker replacement part number
MP Filtri	HP5005A10VN	943526Q
MP Filtri	HP5005A25VN	943527Q
MP Filtri	HP0371P10VN	938324Q
MP Filtri	HP0371P25VN	938324Q
MP Filtri	HP0372P10VN	938328Q
MP Filtri	HP0372P25VN	938328Q
MP Filtri	HP0651P10VN	938332Q
MP Filtri	HP0651P25VN	938332Q
MP Filtri	HP0652P10VN	938336Q
MP Filtri	HP0652P25VN	938336Q
MP Filtri	HP0653P10VN	938340Q
MP Filtri	HP0653P25VN	938340Q
MP Filtri	HP1351P10VN	938344Q
MP Filtri	HP1351P25VN	938344Q
MP Filtri	HP1352P10VN	938348Q
MP Filtri	HP1352P25VN	938348Q
MP Filtri	HP1353P10VN	938352Q
MP Filtri	HP1353P25VN	938352Q
MP Filtri	HP3201P10VN	938356Q
MP Filtri	HP3201P25VN	938356Q
MP Filtri	HP3202P10VN	938360Q
MP Filtri	HP3202P25VN	938360Q
MP Filtri	HP3203P10VN	943503Q
MP Filtri	HP3203P25VN	943503Q
MP Filtri	HP3204P10VN	943507Q
MP Filtri	HP3204P25VN	943507Q
MP Filtri	HP5001P10VN	943511Q
MP Filtri	HP5001P25VN	943511Q
MP Filtri	HP5002P10VN	943515Q
MP Filtri	HP5002P25VN	943515Q
MP Filtri	HP5003P10VN	943519Q
MP Filtri	HP5003P25VN	943519Q
MP Filtri	HP5004P10VN	943523Q
MP Filtri	HP5004P25VN	943523Q
MP Filtri	HP5005P10VN	943527Q
MP Filtri	HP5005P25VN	943527Q
MP Filtri	HP0371M10VN	938324Q
MP Filtri	HP0371M25VN	938324Q
MP Filtri	HP0372M10VN	938328Q
MP Filtri	HP0372M25VN	938328Q
MP Filtri	HP0651M10VN	938332Q
MP Filtri	HP0651M25VN	938332Q
MP Filtri	HP0652M10VN	938336Q
MP Filtri	HP0652M25VN	938336Q
MP Filtri	HP0653M10VN	938340Q
MP Filtri	HP0653M25VN	938340Q
MP Filtri	HP1351M10VN	938344Q
MP Filtri	HP1351M25VN	938344Q
MP Filtri	HP1352M10VN	938348Q
MP Filtri	HP1352M25VN	938348Q
MP Filtri	HP1353M10VN	938352Q
MP Filtri	HP1353M25VN	938352Q
MP Filtri	HP3201M10VN	938356Q
MP Filtri	HP3201M25VN	938356Q

1 Par Fit™ (cont'd)



57 Parker DirectLink

HYDRAULICS

Filter element Competitor	Competitor part number	Parker replacement part number
MP Filtri	HP3202M10VN	938360Q
MP Filtri	HP3202M25VN	938360Q
MP Filtri	HP3203M10VN	943503Q
MP Filtri	HP3203M25VN	943503Q
MP Filtri	HP3204M10VN	943507Q
MP Filtri	HP3204M25VN	943507Q
MP Filtri	HP5001M10VN	943511Q
MP Filtri	HP5001M25VN	943511Q
MP Filtri	HP5002M10VN	943515Q
MP Filtri	HP5002M25VN	943515Q
MP Filtri	HP5003M10VN	943519Q
MP Filtri	HP5003M25VN	943519Q
MP Filtri	HP5004M10VN	943523Q
MP Filtri	HP5004M25VN	943523Q
MP Filtri	HP5005M10VN	943527Q
MP Filtri	HP5005M25VN	943527Q
MP Filtri	HP0651A10VH	943615Q
MP Filtri	HP0651A25VH	943616Q
MP Filtri	HP0652A10VH	943619Q
MP Filtri	HP0652A25VH	943620Q
MP Filtri	HP0653A10VH	943623Q
MP Filtri	HP0653A25VH	943624Q
MP Filtri	HP1351A10VH	943627Q
MP Filtri	HP1351A25VH	943628Q
MP Filtri	HP1352A10VH	943631Q
MP Filtri	HP1352A25VH	943632Q
MP Filtri	HP1353A10VH	943635Q
MP Filtri	HP1353A25VH	943636Q
MP Filtri	HP3201A10VH	943639Q
MP Filtri	HP3201A25VH	943640Q
MP Filtri	HP3202A10VH	943643Q
MP Filtri	HP3202A25VH	943644Q
MP Filtri	HP3203A10VH	943647Q
MP Filtri	HP3203A25VH	943648Q
MP Filtri	HP3204A10VH	943651Q
MP Filtri	HP3204A25VH	943652Q
MP Filtri	HP5001A10VH	943655Q
MP Filtri	HP5001A25VH	943656Q
MP Filtri	HP5002A10VH	943659Q
MP Filtri	HP5002A25VH	943660Q
MP Filtri	HP5003A10VH	943663Q
MP Filtri	HP5003A25VH	943664Q
MP Filtri	HP5004A10VH	943667Q
MP Filtri	HP5004A25VH	943668Q
MP Filtri	HP5005A10VH	943671Q
MP Filtri	HP5005A25VH	943672Q
MP Filtri	HP0651M10VH	943616Q
MP Filtri	HP0651M25VH	943616Q
MP Filtri	HP0652M10VH	943620Q
MP Filtri	HP0652M25VH	943620Q
MP Filtri	HP0653M10VH	943624Q
MP Filtri	HP0653M25VH	943624Q
MP Filtri	HP1351M10VH	943628Q
MP Filtri	HP1351M25VH	943628Q

Par Fit™ (cont'd)



57 Parker Direct Link

Filter element Competitor	Competitor part number	Parker replacement part number
MP Filtri	HP1352M10VH	943632Q
MP Filtri	HP1352M25VH	943632Q
MP Filtri	HP1353M10VH	943636Q
MP Filtri	HP1353M25VH	943636Q
MP Filtri	HP3201M10VH	943640Q
MP Filtri	HP3201M25VH	943640Q
MP Filtri	HP3202M10VH	943644Q
MP Filtri	HP3202M25VH	943644Q
MP Filtri	HP3203M10VH	943648Q
MP Filtri	HP3203M25VH	943648Q
MP Filtri	HP3204M10VH	943652Q
MP Filtri	HP3204M25VH	943652Q
MP Filtri	HP5001M10VH	943656Q
MP Filtri	HP5001M25VH	943656Q
MP Filtri	HP5002M10VH	943660Q
MP Filtri	HP5002M25VH	943660Q
MP Filtri	HP5003M10VH	943664Q
MP Filtri	HP5003M25VH	943664Q
MP Filtri	HP5004M10VH	943668Q
MP Filtri	HP5004M25VH	943668Q
MP Filtri	HP5005M10VH	943672Q
MP Filtri	HP5005M25VH	943672Q
MP Filtri	MF0301A10VN	943705Q
MP Filtri	MF0301A25VN	943706Q
MP Filtri	MF1001A10VN	943709Q
MP Filtri	MF1001A25VN	943710Q
MP Filtri	MF1002A10VN	943713Q
MP Filtri	MF1002A25VN	943714Q
MP Filtri	MF1003A10VN	943717Q
MP Filtri	MF1003A25VN	943718Q
MP Filtri	MF1801A10VN	943721Q
MP Filtri	MF1801A25VN	943722Q
MP Filtri	MF1802A10VN	943725Q
MP Filtri	MF1802A25VN	943726Q
MP Filtri	MF4001A10VN	943729Q
MP Filtri	MF4001A25VN	943730Q
MP Filtri	MF4002A10VN	943733Q
MP Filtri	MF4002A25VN	943734Q
MP Filtri	MF4003A10VN	943737Q
MP Filtri	MF4003A25VN	943738Q
MP Filtri	MF7501A10VN	943741Q
MP Filtri	MF7501A25VN	943742Q
MP Filtri	MF0301P10VN	943706Q
MP Filtri	MF0301P25VN	943706Q
MP Filtri	MF1001P10VN	943710Q
MP Filtri	MF1001P25VN	943710Q
MP Filtri	MF1002P10VN	943714Q
MP Filtri	MF1002P25VN	943714Q
MP Filtri	MF1003P10VN	943718Q
MP Filtri	MF1003P25VN	943718Q
MP Filtri	MF1801P10VN	943722Q
MP Filtri	MF1801P25VN	943722Q
MP Filtri	MF1802P10VN	943726Q
MP Filtri	MF1802P25VN	943726Q

1 Par Fit™ (cont'd)



57 Parker DirectLink

HYDRAULICS

Filter element Competitor	Competitor part number	Parker replacement part number
MP Filtri	MF4001P10VN	943730Q
MP Filtri	MF4001P25VN	943730Q
MP Filtri	MF4002P10VN	943734Q
MP Filtri	MF4002P25VN	943734Q
MP Filtri	MF4003P10VN	943738Q
MP Filtri	MF4003P25VN	943738Q
MP Filtri	MF7501P10VN	943742Q
MP Filtri	MF7501P25VN	943742Q
MP Filtri	MF0301M25VN	943706Q
MP Filtri	MF1001M25VN	943710Q
MP Filtri	MF1002M25VN	943714Q
MP Filtri	MF1003M25VN	943718Q
MP Filtri	MF1801M25VN	943722Q
MP Filtri	MF1802M25VN	943726Q
MP Filtri	MF4001M25VN	943730Q
MP Filtri	MF4002M25VN	943734Q
MP Filtri	MF4003M25VN	943738Q
MP Filtri	MF7501M25VN	943742Q
MP Filtri	CU025A10VN	943795Q
MP Filtri	CU025A25VN	943796Q
MP Filtri	CU040A10VN	943799Q
MP Filtri	CU040A25VN	943800Q
MP Filtri	CU100A10VN	943803Q
MP Filtri	CU100A25VN	943804Q
MP Filtri	CU200A10VN	943807Q
MP Filtri	CU200A25VN	943808Q
MP Filtri	CU250A10VN	943811Q
MP Filtri	CU250A25VN	943812Q
MP Filtri	CU350A10VN	943815Q
MP Filtri	CU350A25VN	943816Q
MP Filtri	CU630A10VN	943819Q
MP Filtri	CU630A25VN	943820Q
MP Filtri	CU730A10VN	943823Q
MP Filtri	CU730A25VN	943824Q
MP Filtri	CU850A10VN	943827Q
MP Filtri	CU850A25VN	943828Q
MP Filtri	CU025P10VN	943796Q
MP Filtri	CU025P25VN	943796Q
MP Filtri	CU040P10VN	943800Q
MP Filtri	CU040P25VN	943800Q
MP Filtri	CU100P10VN	943804Q
MP Filtri	CU100P25VN	943804Q
MP Filtri	CU200P10VN	943808Q
MP Filtri	CU200P25VN	943808Q
MP Filtri	CU250P10VN	943812Q
MP Filtri	CU250P25VN	943812Q
MP Filtri	CU350P10VN	943816Q
MP Filtri	CU350P25VN	943816Q
MP Filtri	CU630P10VN	943820Q
MP Filtri	CU630P25VN	943820Q
MP Filtri	CU730P10VN	943824Q
MP Filtri	CU730P25VN	943824Q
MP Filtri	CU850P10VN	943828Q
MP Filtri	CU850P25VN	943828Q

Par Fit™ (cont'd)



57 Parker Direct Link

Filter element Competitor	Competitor part number	Parker replacement part number
MP Filtri	CU025M25VN	943796Q
MP Filtri	CU040M25VN	943800Q
MP Filtri	CU100M25VN	943804Q
MP Filtri	CU200M25VN	943808Q
MP Filtri	CU250M25VN	943812Q
MP Filtri	CU350M25VN	943816Q
MP Filtri	CU630M25VN	943820Q
MP Filtri	CU730M25VN	943824Q
MP Filtri	CU850M25VN	943828Q
MP Filtri	MR1001A10V	938319Q
MP Filtri	MR1001A25V	938320Q
MP Filtri	MR1001P10V	938320Q
MP Filtri	MR1001P25V	938320Q
MP Filtri	MR1001M25V	938320Q
MP Filtri	MR1002A10V	943880Q
MP Filtri	MR1002A25V	943881Q
MP Filtri	MR1002P10V	943881Q
MP Filtri	MR1002P25V	943881Q
MP Filtri	MR1002M25V	943881Q
MP Filtri	MR1003A10V	943888Q
MP Filtri	MR1003A25V	943889Q
MP Filtri	MR1003P10V	943889Q
MP Filtri	MR1003P25V	943889Q
MP Filtri	MR1003M25V	943889Q
MP Filtri	MR1004A10V	943896Q
MP Filtri	MR1004A25V	943897Q
MP Filtri	MR1004P10V	943897Q
MP Filtri	MR1004P25V	943897Q
MP Filtri	MR1004M25V	943897Q
MP Filtri	MR2501A10V	943904Q
MP Filtri	MR2501A25V	943905Q
MP Filtri	MR2501P10V	943905Q
MP Filtri	MR2501P25V	943905Q
MP Filtri	MR2501M25V	943905Q
MP Filtri	MR2502A10V	943912Q
MP Filtri	MR2502A25V	943913Q
MP Filtri	MR2502P10V	943913Q
MP Filtri	MR2502P25V	943913Q
MP Filtri	MR2502M25V	943913Q
MP Filtri	MR2503A10V	943920Q
MP Filtri	MR2503A25V	943921Q
MP Filtri	MR2503P10V	943921Q
MP Filtri	MR2503P25V	943921Q
MP Filtri	MR2503M25V	943921Q
MP Filtri	MR2504A10V	943928Q
MP Filtri	MR2504A25V	943929Q
MP Filtri	MR2504P10V	943929Q
MP Filtri	MR2504P25V	943929Q
MP Filtri	MR2504M25V	943929Q
MP Filtri	MR6301A10V	943936Q
MP Filtri	MR6301A25V	943937Q
MP Filtri	MR6301P10V	943937Q
MP Filtri	MR6301P25V	943937Q
MP Filtri	MR6301M25V	943937Q



1 Par Fit™ (cont'd)



57 Parker DirectLink

HYDRAULICS

Filter element Competitor	Competitor part number	Parker replacement part number
MP Filtri	MR6302A10V	943944Q
MP Filtri	MR6302A25V	943945Q
MP Filtri	MR6302P10V	943945Q
MP Filtri	MR6302P25V	943945Q
MP Filtri	MR6302M25V	943945Q
MP Filtri	MR6303A10V	943952Q
MP Filtri	MR6303A25V	943953Q
MP Filtri	MR6303P10V	943953Q
MP Filtri	MR6303P25V	943953Q
MP Filtri	MR6303M25V	943953Q
MP Filtri	MR6304A10V	943960Q
MP Filtri	MR6304A25V	943961Q
MP Filtri	MR6304P10V	943961Q
MP Filtri	MR6304P25V	943961Q
MP Filtri	MR6304M25V	943961Q
MP Filtri	MR8501A10V	943968Q
MP Filtri	MR8501A25V	943969Q
MP Filtri	MR8501P10V	943969Q
MP Filtri	MR8501P25V	943969Q
MP Filtri	MR8501M25V	943969Q
MP Filtri	MR8502A10V	943976Q
MP Filtri	MR8502A25V	943977Q
MP Filtri	MR8502P10V	943977Q
MP Filtri	MR8502P25V	943977Q
MP Filtri	MR8502M25V	943977Q
MP Filtri	MR8503A10V	943984Q
MP Filtri	MR8503A25V	943985Q
MP Filtri	MR8503P10V	943985Q
MP Filtri	MR8503P25V	943985Q
MP Filtri	MR8503M25V	943985Q
MP Filtri	MR8504A10V	943992Q
MP Filtri	MR8504A25V	943993Q
MP Filtri	MR8504P10V	943993Q
MP Filtri	MR8504P25V	943993Q
MP Filtri	MR8504M25V	943993Q
Pall	HC6400FKS13H	935141
Pall	HC6400FKT13H	935142
Pall	HC6400FKS16H	935145
Pall	HC6400FKT16H	935146
Pall	HC6400FKS26H	935149
Pall	HC6400FKT26H	935150
Pall	HC6500FKS13H	935153
Pall	HC6500FKT13H	935154
Pall	HC6500FKS16H	935157
Pall	HC6500FKT16H	935158
Pall	HC6500FKS26H	935161
Pall	HC6500FKT26H	935162
Pall	HC8500FKS8H	935173
Pall	HC8500FKT8H	935174
Pall	HC8500FKS13H	935177
Pall	HC8500FKT13H	935178
Pall	HC8500FKS26H	935181
Pall	HC8500FKT26H	935182
Pall	HC9801FKT8Z	935194

Par Fit™ (cont'd)



57 Parker Direct Link

Filter element Competitor	Competitor part number	Parker replacement part number
Pall	HC9901FKT13H	935196
Pall	HC9901FKT26H	935198
Pall	HC9901FKT39H	935200
Pall	HC9020FKS4H	925580Q
Pall	HC9020FKP4H	925582Q
Pall	HC9020FKS8H	925600Q
Pall	HC9020FKP8H	925602Q
Pall	HC9600FKP13H	926698Q
Pall	HC9600FKP16H	926699Q
Pall	HC9600FKS13H	926839Q
Pall	HC9600FKN4H	926841Q
Pall	HC9600FKN8H	926843Q
Pall	HC9600FKN13H	926845Q
Pall	HC9600FKS16H	926888Q
Pall	HC9600FKN16H	926890Q
Pall	HC9650FKN8H	926988Q
Pall	HC9650FKS8H	926990Q
Pall	HC9650FKP8H	926992Q
Pall	HC9650FKN16H	926994Q
Pall	HC9650FKS16H	926996Q
Pall	HC9650FKP16H	926998Q
Pall	HC9601FKT4H	927169Q
Pall	HC9601FKP4H	927170Q
Pall	HC9601FKT8H	927175Q
Pall	HC9601FKP8H	927176Q
Pall	HC9601FKT13H	927181Q
Pall	HC9601FKP13H	927182Q
Pall	HC8300FKS8H	927661Q
Pall	HC8300FKP8H	927663Q
Pall	HC9021FKS4H	927696Q
Pall	HC9021FKP8H	927723Q
Pall	HC9021FKP4H	927725Q
Pall	HC8300FKN8H	927861Q
Pall	HC9601FKT16H	928142Q
Pall	HC9601FKP16H	928143Q
Pall	HC9651FKT8H	928150Q
Pall	HC9651FKP8H	928152Q
Pall	HC9651FKT16H	928154Q
Pall	HC9651FKP16H	928156Q
Pall	HC9021FKT4H	928642Q
Pall	HC9021FKT8H	928643Q
Pall	HC8300FKT8H	929099Q
Pall	HC9400FKS13H	929885Q
Pall	HC9400FKS26H	929891Q
Pall	HC9600FKT13H	930162Q
Pall	HC9600FKT16H	930164Q
Pall	HC9800FKP4H	930189Q
Pall	HC9800FKS4H	930190Q
Pall	HC9800FKT4H	930191Q
Pall	HC9800FKP8H	930192Q
Pall	HC9800FKS8H	930193Q
Pall	HC9800FKT8H	930194Q
Pall	HC9800FKN4H	930197Q
Pall	HC9800FKN8H	930198Q

1 Par Fit™ (cont'd)



57 Parker DirectLink

Filter element Competitor	Competitor part number	Parker replacement part number
Pall	HC8800FKS8H	930219Q
Pall	HC8800FKT8H	930220Q
Pall	HC8800FKS13H	930223Q
Pall	HC8800FKT13H	930224Q
Pall	HC8800FKS16H	930227Q
Pall	HC8800FKT16H	930228Q
Pall	HC9700FKT9H	931018Q
Pall	HC9700FKT18H	931020Q
Pall	HC9700FKS9H	932670Q
Pall	HC9700FKS18H	932679Q
Pall	HC8300FKP39H	932872Q
Pall	HC8300FKN39H	932873Q
Pall	HC8300FKS39H	932874Q
Pall	HC8300FKT39H	932875Q
Pall	HC8300FKT16H	933047Q
Pall	HC8400FKS39H	933091Q
Pall	HC8400FKT39H	933092Q
Pall	HC8900FKP8H	933193Q
Pall	HC8900FKN8H	933194Q
Pall	HC8900FKS8H	933195Q
Pall	HC8900FKT8H	933196Q
Pall	HC8900FKP13H	933202Q
Pall	HC8900FKN13H	933203Q
Pall	HC8900FKS13H	933204Q
Pall	HC8900FKT13H	933205Q
Pall	HC8900FKP16H	933210Q
Pall	HC8900FKN16H	933211Q
Pall	HC8900FKS16H	933212Q
Pall	HC8900FKT16H	933213Q
Pall	HC8900FKP26H	933218Q
Pall	HC8900FKN26H	933219Q
Pall	HC8900FKS26H	933220Q
Pall	HC8900FKT26H	933221Q
Pall	HC8400FKS26H	933228Q
Pall	HC8400FKT26H	933229Q
Pall	HC9020FKN4H	933239Q
Pall	HC9020FKN8H	933246Q
Pall	HC9400FKT13H	933253Q
Pall	HC9400FKT26H	933258Q
Pall	HC9400FKS39H	933265Q
Pall	HC9400FKT39H	933266Q
Pall	HC9650FKT8H	933295Q
Pall	HC9650FKT16H	933302Q
Pall	HC8200FKS8H	933364Q
Pall	HC8200FKT8H	933365Q
Pall	HC9700FKS27H	933488Q
Pall	HC9700FKT27H	933489Q
Pall	HC8400FKT16H	933763Q
Pall	HC8400FKS8H	933774Q
Pall	HC8400FKT8H	933775Q
Pall	HC8400FKS16H	933777Q
Pall	HC9800FKP13H	933782Q
Pall	HC9800FKN13H	933784Q
Pall	HC9800FKS13H	933786Q

HYDRAULICS

Par Fit™ (cont'd)



57 Parker Direct Link

Filter element Competitor	Competitor part number	Parker replacement part number
Pall	HC9800FKT13H	933788Q
Pall	HC8314FKS39H	934123Q
Pall	HC8314FKT39H	934124Q
Pall	HC9601FKN8H	934194Q
Pall	HC8314FKS16H	934310Q
Pall	HC8314FKT16H	934311Q
Pall	HC8200FKS13H	934474Q
Pall	HC8200FKT13H	934475Q
Pall	HC9801FKP4H	935191
Pall	HC9801FKT4H	935192
Pall	HC9801FKP8H	935193
Pall	HC9801FKT8H	935194
Pall	HC8200FKS16H	935550Q
Pall	HC8200FKT16H	935551Q
Pall	HC6300FKS13H	937123Q
Pall	HC6300FKS16H	937124Q
Pall	HC6300FKS26H	937125Q
Pall	HC6300FKS8H	937126Q
Pall	HC6300FKT13H	937127Q
Pall	HC6300FKT16H	937128Q
Pall	HC6300FKT26H	937129Q
Pall	HC6300FKT8H	937130Q
Pall	HC6400FKS8H	937142Q
Pall	HC6400FKT8H	937146Q
Pall	HC8300FKS21H	937155Q
Pall	HC8300FKS26H	937156Q
Pall	HC8300FKT21H	937157Q
Pall	HC8300FKT26H	937158Q
Pall	HC8304FKS16H	937169Q
Pall	HC8304FKS39H	937170Q
Pall	HC8304FKT16H	937171Q
Pall	HC8304FKT39H	937172Q
Pall	HC8900FKN39H	937180Q
Pall	HC8900FKP39H	937181Q
Pall	HC8900FKS39H	937182Q
Pall	HC8900FKT39H	937183Q
Pall	HC9601FKS13H	937187Q
Pall	HC9601FKS16H	937188Q
Pall	HC9601FKS4H	937189Q
Pall	HC9601FKS8H	937190Q
Pall	HC9604FKP8H	937200Q
Pall	HC9604FKS13H	937201Q
Pall	HC9604FKS16H	937202Q
Pall	HC9604FKS4H	937203Q
Pall	HC9604FKS8H	937204Q
Pall	HC9604FKT13H	937205Q
Pall	HC9604FKT16H	937206Q
Pall	HC9604FKT4H	937207Q
Pall	HC9604FKT8H	937208Q
Pall	HC9650FKN13H	937209Q
Pall	HC9650FKS13H	937213Q
Pall	HC9650FKS4H	937214Q
Pall	HC9650FKT13H	937215Q
Pall	HC9650FKT4H	937216Q

1 Par Fit™ (cont'd)



57 Parker
DirectLink

Filter element Competitor	Competitor part number	Parker replacement part number
Pall	HC9651FKS16H	937219Q
Pall	HC9651FKS8H	937220Q
Pall	HC9801FKS13H	937221Q
Pall	HC9801FKS4H	937222Q
Pall	HC9801FKS8H	937223Q
Pall	HC9801FKP13H	PR2759Q
Pall	HC9801FKT13H	PR2760Q
Pall	HC8300FKN16H	PR2798Q
Pall	HC9600FKP4H	PR3435Q
Pall	HC9600FKP8H	PR3436Q
Pall	HC9600FKS4H	PR3437Q
Pall	HC9600FKS8H	PR3438Q
Pall	HC9600FKT4H	PR3440Q
Pall	HC9600FKT8H	PR3441Q
Pall	HC9020FKT4H	PR3444Q
Pall	HC9020FKT8H	PR3446Q
Pall	HC8300FKP16H	PR3455Q
Pall	HC8300FKN16H	PR3456Q
Pall	HC6500FKT8H	PR4344Q
Pall	HC6500FKN8H	PR4345Q
Pall	HC8700FKN4H	PR4455Q
Pall	HC8700FKT4H	PR4456Q
Pall	HC8700FKN8H	PR4459Q
Pall	HC8700FKT8H	PR4460Q
Pall	HC8904FKP39H	938314Q
Pall	HC8904FKN39H	938315Q
Pall	HC8904FKN39H	938316Q
Pall	HC8904FKT39H	938317Q

HYDRAULICS

Description:	<ul style="list-style-type: none"> Designed for reservoir top mounted installation, the EAB Series Air Breathers feature eco-friendly media, a low-profile design and visual indicator options.
Construction:	<ul style="list-style-type: none"> Glass-reinforced composite housing.
Filtration media:	<ul style="list-style-type: none"> 1 micron abs. glass-fibre media.
Max. height above tank:	<ul style="list-style-type: none"> 102 mm.
Max. diameter:	<ul style="list-style-type: none"> 228 mm.
Mounting options:	<ul style="list-style-type: none"> Internal thread, external thread and 6-screw mounting.
Applications:	<ul style="list-style-type: none"> Agricultural machines, forestry equipment, wheeled loaders and industrial power units.
Advantages:	<ul style="list-style-type: none"> Low pressure drop characteristics. High dirt holding capacity.
Benefits:	<ul style="list-style-type: none"> Glass-reinforced composite housing gives a robust design. Eco element respects the environment.

EAB Series - Reservoir breathers



Part number	Mounting option	Micron	Gauge option	Replacement elements
EAB10 Series				
EAB10Q010GE16	G1 external thread	1	No Indicator	EAC10Q010
EAB10Q010GS12	G3/4 internal + G1 external threads	1	No Indicator	EAC10Q010
EAB20 Series				
EAB20Q010GE16A	G1 external thread	1	Vacuum/pressure	EAC20Q010
EAB20Q010GS12A	G3/4 internal + G1 external threads	1	Vacuum/pressure	EAC20Q010

Note: Other options include eco-elements and 6-screw mounting, strainer and gasket.

1

HYDRAULICS

- Description:**
 - For optimum protection of hydraulic and lubrication systems. ABL-1 has a flow capacity of 1000 l/min, ABL-2 is capable of handling 2000 l/min. Both are equipped with a 3-micron replaceable Leif element. The visual indicator of the ABL-2 (optional for the ABL-1) indicates when the air breather element requires replacement.
- Construction:**
 - High impact strength composite.
- Operating temperature:**
 - From -20°C to +80°C.
- Filtration media:**
 - LEIF environmentally-friendly element.
- Max. height above tank:**
 - ABL-1 (No indicator) = 80 mm. ABL-2 (With indicator) = 173.5 mm.
- Max. diameter:**
 - ABL-1 = 127 mm diameter. ABL-2 = 127 mm diameter.
- Applications:**
 - Off-road equipment, construction vehicles, forestry equipment and hydraulic power packs.
- Advantages:**
 - Tank-top mounted, high visibility design.
 - LEIF environmental media as standard.
- Benefits:**
 - On-board indication of media condition ensures effective system breathing.
 - Low fatigue characteristics by using Parker's environmental media.

ABL Series - Reservoir breathers



54 Parker DirectLink

Part number	Thread BSPP	Flow l/min	Micron	Indicator	Replacement elements
ABL1G114QXWL3	1 1/4	1000	3	No	QXWL3
ABL2G114QXWL13V	1 1/4	2000	3	Visual	QXWL13

Description:	<ul style="list-style-type: none"> Glass-filled Nylon, IP65 rated reservoir filler breathers are non-corrodible, strong and lightweight. They are available as single hole installations, pressurised and non-pressurised, and 6-hole mounting installation pressurised and non-pressurised. 10 micron nominal filtration media and a 95 mm strainer. Pressure options are 0.2, 0.35 and 0.7 bar.
Applications:	<ul style="list-style-type: none"> Agricultural machines, forestry equipment, refuse vehicles and industrial power units.
Advantages:	<ul style="list-style-type: none"> Non-corrodible design ensures extended product life typically. Lightweight construction.
Benefits:	<ul style="list-style-type: none"> Prevents reservoir fluid spillage. Suited to installation on virtually any hydraulic reservoir.

Option - Single hole filler breathers - Pressurised



Part number	Details
AB98212011	Pressurised 0.2 bar with 95 mm strainer
AB98213011	Pressurised 0.35 bar with 95 mm strainer
AB98217011	Pressurised 0.7 bar with 95 mm strainer

54 Parker Direct Link

Option - Single hole filler breathers - Non-pressurised



Part number	Details
AB98210011	Non-pressurised Filler Breather with 95 mm strainer

54 Parker Direct Link

1 Option - 6-hole filler breathers - Pressurised



54 Parker DirectLink

Part number	Details
AB98812011	Pressurised 0.2 bar with 95 mm strainer
AB98813011	Pressurised 0.35 bar with 95 mm strainer
AB98817011	Pressurised 0.7 bar with 95 mm strainer

HYDRAULICS

Option - 6-hole filler breathers - Non-pressurised



54 Parker DirectLink

Part number	Details
AB98810011	Non-pressurised Filler Breather with 95 mm strainer

Note: 3-hole breather option available.

Description:

- Packs of 10 x 200 mm or 10 x 400 mm Dipsticks are available.
- The dipstick can be cut to the required length and the Hi/Lo indicators moved and positioned.

Dipstick Option - Supplied in packs of 10



54 Parker DirectLink

Part number	Details
B68206	10 x 200 mm dipsticks
B68207	10 x 400 mm dipsticks

Description:	<ul style="list-style-type: none"> • Metal filler breathers for hydraulic reservoir filling and breathing requirements. • A lockable option is also available.
Construction:	<ul style="list-style-type: none"> • Chrome plated steel providing a robust solution to reservoir filler breathing.
Installation information:	<ul style="list-style-type: none"> • Filter Flange Type.
Displacement:	<ul style="list-style-type: none"> • 720 l/min.
Micron rating:	<ul style="list-style-type: none"> • 10 micron.
Air Flow:	<ul style="list-style-type: none"> • 0.75 m³/min.
Locking lug option:	<ul style="list-style-type: none"> • For extra security, the option 5561 offers a locking lug design feature.
Applications:	<ul style="list-style-type: none"> • For reservoirs in all applications.
Advantages:	<ul style="list-style-type: none"> • Traditional breather with chrome finish offers a proven design. • Lockable option for greater reservoir security.
Benefits:	<ul style="list-style-type: none"> • Designed to retain its 'looks' even in the worst conditions. • Reduces the risks and expense of fuel theft.

Air breather metal - Threaded type



Part number	Thread BSPP	Micron	Displacement L/mn	Weight kg	Air flow m ³ /min
SAB.1562.10	3/4	10	430	0.2	0.45
SAB.1563.10	1/4	10	135	0.06	0.15

54 Parker PowerLine

Filler breather metal - Filter flange type



Part number	Micron	Displacement L/mn	Weight kg	Air flow m ³ /min
AB116310	10	430	0.24	0.45
AB.1380.10	10	135	0.08	0.15
5561 (Locking option)	10	430	0.24	0.45

Note: For dipstick options consult Parker Filtration.

54 Parker PowerLine

LONG LIFE

FOR YOUR HYDRAULIC SYSTEM



Parker Oilcheck

Did you know the fluid in your hydraulic systems can help you to anticipate breakdowns and reduce downtime? With Oilcheck, you can follow its evolution in real time. Take Oilcheck, place a drop of fluid to be analysed on the central sensor and see the results immediately.

For more information or to locate your nearest ParkerStore, visit www.parkerstore.com.



Apex Fluid Power Ltd.

Phone: 01228 511157

www.apexfluid.co.uk

Description:	<ul style="list-style-type: none"> Replacement hydraulic tie rod cylinder gland with pre-fitted double lip wiper and multi-lip pressure seals, gland/head O-Ring.
Construction:	<ul style="list-style-type: none"> Gland - high strength bearing brass. Seals - enhanced polyurethane, nitrile (NBR).
Recommended fluids:	<ul style="list-style-type: none"> Mineral oil fluids HH, HL, HLP, HLP-D, HM, MIL-H-5606 oil.
Operating temperature:	<ul style="list-style-type: none"> From -20°C to +80°C.
For cylinder series:	<ul style="list-style-type: none"> HMI, HMD, 2H, 3L.
Advantages:	<ul style="list-style-type: none"> Replacement parts fit correctly and restore cylinder's original performance.
Benefits:	<ul style="list-style-type: none"> High productivity with low whole-life costs.

Gland cartridge service kits - HMI/HMD cylinders



40 Parker DirectLink

Part number	Rod Diameter	Bore Diameter	To be used with		
	mm	mm	gland wrench	spanner wrench	O-Ring removal tool
RG2HMO121	12	25	69590	11676	55000 200 000
RG2HMO141	14	32	69590	11676	55000 200 000
RG2HMO181	18	25, 40	84765	11676	55000 200 000
RG2HMO221	22	32, 50	69591	11676	55000 200 000
RG2HMO281	28	40, 50, 63	84766	11703	55000 200 000
RG2HMO361	36	50, 63, 80	69592	11703	55000 200 000
RG2HMO451	45	63, 80, 100	69593	11677	55000 200 000
RG2HMO561	56	80, 100	69595	11677	55000 200 000
RG2HMO701	70	100	69596	11677	55000 200 000

Gland cartridge service kits - 2H and 3L cylinders



40 Parker DirectLink

Part number	Rod Diameter	Bore Diameter	To be used with		
	mm	mm	gland wrench	spanner wrench	O-Ring removal tool
RG2HLTS061	15.9	38.1	69590	11676	55000 200 000
RG2HLTS101	25.4	38.1, 50.8, 63.5	69591	11676	55000 200 000
RG2HLTS131	34.9	50.8, 63.5, 82.6	69592	11703	55000 200 000
RG2HLTS171	44.5	63.5, 82.6, 101.6	69593	11677	55000 200 000
RG2HLTS201	50.8	82.6, 101.6	69594	11677	55000 200 000
RG2HLTS251	63.5	101.6	69595	11677	55000 200 000

1

- | | |
|--------------|--|
| Description: | <ul style="list-style-type: none"> These rugged, purpose-made tools allow Parker's hydraulic tie rod cylinder glands to be removed and refitted quickly and easily without damage to the gland or piston rod. |
| Advantages: | <ul style="list-style-type: none"> Precise fit prevents damage to cylinder components for fast, cost-effective overhaul. |
| Benefits: | <ul style="list-style-type: none"> Cylinder downtime, and therefore lost production, is reduced to a minimum. |

Gland Wrench



77 Parker DirectLink

Part number	Fits Gland Cartridge Service Kits
69590	RG2HM0121, RG2HM0141, RG2HLTS061
84765	RG2HM0181
69591	RG2HM0221, RG2HLTS101
84766	RG2HM0281
69592	RG2HM0361, RG2HLTS131
69593	RG2HM0451, RG2HLTS171
69594	RG2HLTS201
69595	RG2HM0561, RG2HLTS251
69596	RG2HM0701

Spanner Wrench



77 Parker DirectLink

Part number	Fits Gland Wrenches
11676	69590, 84765, 69591
11703	84766, 69592
11677	69593, 69594, 69595, 69596

HYDRAULICS



- Description:**
 - Parker's ADE Series diaphragm accumulators are energy storage devices which enhance the performance of a hydraulic system by supplementing and stabilising pump delivery.
- Construction:**
 - Shell - high strength alloy steel.
 - Diaphragm/seals - nitrile (NBR).
- Recommended fluids:**
 - Group 2, general purpose mineral oil-based fluids.
- Operating temperature:**
 - From -10°C to +80°C.
- Applications:**
 - Pilot valve operation, safety systems, power units.
- Advantages:**
 - Reduced noise and shock deliver improved component and system life.
- Benefits:**
 - Reduced downtime and greater system efficiency improves machine productivity.

ADE Series - Diaphragm accumulators



41 Parker DirectLink

Part number	Capacity		Max. Operating Pressure		Max. Flow rate		Precharge Pressure	
	Litres		bar	psi	L/min		bar	psi
ADE007-25R1A2	0.075		250	3625	10		60	870
ADE016-25R1A2	0.16		250	3625	10		60	870
ADE032-21R1A2	0.32		210	3050	40		40	580
ADE050-21R1A2	0.5		210	3050	40		40	580
ADE075-21R1A2	0.75		210	3050	40		40	580
ADE100-21R1A2	1.0		210	3050	40		40	580
ADE140-14R1C2	1.4		140	2030	40		40	580
ADE140-25R1C2	1.4		250	3625	40		60	870
ADE200-25R1C2	2.0		250	3625	60		60	870
ADE280-25R1C2	2.8		250	3625	60		90	1300
ADE350-25R1C2	3.5		250	3625	60		90	1300

1

Description:

- Parker's UCA Series charging and gauging kits enable the user to check the precharge pressure of an accumulator, and to fill or vent nitrogen as necessary.
- Correct accumulator precharge pressure optimises system performance and maximises component life.

Advantages:

- Everything needed to maintain an accumulator in one easy-to-use.

Benefits:

- Cuts time spent on critical regular maintenance while optimising machine performance.

UCA Series - Accumulators charging and gauging kit

Part number	To National Standard	Max. Operating Pressure	
		bar	psi
UCA 02	UK	340	4930
UCA 04	France	340	4930
UCA 01	Germany	340	4930
UCA 05	Italy	340	4930
UCA 03	US	340	4930



46 Parker OverLine

HYDRAULICS

- Description:**
- 3-chamber, electrically controlled 4/3- or 4/2-way directional control valve.
 - Direct-activated by solenoids with screwed-in wet pin armature.
 - Standard versions with 24 DC solenoids and NBR seals.
- Operating pressure:**
- 350 bar max.
- Flow rate:**
- Up to 80 l/min.

- Advantages:**
- High flow capacity.
 - Global design.
- Benefits:**
- Minimum downtime.
 - Very short delivery times.

D1VW series - Spool valve - Electrically operated



67 Parker Direct Link

Part number	Position			Direction
	A	0	B	
D1VW001CNJW	P-B, A-T	All closed	P-A, B-T	4/3 way
D1VW002CNJW	P-B, A-T	P-A-B-T	P-A, B-T	4/3 way
D1VW004CNJW	P-B, A-T	A-B-T	P-A, B-T	4/3 way
D1VW008CNJW	P-A, B-T	P-T	P-B, A-T	4/3 way
D1VW020BNJW	P-B, A-T		P-A, B-T	4/2 way
D1VW020DNJW	P-B, A-T		P-A, B-T	4/2 way detent

- Description:** • Sandwich valves in combination with directional control valves series D1VW.
- Operating pressure:** • 350 bar max.
- Advantages:** • Easy to apply.
• Can be used in both directions.
- Benefits:** • Minimum downtime.
• Very short delivery times.

CM - Check valve - Direct operated



68 Parker Direct Link

Part number	Port
CM2PPV	P
CM2AAV	A
CM2BBV	B
CM2TTV	T
CM2DDV	A + B

CPOM - Check valve - Hydraulically operated



69 Parker Direct Link

Part number	Port
CPOM2AAV	A
CPOM2BBV	B
CPOM2DDV	A + B

FM - Throttle check valve



70 Parker Direct Link

Part number	Port	Adjustment
FM2DDSV	A + B	Hexagon screw
FM2DDKV	A + B	Knob

- Description:**
- Inline mounted check, needle, and flow control valves.
 - Flow control available in pressure compensated models.
- Operating pressure:**
- See valve type and size.
- Flow rate:**
- Up to 570 l/min.

- Advantages:**
- Widely approved, reliable design.
- Benefits:**
- Minimum downtime.
 - Very short delivery times.

C series - Inline mounted check valve



71 Parker Direct Link

Part number Thread BSPP	Thread NPT	Max. Operating Pressure		Thread size inch
		bar	psi	
9C400S	C400S	350	5075	1/4
9C600S	C600S	350	5075	3/8
9C800S	C800S	350	5075	1/2
9C1200S	C1200S	350	5075	3/4
9C1600S	C1600S	210	3045	1

F series - Inline mounted throttle check valve



72 Parker Direct Link

Part number Thread BSPP	Thread NPT	Max. Operating Pressure		Thread size inch
		bar	psi	
9F400S	F400S	350	5075	1/4
9F600S	F600S	350	5075	3/8
9F800S	F800S	350	5075	1/2
9F1200S	F1200S	350	5075	3/4
9F1600S	F1600S	210	3045	1

N series - Inline mounted needle valve



73 Parker Direct Link

Part number Thread BSPP	Thread NPT	Max. Operating Pressure		Thread size inch
		bar	psi	
9N400S	N400S	350	5075	1/4
9N600S	N600S	350	5075	3/8
9N800S	N800S	350	5075	1/2
9N1200S	N1200S	350	5075	3/4
9N1600S	N1600S	210	3045	1

1 MV series - Inline mounted needle valve



74 Parker Direct Link

Part number		Max. Operating Pressure		Thread size
Thread BSPP	Thread NPT	bar	psi	inch
9MV400S	MV400S	350	5075	1/4
9MV600S	MV600S	350	5075	3/8
9MV800S	MV800S	350	5075	1/2

Accessories - Mounting kit for series MV

Part number	Thread size
Thread BSPP	inch
MVK4	1/4
MVK6	3/8
MVK8	1/2
MVK12	3/4
MVK16	1

PCM series - Inline mounted compensated flow control valve



75 Parker Direct Link

Part number		Max. Operating Pressure		Thread size
Thread BSPP	Thread NPT	bar	psi	inch
9PCCM400S	PCCM400S	210	3045	1/4
9PCCM600S	PCCM600S	210	3045	3/8
9PCCM800S	PCCM800S	210	3045	1/2
9PCM400S	PCM400S	210	3045	1/4
9PCM600S	PCM600S	210	3045	3/8
9PCM800S	PCM800S	210	3045	1/2



- Description:
 - Flow Control Valve with nominal pressure rating up to PN 420 bar with BSPP female threads 3/8 BSPP and 1/2 BSPP.
 - Needle Type Valve.
- Recommended fluids:
 - Mineral based or synthetic with lubricating properties at viscosities of 6 to 420 cSt.
- Temperature range:
 - From -40°C up to +90°C.
- Applications:
 - For applications with an inlet pressure up to 420 bar.

- Advantages:
 - High flow and pressure capability.
- Benefits:
 - Compact maintenance-free construction, service-proved.
 - Reduce maintenance and system downtime.


J02A2 - Flow Control Valve - 3/8 BSPP



139 Parker DirectLink

Part number	Thread BSPP	Flow l/min
J02A2ZN-6B	3/8	0 - 45

J04A2 - Flow Control Valve - 1/2 BSPP



139 Parker DirectLink

Part number	Thread BSPP	Flow l/min
J04A2ZN-8B	1/2	0 - 110


1

HYDRAULICS

- Description:**
- Flow Control Valve with Reverse Flow Check Valve - with nominal pressure rating up to PN 420 bar with BSPP female threads 3/8 BSPP.
 - Needle Type Valve with Reverse flow Check Valve.
- Recommended fluids:**
- Mineral based or synthetic with lubricating properties at viscosities of 6 to 420 cSt.
- Operating temperature:**
- From -40°C up to +90°C.
- Applications:**
- For applications with an inlet pressure up to 420 bar.
- Advantages:**
- High pressure capability.
 - Reverse free flow check valve.
 - Shuts off to low leakage level.
- Benefits:**
- Compact maintenance-free construction, service-proved.
 - Reduce maintenance and system downtime.

J02B2 - Flow Control Valve - 3/8 BSPP

Part number	Thread	Flow l/min
J02B2ZN-6B	3/8 BSPP	0 - 30




139 Parker DirectLink

- Description:**
- Pressure Compensated Flow Control Valve - with nominal pressure rating up to PN 420 bar with BSPP female threads 1/2 BSPP.
 - Restrictive Variable Orifice Style, Pressure Compensated Flow Control Valve.
- Recommended fluids:**
- Mineral based or synthetic with lubricating properties at viscosities of 6 to 420 cSt.
- Temperature range:**
- From -40°C up to +90°C.
- Applications:**
- For applications with an inlet pressure up to 420 bar.
- Advantages:**
- High pressure capability.
 - Pressure compensated.
- Benefits:**
- Compact maintenance-free construction, service-proved.
 - Reduce maintenance and system downtime.

J04C2 - Flow Control Valve - 1/2 BSPP

Part number	Thread	Flow l/min
J04C2ZN-8B	1/2 BSPP	0 - 40



139 Parker DirectLink

KH - 2-Way ball valve steel - E0 24° cone end



63 Parker PowerLine

Part number	Outside Diameter mm
KH06LX	6
KH08LX	8
KH10LX	10
KH12LX	12
KH15LX	15
KH18LX	18
KH22LX	22
KH28LX	28
KH35LX	35
KH42LX	42
KH08SX	8
KH10SX	10
KH12SX	12
KH14SX	14
KH16SX	16
KH20SX	20
KH25SX	25
KH30SX	30
KH38SX	38

KH - 2-Way ball valve stainless steel - E0 24° cone end



63 Parker PowerLine

Part number	Outside Diameter mm
KH08L71X	8
KH10L71X	10
KH12L71X	12
KH15L71X	15
KH18L71X	18
KH22L71X	22
KH28L71X	28
KH12S71X	12
KH14S71X	14
KH16S71X	16
KH20S71X	20
KH25S71X	25
KH38S71X	38

1 KH - 2-Way BSPP ball valve steel - Female BSPP (ISO 1179-1)

HYDRAULICS



63 Parker Direct Link

Part number	Thread BSPP
KH1/8X	1/8
KH1/4X	1/4
KH3/8X	3/8
KH1/2X	1/2
KH3/4X	3/4
KH1X	1
KH11/4X	1 1/4
KH11/2X	1 1/2

KH - 2-Way BSPP ball valve stainless steel - Female BSPP (ISO 1179-1)



63 Parker Direct Link

Part number	Thread BSPP
KH1/471X	1/4
KH3/871X	3/8
KH1/271X	1/2
KH3/471X	3/4
KH171X	1
KH11/471X	1 1/4

KH - 2-Way NPT ball valve steel - Female NPT (SAE 476)



63 Parker Direct Link

Part number	Thread NPTF
KH1/4NPTX	1/4-18
KH3/8NPTX	3/8-18
KH1/2NPTX	1/2-14
KH3/4NPTX	3/4-14
KH1NPTX	1-11 1/2
KH11/2NPTX	1 1/2-11 1/2

KH - 3-Way compact BSPP ball valve steel - Female BSPP (ISO 1179-1)



63 Parker Direct Link

Part number	Thread BSPP
KH3/2-1/4X	1/4
KH3/2-3/8X	3/8
KH3/2-1/2X	1/2
KH3/2-3/4X	3/4
KH3/2-1X	1



ELA - Air-bleed valve - Male BSPP - EOlastic seal



63 Parker Direct Link

Part number	Thread BSPP
ELA1/4EDCF	1/4

WV - Alternating-valve - EO 24° cone end



63 Parker Direct Link

Part number	Outside Diameter mm	Thread Metric
WV08LOMDCF	8	M14x1.5
WV10LOMDCF	10	M16x1.5
WV12LOMDCF	12	M18x1.5
WV15LOMDCF	15	M22x1.5

DV - Shut-off valve PN 10 - Casing DIN 3512 - EO 24° cone end



63 Parker Direct Link

Part number	Outside Diameter mm	Thread Metric
DV06LX	6	M12x1.5
DV08LX	8	M14x1.5
DV10LX	10	M16x1.5
DV12LX	12	M18x1.5
DV15LX	15	M22x1.5
DV18LX	18	M26x1.5
DV22LX	22	M30x2.0
DV28LX	28	M36x2.0
DV35LX	35	M45x2.0

- Description:**
- Non-return valves with nominal pressure ratings up to PN 420 bar:
 - with tube connection both ends RHD
 - with tube connection to male stud RHV/RHZ
 - with female thread both ends RHD
 - valve cartridges RVP
 - valve internal parts I-TL
 - leakage rate hydraulic testing under test pressure: 1 drop per minute.
- Temperature range:**
- From -10°C up to +100°C.
- Alternating valves:**
- For nominal pressure ratings up to PN 160 WV.
 - Leakage rate hydraulic testing under test pressure: 20 drops per minute.
- Hand-operated:**
- For low pressure ratings up to PN 10 bar DV.
- Shut-off valves:**
- For medium pressure ratings up to PN 40 bar LD.
- Applications:**
- Suitable for petroleum-based hydraulic fluid, lubricants and fuel oil.
 - For applications suitable up to 420 bar.

- Advantages:**
- A wide range of sizes, male threads and cracking pressures which make them very flexible.
 - Cr(VI)-free surface.
 - Compact maintenance-free construction, service-proved.

- Benefits:**
- Prolong the life of hydraulic system.
 - Reduce maintenance and downtime costs.

RHD - Non-return valve - EO 24° cone end



63 Parker Direct Link

Part number	Outside Diameter mm
RHD06LOMDCF	6
RHD08LOMDCF	8
RHD10LOMDCF	10
RHD12LOMDCF	12
RHD15LOMDCF	15
RHD18LOMDCF	18
RHD22LOMDCF	22
RHD28LOMDCF	28
RHD35LOMDCF	35
RHD42LOMDCF	42
RHD06SOMDCF	6
RHD08SOMDCF	8
RHD10SOMDCF	10
RHD12SOMDCF	12
RHD14SOMDCF	14
RHD16SOMDCF	16
RHD20SOMDCF	20
RHD25SOMDCF	25
RHD30SOMDCF	30
RHD38SOMDCF	38

RHD1 - Non-return valve - Female BSPP (ISO 1179-1)



63 Parker Direct Link

Part number	Thread BSPP
RHD11/8CF	1/8
RHD11/4CF	1/4
RHD13/8CF	3/8
RHD11/2CF	1/2
RHD13/4CF	3/4
RHD11CF	1
RHD111/4CF	1 1/4
RHD111/2CF	1 1/2

RHV-R-ED - Non-return valve - EO 24° cone end - Male BSPP - EOlastic seal (ISO 1179)



63 Parker Direct Link

Part number	Outside Diameter mm	Thread BSPP
RHV06LREDOMDCF	6	1/8A
RHV08LREDOMDCF	8	1/4A
RHV10LREDOMDCF	10	1/4A
RHV12LREDOMDCF	12	3/8A
RHV15LREDOMDCF	15	1/2A
RHV18LREDOMDCF	18	1/2A
RHV22LREDOMDCF	22	3/4A
RHV28LREDOMDCF	28	1A
RHV42LREDOMDCF	42	1 1/2A
RHV06SREDOMDCF	6	1/4A
RHV08SREDOMDCF	8	1/4A
RHV10SREDOMDCF	10	3/8A
RHV12SREDOMDCF	12	3/8A
RHV14SREDOMDCF	14	1/2A
RHV16SREDOMDCF	16	1/2A
RHV20SREDOMDCF	20	3/4A
RHV25SREDOMDCF	25	1A
RHV30SREDOMDCF	30	1 1/4A
RHV38SREDOMDCF	38	1 1/2A

1

RHZ-M-ED - Non-return valve - Male metric - EOlastic seal (ISO 9974) - EO 24° cone end



63 Parker Direct Link

Part number	Outside Diameter mm	Thread Metric
RHZ10LMEDOMDCF	10	M14x1.5
RHZ28LMEDOMDCF	28	M33x2.0
RHZ06SMEDOMDCF	6	M12x1.5
RHZ25SMEDOMDCF	25	M33x2.0

RHZ-R-ED - Non-return valve - Male BSPP - EOlastic seal (ISO 1179) - EO 24° cone end



63 Parker Direct Link

Part number	Outside Diameter mm	Thread BSPP
RHZ06LREDOMDCF	6	1/8A
RHZ08LREDOMDCF	8	1/4A
RHZ10LREDOMDCF	10	1/4A
RHZ12LREDOMDCF	12	3/8A
RHZ15LREDOMDCF	15	1/2A
RHZ18LREDOMDCF	18	1/2A
RHZ22LREDOMDCF	22	3/4A
RHZ28LREDOMDCF	28	1A
RHZ35LREDOMDCF	35	1 1/4A
RHZ42LREDOMDCF	42	1 1/2A
RHZ06SREDOMDCF	6	1/4A
RHZ08SREDOMDCF	8	1/4A
RHZ12SREDOMDCF	12	3/8A
RHZ16SREDOMDCF	16	1/2A
RHZ20SREDOMDCF	20	3/4A
RHZ25SREDOMDCF	25	1A
RHZ30SREDOMDCF	30	1 1/4A
RHZ38SREDOMDCF	38	1 1/2A

RVP - Non-return valve cartridge



63 Parker Direct Link

Part number	Valve ITL
RVP13CF	6-L/6u.8-S
RVP16CF	8-L/10-S
RVP20CF	10-L/12-S
RVP24CF	12-L/14-S

- Description:**
 - Non-return valves with nominal pressure ratings up to PN 420 bar:
 - with BSPP female threads either 3/8 or 1/2 BSPP.
 - Ball type cartridge valves:
 - leakage rate: 3 drops per minute max.
- Recommended fluids:**
 - Mineral based or synthetic with lubricating properties at viscosities of 6 to 420 cSt.
- Temperature range:**
 - From -40°C up to +90°C (nitrile Seals).
- Opening pressure:**
 - 0.2 and 2.1 bar available.
- Applications:**
 - For check valve applications with an inlet pressure up to 420 bar.
- Advantages:**
 - High pressure rating with low leakage.
 - Good contamination tolerance.
- Benefits:**
 - Compact maintenance-free construction, service-proved.
 - Reduce maintenance and system downtime.


D02B2 - Non-return valve - 3/8 BSPP



139 Parker DirectLink

Part number	Thread BSPP	Opening Pressure bar
D02B2-0.2N-6B	3/8	0.2
D02B2-2.1N-6B	3/8	2.1

D04B2 - Non-return valve - 1/2 BSPP



139 Parker DirectLink


Part number	Thread BSPP	Opening Pressure bar
D04B2-0.2N-8B	1/2	0.2
D04B2-2.1N-8B	1/2	2.1

1

HYDRAULICS

- Description:**
- Direct Acting Relief Valve with nominal pressure rating up to PN 420 bar with BSPP female threads either 3/8 or 1/2 BSPP.
 - Poppet Type Cartridge Valves - Relieves from nose to side.
- Recommended fluids:**
- Mineral based or synthetic with lubricating properties at viscosities of 6 to 420 cSt.
- Operating pressure:**
- 5 to 420 bar (adjustable).
- Temperature range:**
- From -40°C up to +90°C.
- Applications:**
- Fast response relief valve with an inlet pressure up to 420 bar.
- Advantages:**
- High pressure rating with low leakage and fast response.
 - Good contamination tolerance.
- Benefits:**
- Compact maintenance-free construction, service-proved.
 - Reduce maintenance and system downtime.


A02B2 - Relief Valve - 3/8 BSPP



139 Parker DirectLink

Part number	Thread BSPP	Opening Pressure bar
A02B2PZN-6B	3/8	5 - 420

A04B2 - Non-return valve - 1/2 BSPP



139 Parker DirectLink

Part number	Thread BSPP	Opening Pressure bar
A04B2PZN-8B	1/2	5 - 420

- Description:**
 - Direct Acting Relief Valve with nominal pressure rating up to PN 420 bar with BSPP female threads 1/2 BSPP.
 - Spool Type Cartridge Valve - Relieves from nose to side.
- Recommended fluids:**
 - Mineral based or synthetic with lubricating properties at viscosities of 6 to 420 cSt.
- Operating pressure:**
 - 2 to 100 bar (adjustable).
- Temperature range:**
 - From -40°C up to +90°C.
- Applications:**
 - For low pressure relief valve applications.
- Advantages:**
 - Low pressure operating range with high flow capacity.
- Benefits:**
 - Compact maintenance-free construction, service-proved.
 - Reduce maintenance and system downtime.

A04C2 - Relief Valve - 1/2 BSPP



Part number	Thread BSPP	Opening Pressure bar
A04C2FZN-8B	1/2	2 - 100

139 Parker DirectLink

1

HYDRAULICS

- Description:**
- Direct Acting Poppet Type Relief Valve with nominal pressure rating up to PN 420 bar with BSPP female threads 1/2 BSPP.
 - Poppet Type Cartridge Valve - Side to Nose Relief Direction.
 - Leakage rate: 5 drops per minute max.
- Recommended fluids:**
- Mineral based or synthetic with lubricating properties at viscosities of 6 to 420 cSt.
- Operating pressure:**
- 5 to 350 bar (adjustable).
- Temperature range:**
- From -40°C up to +90°C.
- Applications:**
- For applications with an inlet pressure up to 420 bar.
- Advantages:**
- Flat response with low leakage and high flow capacity.
 - Good contamination tolerance.
- Benefits:**
- Compact maintenance-free construction, service-proved.
 - Reduce maintenance and system downtime.

A04D2 - Relief Valve - 1/2 BSPP




Part number	Thread BSPP	Opening Pressure bar
A04D2MZN-8B	1/2	5 - 350

139 Parker DirectLink

- Description:**
- Pilot Operated Spool Type Relief Valve with nominal pressure rating up to PN 420 bar with BSPP female threads 1/2 BSPP.
 - Spool Type Cartridge Valve.
 - Leakage rate hydraulic testing under test pressure: 5 drops per minute.
- Recommended fluids:**
- Mineral based or synthetic with lubricating properties at viscosities of 6 to 420 cSt.
- Operating pressure:**
- 10 to 420 bar.
- Temperature range:**
- From -40°C up to +90°C.
- Applications:**
- For applications with an inlet pressure up to 420 bar.
- Advantages:**
- Compact maintenance-free construction, service-proved.
 - Reduce maintenance and downtime costs.
 - High pressure rating.
- Benefits:**
- Compact maintenance-free construction, service-proved.
 - Reduce maintenance and system downtime.

A04G2 - Relief Valve - 1/2 BSPP




Part number	Thread BSPP	Opening Pressure bar
A04G2PZN-8B	1/2	10 - 420

139 Parker DirectLink

Description:	<ul style="list-style-type: none"> • Bi Directional (Crossline) Relief Valve with nominal pressure rating up to PN 350 bar with BSPP female threads 1/2 BSPP. • Bi-Directional (Crossline) Poppet Type Cartridge Valve.
Recommended fluids:	<ul style="list-style-type: none"> • Mineral based or synthetic with lubricating properties at viscosities of 6 to 420 cSt.
Operating pressure:	<ul style="list-style-type: none"> • 10 to 350 bar.
Temperature range:	<ul style="list-style-type: none"> • From -40°C up to +90°C.
Applications:	<ul style="list-style-type: none"> • For applications with an inlet pressure up to 420 bar.
Advantages:	<ul style="list-style-type: none"> • Compact maintenance-free construction, service-proved. • Reduce maintenance and downtime costs. • High pressure rating. • Relieves in both directions.
Benefits:	<ul style="list-style-type: none"> • Prolong the life of hydraulic system. • Reduce maintenance and system downtime. • One cartridge valve relieves in both directions, saving space and cost.

A04J2 - Relief Valve - 1/2 BSPP



Part number	Thread BSPP	Opening Pressure bar
A04J2MZN-8B	1/2	10 - 350

139 Parker DirectLink

1

- Description:**
- Truck fixed displacement pump.
 - Unbeatable 45° bent-axis angle piston pump.
- Operating pressure:**
- Up to 350 bar (5000 psi) in continuous operation.
 - Up to 400 Bar (5800 psi) in intermittent operation.

- Advantages:**
- Shaft and flange ISO standard.
 - Compact and low weight.
 - Easy to change rotation direction.
 - High self-priming speed.
 - High operating pressure.
 - Robust bearing package.
 - Spherical pistons with laminated piston rings.
 - Quiet operation.

- Benefits:**
- High power capability.
 - High overall efficiency.
 - Low noise level.
 - Easy to install.
 - Easy to service.
 - Long service life.

F1 - Axial Piston Pump

Part number	Weight kg	Displacement cm ³ /rev	Torque Nm	Power kW	Max. Speed Rpm
3781060	8.5	59.5	331	61	2200
3781080	12.5	81.6	453	76	2000

Max. Speed valid with 2 1/2" inlet suction line at 350 bar (5000 psi).



53 Parker
DirectLink


HYDRAULICS

- Operating pressure:
- Up to 250 bar (3600 psi) in continuous operation.
 - Up to 270 Bar (3900 psi) in intermittent operation.

- Advantages:
- Compact and light.
 - Robust and reliable.
 - Quiet operation.
 - Side and rear port.
 - Bi-rotational.

- Benefits:
- Easy to install.
 - Less sensitive to over-speeding.
 - Low noise level.

GP1 - Truck Gear Pump



53 Parker Direct Link

Part number	Details	Weight kg	Displacement cm ³ /rev	Max. Speed Rpm	Cont. Pressure	
					bar	psi
7029113913	GP1-023-4	6.7	23	2000	250	3630
7029113914	GP1-029-4	7.1	29	2000	240	3480
7029113915	GP1-036-4	7.5	36	2000	230	3340

NEED TO CONTROL YOUR MOTORS? JUST THINK PARKER



Parker SSD Drives

Motors over consuming electricity? Pumps and hydraulic machinery suffering from mechanical stress? With Parker SSD Drives, you can take control of your system.

They are fully adjustable to the features of your machines and reduce your operating costs. Your ParkerStore will guide you to the technology expert.

For more information or to locate your nearest ParkerStore, visit www.parkerstore.com.



Apex Fluid Power Ltd.

Phone: 01228 511157

www.apexfluid.co.uk



LF Push-In Fittings
- p. 272



Pneumatic Couplings
- p. 321



Viking Xtreme® - p. 357

Tube & Tube Fittings

153 <small>Parker DirectLink</small>	● Push-In Fittings	272
64 <small>Parker DirectLink</small>	● Bite-type Fittings	298
64 <small>Parker DirectLink</small>	● Adaptors	301
64 <small>Parker DirectLink</small>	● Flow Control Regulators	308
153 <small>Parker DirectLink</small>	● Pneumatic Function Fittings	311

Pneumatic Tubes

66 <small>Parker DirectLink</small>	● Polyurethane Tubes	313
66 <small>Parker DirectLink</small>	● Thermoplastic Copolyester Tubes	314
154 <small>Parker DirectLink</small>	● Technical Tubes	315

Pneumatic Quick Couplings

146 <small>Parker DirectLink</small>	● Standard Quick Couplings	317
146 <small>Parker DirectLink</small>	● Pneumatic Couplings	321
146 <small>Parker DirectLink</small>	● Self-Venting Couplings	333

Pneumatic Cylinders

43 <small>Parker DirectLink</small>	● ISO 6432 Cylinders	338
42 <small>Parker DirectLink</small>	● ISO 6431 / VDMA 24562 Cylinders	340
141 <small>Parker DirectLink</small>	● ISO 21287 Cylinders	341
45 <small>Parker DirectLink</small>	● Piston Rod and Cylinder Mountings ISO 6432	343
45 <small>Parker DirectLink</small>	● Piston Rod & Cylinder Mountings ISO 6431	345

Shock Absorbers

157 <small>Parker DirectLink</small>	● Shock Absorbers and Accessories	346
---	---	-----

Pneumatic Valves

64 <small>Parker DirectLink</small>	● Ball Valves	349
156 <small>Parker DirectLink</small>	● Non Return Valves	352
156 <small>Parker DirectLink</small>	● Silencers	353
156 <small>Parker DirectLink</small>	● Quick-exhaust, Shuttle & Flow Control Valves	354
156 <small>Parker DirectLink</small>	● Control Valves	355

Blow Guns

64 <small>Parker DirectLink</small>	● Blow Guns	361
--	-------------------	-----

Accessories

156 <small>Parker DirectLink</small>	● Tubing Sets	364
---	---------------------	-----

Rubber Hose & Fittings

61 <small>Parker DirectLink</small>	● Pneumatic/Water Hose & Fittings	365
--	---	-----

- Description:**
- Invented and launched by Legris in 1969, the LF 3000 system has been adopted extensively throughout the world and has been designed using a simple and widely proven operating principle which allows instant fitting.
- Material:**
- Glass-reinforced polyamide body, stainless steel gripping ring, NBR D-Ring, release button, nickel-plated brass sub-base, sealing O-Ring on BSPP threads and pre-coating on BSPT threads.
- Recommended fluids:**
- Compressed air.*
- Operating pressure:**
- 20 bar maximum (maximum circuit pressure depends equally on the type and diameter of tubing used).
- Operating temperature:**
- From -20°C to +80°C. Suitability depends equally on the type and OD of the tube used. For temperatures above 80°C, please consult us.
- Applications:**
- Used to connect pneumatic devices in many industrial applications such as assembly machines, packaging equipment, factory automation, automotive process industry, textile machinery, printing machinery, vacuum networks, etc.
- *LF 3000 fittings can also be used for conveying various types of liquids (water, cutting oil, etc.) for industrial applications. The operating pressure and temperatures depend on the fluid conveyed and O-Ring used.

- Advantages:**
- Instant connection and disconnection, full flow, compactness, orientable body.
- Benefits:**
- Time-saving and simplicity of installation, immediate sealing, multiple configurations.

3101 - Male Stud Fittings, hexagonal, BSPP and metric thread



153 Parker DirectLink

Part number	Tube Outside Diameter mm	Thread
3101 04 19	4	M5x0.8
3101 04 10	4	G1/8
3101 04 13	4	G1/4
3101 06 19	6	M5x0.8
3101 06 10	6	G1/8
3101 06 13	6	G1/4
3101 06 17	6	G3/8
3101 08 10	8	G1/8
3101 08 13	8	G1/4
3101 08 17	8	G3/8
3101 10 13	10	G1/4
3101 10 17	10	G3/8
3101 10 21	10	G1/2
3101 12 17	12	G3/8
3101 12 21	12	G1/2
3101 14 17	14	G3/8
3101 14 21	14	G1/2

3102 - Equal Elbow



153 Parker DirectLink

Part number	Tube Outside Diameter mm
3102 04 00	4
3102 06 00	6
3102 08 00	8
3102 10 00	10
3102 12 00	12
3102 14 00	14

3104 - Equal Tee



153 Parker
DirectLink

Part number	Tube Outside Diameter mm
3104 04 00	4
3104 06 00	6
3104 08 00	8
3104 10 00	10
3104 12 00	12
3104 14 00	14

3106 - Equal Tube/Tube Connector



153 Parker
DirectLink

Part number	Tube Outside Diameter mm
3106 04 00	4
3106 06 00	6
3106 08 00	8
3106 10 00	10
3106 12 00	12
3106 14 00	14

3109 - Male Stud Elbow - BSPT thread



153 Parker
DirectLink

Part number	Tube Outside Diameter mm	Thread BSPT
3109 04 10	4	R1/8
3109 04 13	4	R1/4
3109 06 10	6	R1/8
3109 06 13	6	R1/4
3109 08 10	8	R1/8
3109 08 13	8	R1/4
3109 08 17	8	R3/8
3109 10 13	10	R1/4
3109 10 17	10	R3/8
3109 10 21	10	R1/2
3109 12 13	12	R1/4
3109 12 17	12	R3/8
3109 12 21	12	R1/2
3109 14 21	14	R1/2

3114 - Female Stud Fitting - BSPP and M5 thread

2



Part number	Tube Outside Diameter mm	Thread
3114 04 19	4	M5x0.8
3114 04 10	4	G1/8
3114 04 13	4	G1/4
3114 06 10	6	G1/8
3114 06 13	6	G1/4
3114 08 10	8	G1/8
3114 08 13	8	G1/4

153 Parker DirectLink

3116 - Equal Bulkhead Connector



Part number	Tube Outside Diameter mm
3116 04 00	4
3116 06 00	6
3116 08 00	8

153 Parker DirectLink

3126 - Blanking Plugs



Part number	Tube Outside Diameter mm
3126 04 00	4
3126 06 00	6
3126 08 00	8
3126 10 00	10

153 Parker DirectLink

PNEUMATICS



3140 - Single "Y" Piece - equal



153 Parker
DirectLink

Part number	Tube Outside Diameter mm
3140 04 00	4
3140 06 00	6
3140 08 00	8

3166 - Reducer



153 Parker
DirectLink

Part number	Tube Outside Diameter mm	Plug mm
3166 04 06	4	6
3166 04 08	4	8
3166 06 08	6	8
3166 08 12	8	12

3175 - Stud Fittings



153 Parker
DirectLink

Part number	Tube Outside Diameter mm	Thread BSPT
3175 04 10	4	R1/8
3175 04 13	4	R1/4
3175 06 10	6	R1/8
3175 06 13	6	R1/4
3175 08 10	8	R1/8
3175 08 13	8	R1/4
3175 08 17	8	R3/8
3175 10 17	10	R3/8
3175 10 21	10	R1/2
3175 12 13	12	R1/4
3175 12 17	12	R3/8
3175 12 21	12	R1/2
3175 14 17	14	R3/8



3193 - Male Stud Run Tee - BSPP and M5 thread

2



Part number	Tube Outside Diameter mm	Thread
3193 04 19	4	M5x0.8
3193 04 10	4	G1/8
3193 06 19	6	M5x0.8
3193 06 10	6	G1/8
3193 06 13	6	G1/4
3193 08 10	8	G1/8
3193 08 13	8	G1/4
3193 08 17	8	G3/8

153 Parker DirectLink

3198 - Male Stud Branch Tee - BSPP and M5 thread



Part number	Tube Outside Diameter mm	Thread
3198 04 19	4	M5x0.8
3198 04 10	4	G1/8
3198 06 19	6	M5x0.8
3198 06 10	6	G1/8
3198 06 13	6	G1/4
3198 08 10	8	G1/8
3198 08 13	8	G1/4
3198 08 17	8	G3/8

153 Parker DirectLink

PNEUMATICS

3199 - Male Stud Elbow - BSPP and metric thread



153 Parker DirectLink

Part number	Tube Outside Diameter mm	Thread
3199 04 19	4	M5x0.8
3199 04 10	4	G1/8
3199 04 13	4	G1/4
3199 06 19	6	M5x0.8
3199 06 10	6	G1/8
3199 06 13	6	G1/4
3199 06 17	6	G3/8
3199 08 10	8	G1/8
3199 08 13	8	G1/4
3199 08 17	8	G3/8
3199 10 13	10	G1/4
3199 10 17	10	G3/8
3199 10 21	10	G1/2
3199 12 17	12	G3/8
3199 12 21	12	G1/2
3199 14 17	14	G3/8
3199 14 21	14	G1/2

3130 - Tamper-Evident Safety Clip - BSPP and metric thread



153 Parker DirectLink

Part number	Tube Outside Diameter mm
3130 06 03	6
3130 08 03	8

- Description:** • The all-metal LF 3600 (except sealing components) is compatible with many liquids and gases of normal aggressiveness and is ideal for environments that require mechanical strength.
- Material:** • High phosphorus nickel-plated brass that is conform to FDA standards.
- Recommended fluids:** • Compressed air.*
- Operating pressure:** • 30 bar maximum (limited to 20 bar for compact swivel elbow 3699 and 3609).
- Operating temperature:** • From -20°C to +150°C.
- Applications:** • This improved range of LF 3600 instant fittings has been optimised for a greater number of industrial, chemical, pharmaceutical and food applications. Suitable for many specialised applications: automotive process, food process, printing machine and medical machine applications.

*LF 3600 fittings can also be used for conveying various types of fluids that are compatible with the materials of the fitting. Permanent contact with food is not recommended.

- Advantages:** • Excellent resistance to abrasion and corrosion, instant connection and disconnection, wide range, full flow, compactness.
- Benefits:** • Improved performance, time-saving and simplicity of installation, immediate sealing, multiple configurations.

3601 - Male Stud - BSP parallel and metric



153 Parker DirectLink

Part number	Tube Outside Diameter mm	Thread
3601 04 19	4	M5x0.8
3601 04 10	4	G1/8
3601 04 13	4	G1/4
3601 06 19	6	M5x0.8
3601 06 10	6	G1/4
3601 06 13	6	G1/4
3601 08 10	8	G1/8
3601 08 13	8	G1/4
3601 08 17	8	G3/8
3601 10 13	10	G1/4
3601 10 17	10	G3/8
3601 10 21	10	G1/2
3601 12 13	12	G1/4
3601 12 17	12	G3/8
3601 12 21	12	G1/2
3601 14 17	14	G3/8
3601 14 21	14	G1/2

3602 - Equal Elbow



153 Parker DirectLink

Part number	Tube Outside Diameter mm
3602 04 00	4
3602 06 00	6
3602 08 00	8
3602 10 00	10
3602 12 00	12
3602 14 00	14

3604 - Equal Tee



Part number	Tube Outside Diameter mm
3604 04 00	4
3604 06 00	6
3604 08 00	8
3604 10 00	10
3604 12 00	12
3604 14 00	14

153 Parker DirectLink

3606 - Equal Tube to Tube Connector



Part number	Tube Outside Diameter mm
3606 04 00	4
3606 06 00	6
3606 08 00	8
3606 10 00	10
3606 12 00	12
3606 14 00	14

153 Parker DirectLink

3616 - Equal Bulkhead Connector



Part number	Tube Outside Diameter mm
3616 04 00	4
3616 06 00	6
3616 08 00	8

153 Parker DirectLink

3666 - Plug-In Reducer



Part number	Tube Outside Diameter mm	Plug mm
3666 04 06	4	6
3666 04 08	4	8
3666 06 08	6	8
3666 06 10	6	10
3666 08 10	8	10

153 Parker DirectLink

3698 - Male Stud Branch Tee - BSP parallel and metric

2



Part number	Tube Outside Diameter mm	Thread
3698 04 19	4	M5x0.8
3698 04 10	4	G1/8
3698 06 10	6	G1/8
3698 06 13	6	G1/4
3698 08 10	8	G1/8
3698 08 13	8	G1/4

153 Parker DirectLink

PNEUMATICS

3699 - Male Stud Elbow - BSP parallel and metric



153 Parker DirectLink

Part number	Tube Outside Diameter mm	Thread
3699 04 19	4	M5x0.8
3699 04 10	4	G1/8
3699 04 13	4	G1/4
3699 06 10	6	G1/8
3699 06 13	6	G1/4
3699 08 10	8	G1/8
3699 08 13	8	G1/4
3699 08 17	8	G3/8
3699 10 13	10	G1/4
3699 10 17	10	G3/8



Description:	<ul style="list-style-type: none"> Prestolok® and Prestolok® 2 use "elastic teeth" grab ring technology, invented and perfected by Parker, which guarantees its excellent tube retention qualities.
Material:	<ul style="list-style-type: none"> Polyamide HR (Prestolok® 2) and nickel-plated Brass (Prestolok®).
Operating pressure:	<ul style="list-style-type: none"> Up to 25 bar (363 psi) for brass parts. Up to 18 bar (261 psi) for thermoplastic parts.
Operating temperature:	<ul style="list-style-type: none"> From -25°C to +100°C for brass parts. From -25°C to +80°C for thermoplastic parts.
Applications:	<ul style="list-style-type: none"> Perfectly adapted for use with pneumatic systems in a large variety of industries. Prestolok® 2 is also designed to handle many other fluids (please contact us) thus covering a wide range of applications. Prestolok® is a push-in fitting particularly suited to the most severe environments such as welding, high temperature and vibration.

Advantages:	<ul style="list-style-type: none"> Ready to assemble.
Benefits:	<ul style="list-style-type: none"> Time saving. Longer service life. High corrosion resistance.

F3PB - Male connector - BSPT



64 Parker PowerLine

Part number	Tube Outside Diameter mm	Thread BSPT
F3PB4-1/8	4	1/8
F3PB4-1/4	4	1/4
F3PB6-1/8	6	1/8
F3PB6-1/4	6	1/4
F3PB8-1/8	8	1/8
F3PB8-1/4	8	1/4
F3PB8-3/8	8	3/8
F3PB10-1/4	10	1/4
F3PB10-3/8	10	3/8
F3PB10-1/2	10	1/2
F3PB12-1/4	12	1/4
F3PB12-3/8	12	3/8
F3PB12-1/2	12	1/2
F3PB14-3/8	14	3/8
F3PB14-1/2	14	1/2



F4PB - Male connector - BSPP

2



64 Parker Direct Link

Part number	Tube Outside Diameter mm	Thread BSPP
F4PB4-1/8	4	1/8
F4PB4-1/4	4	1/4
F4PB6-1/8	6	1/8
F4PB6-1/4	6	1/4
F4PB8-1/8	8	1/8
F4PB8-1/4	8	1/4
F4PB8-3/8	8	3/8
F4PB10-1/4	10	1/4
F4PB10-3/8	10	3/8
F4PB10-1/2	10	1/2
F4PB12-1/4	12	1/4
F4PB12-3/8	12	3/8
F4PB12-1/2	12	1/2
F4PB14-3/8	14	3/8
F4PB14-1/2	14	1/2

G4PB - Female connector - BSPP



64 Parker Direct Link

Part number	Tube Outside Diameter mm	Thread BSPP
G4PB4-1/8	4	1/8
G4PB6-1/8	6	1/8
G4PB6-1/4	6	1/4
G4PB8-1/8	8	1/8
G4PB8-1/4	8	1/4

F8PB - Male connector - Metric



64 Parker Direct Link

Part number	Tube Outside Diameter mm	Thread Metric
F8PB4M5	4	M5
F8PB4M10	4	M10
F8PB6M5	6	M5
F8PB6M10	6	M10
F8PB6M12	6	M12
F8PB8M12	8	M12
F8PB10M16	10	M16

WPB - Bulkhead equal union



64 Parker Direct Link

Part number	Tube Outside Diameter mm
WPB4	4
WPB6	6
WPB8	8
WPB10	10
WPB12	12



PNEUMATICS

HPB - Equal union



64 Parker
Direct Link

Part number	Tube Outside Diameter mm
HPB4	4
HPB5	5
HPB6	6
HPB8	8
HPB10	10
HPB12	12
HPB14	14

HPK - Equal union



64 Parker
Direct Link

Part number	Tube Outside Diameter mm
HPK4	4
HPK6	6
HPK8	8
HPK10	10
HPK14	14

EPB - Equal union elbow



64 Parker
Direct Link

Part number	Tube Outside Diameter mm
EPB4	4
EPB5	5
EPB6	6
EPB8	8
EPB10	10
EPB12	12
EPB14	14



EPK - Union elbow

2



64 Parker DirectLink

Part number	Tube Outside Diameter mm
EPK4	4
EPK6	6
EPK8	8
EPK10	10
EPK12	12
EPK14	14

PNEUMATICS

C63PB - Adjustable male elbow - BSPT



64 Parker PowerLink

Part number	Tube Outside Diameter mm	Thread BSPT
C63PB4-1/8	4	1/8
C63PB4-1/4	4	1/4
C63PB6-1/8	6	1/8
C63PB6-1/4	6	1/4
C63PB8-1/8	8	1/8
C63PB8-1/4	8	1/4
C63PB8-3/8	8	3/8
C63PB10-1/4	10	1/4
C63PB10-3/8	10	3/8
C63PB12-1/4	12	1/4
C63PB12-3/8	12	3/8
C63PB12-1/2	12	1/2
C63PB14-3/8	14	3/8
C63PB14-1/2	14	1/2

C63PK - Adjustable male elbow - BSPT



64 Parker
Prestolink

Part number	Tube Outside Diameter mm	Thread BSPT
C63PK4-1/8	4	1/8
C63PK4-1/4	4	1/4
C63PK6-1/8	6	1/8
C63PK6-1/4	6	1/4
C63PK8-1/8	8	1/8
C63PK8-1/4	8	1/4
C63PK8-3/8	8	3/8
C63PK10-1/4	10	1/4
C63PK10-3/8	10	3/8
C63PK10-1/2	10	1/2
C63PK12-1/4	12	1/4
C63PK12-3/8	12	3/8
C63PK12-1/2	12	1/2
C63PK14-3/8	14	3/8
C63PK14-1/2	14	1/2

C64PB - Adjustable male elbow - BSPP



64 Parker
Prestolink

Part number	Tube Outside Diameter mm	Thread BSPP
C64PB4-1/8	4	1/8
C64PB4-1/4	4	1/4
C64PB6-1/8	6	1/8
C64PB6-1/4	6	1/4
C64PB8-1/8	8	1/8
C64PB8-1/4	8	1/4
C64PB8-3/8	8	3/8
C64PB10-1/4	10	1/4
C64PB10-3/8	10	3/8
C64PB12-1/4	12	1/4
C64PB12-3/8	12	3/8
C64PB14-3/8	14	3/8
C64PB14-1/2	14	1/2



C64PK - Adjustable male elbow - BSPP

2



64 Parker
Direct Link

Part number	Tube Outside Diameter mm	Thread BSPP
C64PK4-1/8	4	1/8
C64PK4-1/4	4	1/4
C64PK6-1/8	6	1/8
C64PK6-1/4	6	1/4
C64PK8-1/8	8	1/8
C64PK8-1/4	8	1/4
C64PK8-3/8	8	3/8
C64PK10-1/4	10	1/4
C64PK10-3/8	10	3/8
C64PK12-1/4	12	1/4
C64PK12-3/8	12	3/8
C64PK14-3/8	14	3/8
C64PK14-1/2	14	1/2

C68PB - Adjustable male elbow - Metric straight thread

PNEUMATICS



64 Parker
Direct Link

Part number	Tube Outside Diameter mm	Thread Metric
C68PB4M3	4	M3x0.5
C68PB4M5	4	M5x0.8
C68PB6M5	6	M5x0.8

C68PK - Adjustable male elbow - Metric



64 Parker
Direct Link

Part number	Tube Outside Diameter mm	Thread Metric
C68PK4M5	4	M5
C68PK6M5	6	M5
C68PK8M12	8	M12
C68PK8M16	8	M16
C68PK8M22	8	M22

R64PK - Adjustable male run tee - BSPP



64 Parker PowerLine

Part number	Tube Outside Diameter mm	Thread BSPP
R64PK4-1/8	4	1/8
R64PK6-1/8	6	1/8
R64PK6-1/4	6	1/4
R64PK8-1/8	8	1/8
R64PK8-1/4	8	1/4
R64PK10-1/4	10	1/4
R64PK10-3/8	10	3/8
R64PK12-1/4	12	1/4
R64PK12-3/8	12	3/8
R64PK14-1/2	14	1/2

S64PK - Adjustable male branch tee - BSPP



64 Parker PowerLine

Part number	Tube Outside Diameter mm	Thread BSPP
S64PK4-1/8	4	1/8
S64PK4-1/4	4	1/4
S64PK6-1/8	6	1/8
S64PK6-1/4	6	1/4
S64PK8-1/8	8	1/8
S64PK8-1/4	8	1/4
S64PK8-3/8	8	3/8
S64PK10-1/4	10	1/4
S64PK10-3/8	10	3/8
S64PK12-1/4	12	1/4
S64PK12-3/8	12	3/8
S64PK14-1/2	14	1/2

C63SPK - Compact adjustable male elbow - BSPT



64 Parker PowerLine

Part number	Tube Outside Diameter mm	Thread BSPT
C63SPK4-1/8	4	1/8
C63SPK6-1/8	6	1/8
C63SPK6-1/4	6	1/4
C63SPK8-1/8	8	1/8
C63SPK8-1/4	8	1/4
C63SPK8-3/8	8	3/8
C63SPK10-1/4	10	1/4
C63SPK10-3/8	10	3/8

JPB - Equal union tee

2



64 Parker
Direct Link

Part number	Tube Outside Diameter mm
JPB4	4
JPB5	5
JPB6	6
JPB8	8
JPB10	10
JPB12	12
JPB14	14

JPK - Equal union tee



64 Parker
Direct Link

Part number	Tube Outside Diameter mm
JPK4	4
JPK6	6
JPK8	8
JPK10	10
JPK12	12
JPK14	14

P
N
E
U
M
A
T
I
C
S

J5PK - Multiple tee



64 Parker Direct Link

Part number	Tube Outside Diameter mm	Branch Outside Diameter mm
J5PK6-4	6	4
J5PK8-4	8	4
J5PK8-6	8	6
J5PK10-6	10	6

R63PK - Adjustable male run tee - BSPT



64 Parker Direct Link

Part number	Tube Outside Diameter mm	Thread BSPT
R63PK4-1/8	4	1/8
R63PK4-1/4	4	1/4
R63PK6-1/8	6	1/8
R63PK6-1/4	6	1/4
R63PK8-1/8	8	1/8
R63PK8-1/4	8	1/4
R63PK8-3/8	8	3/8
R63PK10-1/4	10	1/4
R63PK10-3/8	10	3/8
R63PK12-3/8	12	3/8
R63PK12-1/2	12	1/2

S63PK - Adjustable male branch tee - BSPT



64 Parker Direct Link

Part number	Tube Outside Diameter mm	Thread BSPT
S63PK4-1/8	4	1/8
S63PK4-1/4	4	1/4
S63PK6-1/8	6	1/8
S63PK6-1/4	6	1/4
S63PK8-1/8	8	1/8
S63PK8-1/4	8	1/4
S63PK8-3/8	8	3/8
S63PK10-1/4	10	1/4
S63PK10-3/8	10	3/8
S63PK12-1/4	12	1/4
S63PK12-3/8	12	3/8
S63PK12-1/2	12	1/2

FNPK - Plug

2



Part number	Plug mm
FNPK4	4
FNPK6	6
FNPK8	8
FNPK10	10
FNPK12	12
FNPK14	14

64 Parker
DirectLink

T2ESPK - Compact plug-in elbow



Part number	Tube Outside Diameter mm	Plug mm
T2ESPK4	4	4
T2ESPK6	6	6
T2ESPK4-6	6	4
T2ESPK8	8	8

64 Parker
DirectLink

R68PK - Adjustable male run tee - Metric



Part number	Tube Outside Diameter mm	Thread Metric
R68PK4M5	4	M5
R68PK6M5	6	M5

64 Parker
DirectLink

PNEUMATICS



S68PK - Adjustable male branch tee - Metric



Part number	Tube Outside Diameter mm	Thread Metric
S68PK4M5	4	M5
S68PK6M5	6	M5
S68PK8M12	8	M12
S68PK8M16	8	M16

64 Parker
Power-Lok

YJPK - Union Y connector



Part number	Tube Outside Diameter mm
YJPK4	4
YJPK6	6
YJPK8	8
YJPK10	10

64 Parker
Power-Lok

YJ2PK - Plug-in Y connector



Part number	Tube Outside Diameter mm	Plug mm
YJ2PK4	4	4
YJ2PK6	6	6
YJ2PK8	8	8
YJ2PK10	10	10

64 Parker
Power-Lok

YJ5PK - Double Y union connector

2



Part number	Tube Outside Diameter mm	Plug mm
YJ5PK4	4	4
YJ5PK6-4	6	6

64 Parker
Direct Link

TR2PK - Tube end reducer



64 Parker
Direct Link

Part number	Tube Outside Diameter mm	Plug mm
TR2PK6-4	4	6
TR2PK8-4	4	8
TR2PK8-6	6	8
TR2PK10-4	4	10
TR2PK10-6	6	10
TR2PK10-8	8	10
TR2PK12-6	6	12
TR2PK12-8	8	12
TR2PK12-10	10	12
TR2PK14-8	8	14
TR2PK14-10	10	14
TR2PK14-12	12	14

PNEUMATICS



C - Protective cap - Colour coded



64 Parker
PowerLine

Part number	Tube Outside Diameter mm	Colour
C4BL	4	Black
C6BL	6	Black
C8BL	8	Black
C10BL	10	Black
C12BL	12	Black
C14BL	14	Black
C4BU	4	Blue
C6BU	6	Blue
C8BU	8	Blue
C10BU	10	Blue
C12BU	12	Blue
C14BU	14	Blue
C4G	4	Green
C6G	6	Green
C8G	8	Green
C10G	10	Green
C12G	12	Green
C14G	14	Green
C4R	4	Red
C6R	6	Red
C8R	8	Red
C10R	10	Red
C12R	12	Red
C14R	14	Red
C4Y	4	Yellow
C6Y	6	Yellow
C8Y	8	Yellow
C10Y	10	Yellow
C12Y	12	Yellow
C14Y	14	Yellow
C4W	4	White
C6W	6	White
C8W	8	White
C10W	10	White
C14W	14	White



- | | |
|------------------------|--|
| Description: | <ul style="list-style-type: none"> To provide the fitting solution for miniature pneumatic applications Parker has introduced a range of instant fittings: Prestolok® micro. |
| Material: | <ul style="list-style-type: none"> Polyamide HR and Brass. |
| Operating pressure: | <ul style="list-style-type: none"> Up to 16 bar (232 psi). |
| Operating temperature: | <ul style="list-style-type: none"> From -25°C to +80°C. |
| Applications: | <ul style="list-style-type: none"> Prestolok® micro is designed to reduce space, save weight and time during assembly and bring a cost-effective solution for all applications. |
| Advantages: | <ul style="list-style-type: none"> Reduced size and weight. |
| Benefits: | <ul style="list-style-type: none"> Space saving. |

F3PMB - Male connector - BSPT



64 Parker
PowerLok

Part number	Tube Outside Diameter mm	Thread BSPT
F3PMB4-1/8	4	1/8
F3PMB4-1/4	4	1/4
F3PMB6-1/8	6	1/8
F3PMB6-1/4	6	1/4

F4PMB - Male connector - BSPP



64 Parker
PowerLok

Part number	Tube Outside Diameter mm	Thread BSPP Female
F4PMB4-1/8	4	1/8
F4PMB4-1/4	4	1/4
F4PMB6-1/8	6	1/8
F4PMB6-1/4	6	1/4

F8PMB - Male connector - Metric



64 Parker
DirectLok

Part number	Tube Outside Diameter mm	Thread Metric
F8PMB4M3	4	M3
F8PMB4M5	4	M5
F8PMB6M5	6	M5



JPMK - Equal tee



64 Parker PowerLine

Part number	Tube Outside Diameter mm
JPMK4	4
JPMK6	6

S63PMK - Adjustable male branch tee - BSPT



64 Parker PowerLine

Part number	Tube Outside Diameter mm	Thread BSPT
S63PMK4-1/8	4	1/8
S63PMK6-1/8	6	1/8
S63PMK6-1/4	6	1/4

C63PMK - Adjustable male elbow - BSPT



64 Parker PowerLine

Part number	Tube Outside Diameter mm	Thread BSPT
C63PMK4-1/8	4	1/8
C63PMK4-1/4	4	1/4
C63PMK6-1/8	6	1/8
C63PMK6-1/4	6	1/4

EPMK - Equal elbow



64 Parker DirectLine

Part number	Tube Outside Diameter mm
EPMK4	4
EPMK6	6

R63PMK - Adjustable male run tee - BSPT

2



64 Parker Direct Link

Part number	Tube Outside Diameter mm	Thread BSPT
R63PMK6-1/8	6	1/8

R64PMK - Adjustable male run tee - BSPP

PNEUMATICS



64 Parker Direct Link

Part number	Tube Outside Diameter mm	Thread BSPP
R64PMK6-1/8	6	1/8
R64PMK6-1/4	6	1/4

FTL - Prestolok TL - Threadless fitting



64 Parker Direct Link

Part number	Tube Outside Diameter mm
FTL4	4
FTL6	6
FTL8-4	4
FTL8-6	6
FTL8	8

TLT - Disconnecting tool Prestolok TL



64 Parker Direct Link

Part number
TLT

S64PMK - Adjustable male branch tee - BSPP



64 Parker
Prestolok

Part number	Tube Outside Diameter		Thread BSPP
	mm		
S64PMK6-1/8	6		1/8
S64PMK6-1/4	6		1/4

HPMK - Union



64 Parker
Prestolok

Part number	Outside Diameter	
	Tube 1 mm	Tube 2 mm
HPMK4	4	4
HPMK4-3	4	3
HPMK6	6	6
HPMK6-4	6	4

MC7R - Multiconnector



64 Parker
Prestolok

Part number
MC7RFBASE
MC7RMBASE
MC7RLCOVER
MC7RSACOVER
MC7REQ

- Description:**
- Metrulok® is a one-piece, ready-to-use, bite-type fitting with back compression. The ferrule is held captive in the nut. The fitting is designed to permit tube entry and fitting make-up without removal of the nut and ferrule, avoiding assembly of the fitting components prior to use.
- Material:**
- Brass.
- Operating pressure:**
- Copper tubing up to 180 bar (2611 psi), plastic tubing up to 39 bar (566 psi).
- Operating temperature:**
- From -60°C to +190°C.
- Applications:**
- With its ability to be used with many types of tubing and its variety of thread forms, Metrulok® is suitable for a wide range of fluid applications. It is particularly suitable for arduous environments, with its wide temperature range and excellent vibration characteristics.
- Advantages:**
- Easy assembly.
- Benefits:**
- Time saving.
 - Reduced inventory resulting in cost saving.

F3BMB - Male connector - BSPT



64 Parker PowerLok

Part number	Tube Outside Diameter mm	Thread BSPT
F3BMB4-1/8	4	1/8
F3BMB6-1/8	6	1/8
F3BMB6-1/4	6	1/4
F3BMB8-1/8	8	1/8
F3BMB8-1/4	8	1/4
F3BMB10-1/4	10	1/4
F3BMB10-3/8	10	3/8
F3BMB12-3/8	12	3/8
F3BMB12-1/2	12	1/2
F3BMB14-3/8	14	3/8
F3BMB14-1/2	14	1/2
F3BMB16-3/8	16	3/8
F3BMB16-1/2	16	1/2
F3BMB18-1/2	18	1/2
F3BMB20-3/4	20	3/4
F3BMB22-3/4	22	3/4

G4BMB - Female connector - BSPP



64 Parker PowerLok

Part number	Tube Outside Diameter mm	Thread BSPP
G4BMB4-1/8	4	1/8
G4BMB6-1/8	6	1/8
G4BMB6-1/4	6	1/4
G4BMB8-1/8	8	1/8
G4BMB8-1/4	8	1/4
G4BMB10-1/4	10	1/4
G4BMB10-3/8	10	3/8
G4BMB12-3/8	12	3/8
G4BMB12-1/2	12	1/2
G4BMB14-3/8	14	3/8
G4BMB14-1/2	14	1/2
G4BMB16-1/2	16	1/2
G4BMB18-1/2	18	1/2

JBMB - Union tee



64 Parker
Direct Link

Part number	Tube Outside Diameter mm
JBMB4	4
JBMB6	6
JBMB8	8
JBMB10	10
JBMB12	12
JBMB14	14
JBMB16	16
JBMB18	18
JBMB20	20
JBMB22	22

R3BMB - Male run tee - BSPT



64 Parker
Direct Link

Part number	Tube Outside Diameter mm	Thread BSPT
R3BMB6-1/8	6	1/8
R3BMB6-1/4	6	1/4
R3BMB8-1/4	8	1/4
R3BMB10-1/4	10	1/4
R3BMB10-3/8	10	3/8
R3BMB12-3/8	12	3/8
R3BMB12-1/2	12	1/2
R3BMB16-1/2	16	1/2

S3BMB - Male branch tee - BSPT



64 Parker
Direct Link

Part number	Tube Outside Diameter mm	Thread BSPT
S3BMB6-1/8	6	1/8
S3BMB6-1/4	6	1/4
S3BMB8-1/8	8	1/8
S3BMB8-1/4	8	1/4
S3BMB10-1/4	10	1/4
S3BMB10-3/8	10	3/8
S3BMB12-3/8	12	3/8
S3BMB12-1/2	12	1/2
S3BMB14-3/8	14	3/8
S3BMB14-1/2	14	1/2
S3BMB16-1/2	16	1/2



HBMB - Equal union

2



64 Parker Direct Link

Part number	Tube Outside Diameter mm
HBMB4	4
HBMB6	6
HBMB8	8
HBMB10	10
HBMB12	12
HBMB14	14
HBMB16	16
HBMB18	18
HBMB20	20
HBMB22	22

C3BMB - 90° male elbow - BSPT



64 Parker Direct Link

Part number	Tube Outside Diameter mm	Thread BSPT
C3BMB4-1/8	4	1/8
C3BMB6-1/8	6	1/8
C3BMB6-1/4	6	1/4
C3BMB8-1/8	8	1/8
C3BMB8-1/4	8	1/4
C3BMB10-1/4	10	1/4
C3BMB10-3/8	10	3/8
C3BMB12-3/8	12	3/8
C3BMB12-1/2	12	1/2
C3BMB14-3/8	14	3/8
C3BMB14-1/2	14	1/2
C3BMB16-1/2	16	1/2
C3BMB18-1/2	18	1/2
C3BMB22-3/4	22	3/4

EBMB - 90° union elbow



64 Parker Direct Link

Part number	Tube Outside Diameter mm
EBMB4	4
EBMB6	6
EBMB8	8
EBMB10	10
EBMB12	12
EBMB14	14
EBMB16	16
EBMB18	18
EBMB20	20
EBMB22	22

PNEUMATICS



- Description:**
- A wide range of nickel-plated brass adaptors designed with the main aim of reducing space and weight.
- Material:**
- Nickel-plated brass.
- Operating pressure:**
- Up to 15 bar (217 psi).
- Operating temperature:**
- From -60°C to +190°C, unless notified.
- Applications:**
- Low pressure applications in robotics and packaging.
- Advantages:**
- High corrosion resistance.
- Benefits:**
- Longer service life.

FF33BL - Pipe nipple - BSPT



64 Parker PowerLine

Part number	Thread 1	Thread 2
	BSPT	
1/8FF33BL	1/8	1/8
1/8X1/4FF33BL	1/8	1/4
1/4FF33BL	1/4	1/4
1/4X3/8FF33BL	1/4	3/8
3/8FF33BL	3/8	3/8
3/8X1/2FF33BL	3/8	1/2
1/2FF33BL	1/2	1/2
1/2X3/4FF33BL	1/2	3/4
3/4FF33BL	3/4	3/4
3/4X1FF33BL	3/4	1
1FF33BL	1	1

FG43BL - Reducing connector female BSPP - Male BSPT



64 Parker PowerLine

Part number	Thread	
	BSPP	BSPT
1/8FG43BL	1/8	1/8
1/4X1/8FG43BL	1/4	1/8
1/4FG43BL	1/4	1/4
3/8X1/8FG43BL	3/8	1/8
3/8X1/4FG43BL	3/8	1/4
3/8FG43BL	3/8	3/8
1/2X3/8FG43BL	1/2	3/8
1/2FG43BL	1/2	1/2
3/4X1/2FG43BL	3/4	1/2

GG44BL - Pipe connector - BSPP



64 Parker PowerLine

Part number	Thread 1	Thread 2
	BSPP	
1/8GG44BL	1/8	1/8
1/8X1/4GG44BL	1/8	1/4
1/4GG44BL	1/4	1/4
1/4X3/8GG44BL	1/4	3/8
3/8GG44BL	3/8	3/8
3/8X1/2GG44BL	3/8	1/2
1/2GG44BL	1/2	1/2
3/4GG44BL	3/4	3/4
3/4X1/2GG44BL	3/4	1/2
3/4X1GG44BL	3/4	1

CD43BL - 90° elbow - Female BSPP - Male BSPT

2



Part number	Thread	
	BSPP	BSPT
1/8CD43BL	1/8	1/8
1/4CD43BL	1/4	1/4
3/8CD43BL	3/8	3/8
1/2CD43BL	1/2	1/2
3/4CD43BL	3/4	3/4
1CD43BL	1	1

64 Parker DirectLink

P
N
E
U
M
A
T
I
C
S

MMO444BL - Female pipe tee - BSPP



Part number	Thread
	BSPP
1/8MMO444BL	1/8
1/4MMO444BL	1/4
3/8MMO444BL	3/8
1/2MMO444BL	1/2
3/4MMO444BL	3/4
1MMO444BL	1

64 Parker DirectLink

MRO434BL - Run tee - Female BSPP - Male BSPT - Female BSPP



64 Parker Direct Link

Part number	Thread	
	BSPP	BSPT
1/8MRO434BL	1/8	1/8
1/4MRO434BL	1/4	1/4
3/8MRO434BL	3/8	3/8
1/2MRO434BL	1/2	1/2
3/4MRO434BL	3/4	3/4
1MRO434BL	1	1

YMMM444BL - Y Connector female - BSPP



64 Parker Direct Link

Part number	Thread
	BSPP
1/8YMMM444BL	1/8
1/4YMMM444BL	1/4
3/8YMMM444BL	3/8
1/2YMMM444BL	1/2

P4UNBL - Hollow hex head plug - O-Ring - BSPP*



64 Parker Direct Link

Part number	Thread
	BSPP
1/8P4UNBL	1/8
1/4P4UNBL	1/4
3/8P4UNBL	3/8
1/2P4UNBL	1/2

* Operating temperature : from -30°C to +100°C.

FGHBL - Female hose adaptor - BSPP



64 Parker Direct Link

Part number	Tube Outside Diameter	Thread
	mm	BSPP
FGHBL6-1/8BL	6	1/8
FGHBL7-1/8BL	7	1/8
FGHBL7-1/4BL	7	1/4
FGHBL8-1/4BL	8	1/4
FGHBL9-1/4BL	9	1/4
FGHBL9-3/8BL	9	3/8
FGHBL10-3/8BL	10	3/8
FGHBL12-3/8BL	12	3/8
FGHBL12-1/2BL	12	1/2

WGG44BL - Bulkhead female union - BSPP

2



64 Parker
Direct Link

Part number	Thread BSPP
1/4WGG44BL	1/4
3/8WGG44BL	3/8
1/2WGG44BL	1/2

FF633BL - Swivel pipe nipple - Male-male-BSPT



64 Parker
PowerLink

Part number	Thread BSPT
1/8FF633BL	1/8
1/4FF633BL	1/4
3/8FF633BL	3/8
1/2FF633BL	1/2
3/4FF633BL	3/4
1FF633BL	1

PTR34BL - Pipe thread reducer - Male BSPT-Female BSPP



64 Parker
Direct Link

Part number	Thread	
	BSPP	BSPT
1/4X1/8PTR34BL	1/4	1/8
3/8X1/8PTR34BL	3/8	1/8
3/8X1/4PTR34BL	3/8	1/4
1/2X3/8PTR34BL	1/2	3/8
3/4X3/8PTR34BL	3/4	3/8
3/4X1/2PTR34BL	3/4	1/2
1X1/2PTR34BL	1	1/2
1X3/4PTR34BL	1	3/4

PNEUMATICS

PTR44BL - Pipe thread reducer - Male-Female BSPP



64 Parker
Direct Link

Part number	Thread 1	Thread 2
	BSPP	
1/4X1/8PTR44BL	1/4	1/8
3/8X1/8PTR44BL	3/8	1/8
3/8X1/4PTR44BL	3/8	1/4
1/2X3/8PTR44BL	1/2	3/8
3/4X3/8PTR44BL	3/4	3/8
3/4X1/2PTR44BL	3/4	1/2

CR33BL - 90° elbow - Male BSPT - Male BSPT



64 Parker
Direct Link

Part number	Thread 1	Thread 2
	BSPT	
1/8CR33BL	1/8	1/8
1/4CR33BL	1/4	1/4
3/8CR33BL	3/8	3/8
1/2CR33BL	1/2	1/2
3/4CR33BL	3/4	3/4
1CR33BL	1	1



DD44BL - 90° elbow - Female BSPP-Female BSPP

2



64 Parker
DirectLink

Part number	Thread 1	Thread 2
	BSPP	
1/8DD44BL	1/8	1/8
1/4DD44BL	1/4	1/4
3/8DD44BL	3/8	3/8
1/2DD44BL	1/2	1/2
3/4DD44BL	3/4	3/4
1DD44BL	1	1

RRS333BL - Male pipe tee - BSPT



64 Parker
DirectLink

Part number	Thread
	BSPT
1/8RRS333BL	1/8
1/4RRS333BL	1/4
3/8RRS333BL	3/8
1/2RRS333BL	1/2
3/4RRS333BL	3/4

MMS443BL - Branch tee - Female-female BSPP-Male BSPT



64 Parker
DirectLink

Part number	Thread	
	BSPP	BSPT
1/8MMS443BL	1/8	1/8
1/4MMS443BL	1/4	1/4
3/8MMS443BL	3/8	3/8
1/2MMS443BL	1/2	1/2
3/4MMS443BL	3/4	3/4
1MMS443BL	1	1

PNEUMATICS



KMM004BL - Female pipe cross - BSPP



64 Parker
Direct Link

Part number	Thread BSPP
1/8KMM004BL	1/8
1/4KMM004BL	1/4
3/8KMM004BL	3/8
1/2KMM004BL	1/2

HHP3BL - Hollow hex head plug - BSPT



64 Parker
Direct Link

Part number	Thread BSPT
1/8HHP3BL	1/8
1/4HHP3BL	1/4
3/8HHP3BL	3/8
1/2HHP3BL	1/2

F3HBL - Male hose adaptor - BSPT



64 Parker
Direct Link

Part number	Tube Outside Diameter mm	Thread BSPT
F3HBL6-1/8BL	6	1/8
F3HBL6-1/4BL	6	1/4
F3HBL7-1/8BL	7	1/8
F3HBL7-1/4BL	7	1/4
F3HBL8-1/8BL	8	1/8
F3HBL8-1/4BL	8	1/4
F3HBL9-1/8BL	9	1/8
F3HBL9-1/4BL	9	1/4
F3HBL9-3/8BL	9	3/8
F3HBL9-1/2BL	9	1/2
F3HBL10-1/8BL	10	1/8
F3HBL10-1/4BL	10	1/4
F3HBL10-3/8BL	10	3/8
F3HBL10-1/2BL	10	1/2
F3HBL12-1/4BL	12	1/4
F3HBL12-3/8BL	12	3/8
F3HBL12-1/2BL	12	1/2
F3HBL14-3/8BL	14	3/8
F3HBL14-1/2BL	14	1/2
F3HBL16-3/8BL	16	3/8
F3HBL16-1/2BL	16	1/2
F3HBL16-3/4BL	16	3/4
F3HBL17-3/8BL	17	3/8
F3HBL17-1/2BL	17	1/2
F3HBL18-3/8BL	18	3/8
F3HBL18-1/2BL	18	1/2
F3HBL18-3/4BL	18	3/4
F3HBL20-3/8BL	20	3/8
F3HBL20-1/2BL	20	1/2

2

PNEUMATICS

- Description:**
- Prestoflow® flow control regulators are designed to adjust the speed of the cylinder piston rod by controlling the flow of air. They are unidirectional and are normally installed on the exhaust port of the cylinder.
- Operating pressure:**
- Up to 10 bar (145 psi).
- Operating temperature:**
- From -25°C to +100°C.
- Applications:**
- Compact and micro series are specially designed for applications where space saving is a priority.
- Advantages:**
- Direct mounting.
- Benefits:**
- Optimum flow control.

PTF4PB - Flow regulator with push-in connection – BSPP



64 Parker Direct Link

Part number	Tube Outside Diameter mm	Thread BSPP
PTF4PB4-1/8	4	1/8
PTF4PB6-1/8	6	1/8
PTF4PB6-1/4	6	1/4
PTF4PB6-3/8	6	3/8
PTF4PB8-1/8	8	1/8
PTF4PB8-1/4	8	1/4
PTF4PB8-3/8	8	3/8
PTF4PB10-1/4	10	1/4
PTF4PB10-3/8	10	3/8
PTF4PB10-1/2	10	1/2
PTF4PB12-3/8	12	3/8

PTF8PB - Flow regulator with push-in connection - Metric*



64 Parker Direct Link

Part number	Tube Outside Diameter mm	Thread Metric
PTF8PB4M5*	4	M5
PTF8PB6M5*	6	M5

* These fittings are supplied with nylon seal.

PTF4 - Flow regulator with threaded connection - BSPP



64 Parker Direct Link

Part number	Thread 1	Thread 2
	BSPP	
PTF4-1/8	1/8	1/8
PTF4-1/4	1/4	1/4
PTF4-3/8	3/8	3/8
PTF4-1/2	1/2	1/2

PTFIPK - Flow regulator with push-in connection



64 Parker PowerLine

Part number	Tube Outside Diameter mm
PTFIPK4	4
PTFIPK6	6
PTFIPK8	8
PTFIPK10	10
PTFIPK12	12

PTFC4PK - Micro exhaust flow control – BSPP/Metric



64 Parker PowerLine

Part number	Tube Outside Diameter mm	Thread BSPP/Metric
PTFC8PK4-M5	4	M5
PTFC8PK6-M5	6	M5

PTFLC4PK - Compact exhaust flow control - BSPP lockable



64 Parker PowerLine

Part number	Tube Outside Diameter mm	Thread BSPP
PTFLC4PK4-1/8	4	1/8
PTFLC4PK6-1/8	6	1/8
PTFLC4PK6-1/4	6	1/4
PTFLC4PK8-1/8	8	1/8
PTFLC4PK8-1/4	8	1/4
PTFLC4PK8-3/8	8	3/8
PTFLC4PK10-1/4	10	1/4
PTFLC4PK10-3/8	10	3/8
PTFLC4PK12-1/2	12	1/2

2
PNEUMATICS

PTFLM8PK - Miniature exhaust flow control - BSPP lockable

2



Part number	Tube Outside Diameter mm	Thread BSPP
PTFLM8PK4-M5	4	M5
PTFLM8PK6-M5	6	M5

64 Parker
Direct Link

PRS - Silencer and flow control valve - BSPP



Part number	Thread BSPP
PRS4-1/8	1/8
PRS4-1/4	1/4
PRS4-3/8	3/8
PRS4-1/2	1/2

64 Parker
Direct Link

P
N
E
U
M
A
T
I
C
S

Construction:	<ul style="list-style-type: none"> Polymer or brass body - nickel-plated brass sub-base, locknut and adjustment screw - stainless steel gripping ring.
Recommended fluids:	<ul style="list-style-type: none"> Compressed air. For the use of other fluids, please consult us.
Operating pressure:	<ul style="list-style-type: none"> From 1 to 10 bar.
Operating temperature:	<ul style="list-style-type: none"> From 0°C to +70°C.
Applications:	<ul style="list-style-type: none"> Flow control regulators are used on pneumatic devices in many industrial applications: factory automation, packaging, multi-purpose robots, material handling, textile, printing, auto process, machine tools.
Advantages:	<ul style="list-style-type: none"> Perfectly controlled sealing both internally and externally, instant connection and disconnection, full flow in return direction.
Benefits:	<ul style="list-style-type: none"> Stability. Progressiveness and accuracy of flow. Quick assembly. Easy adjustment.

7010 - Banjo with Recessed Adjustment Screw - BSP parallel and M5



153 Parker DirectLink

Part number	Tube Outside Diameter mm	Thread
7010 04 19	4	M5x0.8
7010 04 10	4	G1/8
7010 06 19	6	M5x0.8
7010 06 10	6	G1/8
7010 06 13	6	G1/4
7010 08 10	8	G1/8
7010 08 13	8	G1/4
7010 08 17	8	G3/8
7010 10 13	10	G1/4
7010 10 17	10	G3/8
7010 10 21	10	G1/2
7010 12 17	12	G3/8
7010 12 21	12	G1/2

7060 - "Compact" Banjo with External Screw - BSP parallel



153 Parker DirectLink

Part number	Tube Outside Diameter mm	Thread BSP
7060 06 10	6	G1/8
7060 06 13	6	G1/4
7060 08 10	8	G1/8
7060 08 13	8	G1/4
7060 08 17	8	G3/8
7060 10 13	10	G1/4
7060 10 17	10	G3/8
7060 12 17	12	G3/8
7060 12 21	12	G1/2

7770 - "In-Line" with LF 3000 Push-In Connections

2



153 Parker DirectLink

Part number	Tube Outside Diameter mm
7770 04 00	4
7770 06 00	6
7770 08 00	8
7770 10 00	10
7770 12 00	12

7130 - Metal Version with Push-In Connection and Recessed Adjustment Screw



153 Parker DirectLink

Part number	Tube Outside Diameter mm	Thread
7130 04 19	4	M5x0.8
7130 04 10	4	G1/8
7130 06 19	6	M5x0.8
7130 06 10	6	G1/8
7130 06 13	6	G1/4
7130 08 10	8	G1/8
7130 08 13	8	G1/4
7130 08 17	8	G3/8
7130 10 13	10	G1/4
7130 10 17	10	G3/8
7130 10 21	10	G1/2
7130 12 17	12	G3/8
7130 12 21	12	G1/2

7170 - In-Line Type, Mountable Panel, Aluminium Body



153 Parker DirectLink

Part number	Thread
7170 19 19	M5x0.8
7170 10 10	G1/8
7170 13 13	G1/4
7170 17 17	G3/8
7170 21 21	G1/2

PNEUMATICS

- Description:**
- Presto® polyurethane tubing features excellent flexibility and kink resistance.
 - In combination with the wide range of Parker fittings, it provides the optimum solution for pressurised air applications.
- Operating pressure:**
- The values shown are based on a safety factor of 3:1. Polyurethane tubing is not approved for food applications fittings.
- Performance:**
- All Presto® tubing is manufactured to international standards and compatible with the Prestolok® push-in fittings range.

Presto® polyurethane tubes (52 Shore D) - Single tubes - Metric - For Prestolok® push-in fittings



66 Parker Direct Link

Part number	Inside Diameter		Outside Diameter		Operating Pressure		Box size
	mm	mm	mm	mm	bar	psi	m
TPU3x0.5/xxx-25	2.0	3	2.0	3	9	130	25
TPU4x0.75/xxx-25	2.5	4	2.5	4	11	160	25
TPU6x1-/xxx25	4.0	6	4.0	6	9	130	25
TPU8x1.25/xxx-25	5.5	8	5.5	8	9	130	25
TPU10x1.5/xxx-25	7.0	10	7.0	10	8	120	25
TPU12x2/xxx-25	8.0	12	8.0	12	9	130	25
TPU16x2.5/xxx-25	11.0	16	11.0	16	9	130	25

Colour codes to be added to part number (e.g. TPU6x1D/xxx-25 - TPU6x1D/3-25) :

1 = Natural
2 = Red
3 = Blue

Presto® polyurethane tubes - Twin-line tubes - Metric - For Prestolok® push-in fittings



66 Parker Direct Link

Part number	Inside Diameter		Outside Diameter		Operating Pressure		Box size
	mm	mm	mm	mm	bar	psi	m
TPU4x0.75D/xxx-25	2.5	4	2.5	4	9	130	25
TPU6x1D/xxx-25	4.0	6	4.0	6	9	130	25
TPU8x1.25D/xxx-25	5.5	8	5.5	8	9	130	25
TPU10x1.5D/xxx-25	7.0	10	7.0	10	9	130	25

Colour codes to be added to part number (e.g. TPU6x1D/xxx-25 - TPU6x1D/3-25) :

1 = Natural
2 = Red
3 = Blue

For other colours please contact your ParkerStore. Specific Minimum Order Quantities will apply.

Presto® polyamide tubes - Single tubes - Metric



66 Parker DirectLink

2

PNEUMATICS

Part number	Inside Diameter	Outside Diameter	Operating Pressure		Box size
	mm	mm	bar	psi	m
N4X0.65/1-50	0.65	4	19	280	50
N4X1/1-50	1.0	4	33	480	50
N5X1/1-50	1.0	5	25	360	50
N6X1/1-25	1.0	6	20	290	25
N8X1/1-25	1.0	8	14	200	25
N10X1/1-25	1.0	10	11	160	25
N10X1.5/1-25	1.5	10	17	250	25
N12X1/1-25	1.0	12	9	130	25
N12X1.5/1-25	1.5	12	14	200	25
N14X1.5/1-25	1.5	14	12	170	25
N16X1.5/1-25	1.5	16	10	140	25

Standard colour: natural. For alternatives (e.g. size, material) please contact your Parker Distributor. Specific minimum order quantities will apply.



- Description:**
- A full range of tubing compatible with different ranges of Legris fittings suitable in compressed air applications for fluid transportation.
- Construction:**
- Polyurethane and polyamide.
 - The values shown are based on design factor 3:1.
- Applications:**
- The extensive compatibility of the fittings and tubing is ideally suited to many industrial fluids and food applications for the polyurethane polyether tubing.
- Advantages:**
- Tubing designs conform to international standards. In order to offer global solutions for connection, we provide users with a comprehensive range suitable for most applications in order to meet the majority of users' needs.
- Benefits:**
- Excellent flexibility, optimal performance, easy unreeing and efficient storage thanks to the tube pack.

Polyester Polyurethane Tubing - 25 m rolls



154 Parker DirectLink

Part number	Inside Diameter mm	Outside Diameter mm	Operating Pressure bar	Min. bend radius mm
1025U04 04	2.5	4	10	10
1025U04 01	2.5	4	10	10
1025U06 04	4	6	10	15
1025U06 01	4	6	10	15
1025U08 04	5.5	8	10	20
1025U08 01	5.5	8	10	20
1025U10 04	7	10	10	25
1025U10 01	7	10	10	25
1025U12 04	8	12	10	35
1025U12 01	8	12	10	35
1025U14 04 95	9.5	14	10	45
1025U14 01 95	9.5	14	10	45

Polyamide Tubing - 25 m rolls



154 Parker DirectLink

Part number	Inside Diameter mm	Outside Diameter mm	Operating Pressure bar	Colour	Min. bend radius mm
1025P04 04	2	4	12	Blue	25
1025P04 01	2	4	12	Black	25
1025P04 00	2	4	12	Clear	25
1025P06 04	4	6	12	Blue	35
1025P06 01	4	6	12	Black	35
1025P06 00	4	6	12	Clear	35
1025P08 04	6	8	12	Blue	55
1025P08 01	6	8	12	Black	55
1025P08 00	6	8	12	Clear	55
1025P10 04	8	10	12	Blue	90
1025P10 01	8	10	12	Black	90
1025P10 00	8	10	12	Clear	90
1025P12 04	10	12	12	Blue	90
1025P12 01	10	12	12	Black	90
1025P12 00	10	12	12	Clear	90
1025P14 04	12	14	12	Blue	100
1025P14 01	12	14	12	Black	100
1025P14 00	12	14	12	Clear	100

Polyether Polyurethane Crystal Tubing - 25 m rolls

2

PNEUMATICS



154 Parker DirectLink

Part number	Inside Diameter mm	Outside Diameter mm	Operating Pressure bar	Colour	Min. bend radius mm
1025U04R08	2.5	4	10	Crystal Clear	10
1025U04R14	2.5	4	10	Crystal Blue	10
1025U06R08	4	6	10	Crystal Clear	20
1025U06R14	4	6	10	Crystal Blue	20
1025U08R08	5.5	8	10	Crystal Clear	25
1025U08R14	5.5	8	10	Crystal Blue	25
1025U10R08	7	10	10	Crystal Clear	35
1025U10R14	7	10	10	Crystal Blue	35
1025U12R08	8	12	10	Crystal Clear	40
1025U12R14	8	12	10	Crystal Blue	40
1025U14R08 95	9.5	14	10	Crystal Clear	50
1025U14R04 95	9.5	14	10	Opaque Blue	50

Polyethylene Tubing - 100 m rolls



154 Parker DirectLink

Part number	Inside Diameter mm	Outside Diameter mm	Operating Pressure bar	Min. bend radius mm
1100Y04 00	2	4	12	25
1100Y06 00	4	6	12	35
1100Y08 00	6	8	12	55
1100Y10 00	8	10	12	80
1100Y12 00	9	12	12	65
1100Y14 00	11	14	12	80

Braided PVC hose - 25 m rolls



154 Parker DirectLink

Part number	Inside Diameter mm	Outside Diameter mm	Operating Pressure bar	Min. bend radius mm
1025V11 00 06	6	11	15	12
1025V14 00 08	8	14	15	16

Polyester Polyurethane Recoil Tubing



154 Parker DirectLink

Part number	Inside Diameter mm	Outside Diameter mm	Thread BSPT	Operating Pressure bar
1470U08 04 13	5	8	R1/4	9
1471U08 04 13	5	8	R1/4	9
1472U08 04 13	5	8	R1/4	9

- | | |
|------------------------|--|
| Construction: | <ul style="list-style-type: none"> • Reinforced polymer body and sleeve. • Nickel-plated brass sub-base. • Stainless steel spring and balls. • Nitrile O-Ring. • Steel probe. • Adaptor in nickel-plated brass and reinforced polymer. |
| Recommended fluids: | <ul style="list-style-type: none"> • Compressed air. |
| Operating pressure: | <ul style="list-style-type: none"> • From 0 to 16 bar. Maximum pressure of a circuit depends on the nature and thickness of the tube. |
| Operating temperature: | <ul style="list-style-type: none"> • From -20°C to +60°C. The temperature of a circuit also depends on the nature and type of the tubing. |
| Flow rate: | <ul style="list-style-type: none"> • Up to 1250 NI/min. |
| Applications: | <ul style="list-style-type: none"> • Industrial, Industrial Automation. |

- | | |
|-------------|--|
| Advantages: | <ul style="list-style-type: none"> • Complies with ISO 4414 and EN983 safety standards and has a very short vent-time. |
| Benefits: | <ul style="list-style-type: none"> • 100% safety. • Superior technical performance. • Immediate identification. |

9401U - Series ISO B6 - Male Body - BSP parallel



146 Parker DirectLink

Part number	Thread
9401U06 21	G1/2

9405U - Series ISO B6 - Male Body - BSP taper



146 Parker DirectLink

Part number	Thread
9405U06 13	R1/4

9414U - Series ISO B6 - Female Body - BSP parallel

2



Part number	Thread
9414U06 13	G1/4

146 Parker DirectLink

PNEUMATICS

9087U - Series ISO B6 - Male Thread - BSP parallel



Part number	Thread
9087U06 13	G1/4

146 Parker DirectLink

- | | |
|------------------------|--|
| Construction: | <ul style="list-style-type: none"> • Reinforced polymer body and sleeve. • Nickel-plated brass sub-base. • Stainless steel spring and balls. • Nitrile O-Ring. • Steel probe. • Adaptor in nickel-plated brass and reinforced polymer. |
| Recommended fluids: | <ul style="list-style-type: none"> • Compressed air. |
| Operating pressure: | <ul style="list-style-type: none"> • From 0 to 16 bar. Maximum pressure of a circuit depends on the nature and thickness of the tube. |
| Operating temperature: | <ul style="list-style-type: none"> • From -20°C to +60°C. The temperature of a circuit also depends on the nature and type of the tubing. |
| Flow rate: | <ul style="list-style-type: none"> • Up to 2400 NI/min. |
| Applications: | <ul style="list-style-type: none"> • Industrial, Industrial Automation. |

- | | |
|-------------|--|
| Advantages: | <ul style="list-style-type: none"> • Complies with ISO 4414 and EN983 safety standards and has a very short vent-time. |
| Benefits: | <ul style="list-style-type: none"> • 100% safety. • Superior technical performance. • Immediate identification. |

9401U - Series ISO B8 - Male Body - BSP parallel



146 Parker DirectLink

Part number	Thread
9401U08 21	G1/2

9405U - Series ISO B8 - Male Body - BSP taper



146 Parker DirectLink

Part number	Thread
9405U08 13	R1/4

9414U - Series ISO B8 - Female Body - BSP parallel

2



146 Parker DirectLink

Part number	Thread
9414U08 13	G1/4

P
N
E
U
M
A
T
I
C
S

9087U - Series ISO B8 - Male Thread - BSP parallel



146 Parker DirectLink

Part number	Thread
9087U08 13	G1/4

- Description:**
- English profile industrial coupling.
 - Specially suited to compressed air applications.
 - Steel/brass design developed for industry. Schrader (DN 5.0) Interchange.
- Material:**
- Steel.
- Operating pressure:**
- 35 bar, maximum static operating pressure with safety factor of 4 to 1.
- Operating temperature:**
- From -20°C to +100°C.
- Applications:**
- Compressed air technology, medical technology and breathing air.

- Advantages:**
- Single handed operation.
 - Small dimensions, light weight.
 - UltraFlo technology with high flow valve.

- Benefits:**
- High flow miniature coupling.

17KA Series - Schrader Interchange Coupling



146 DirectLink

Part number	Connection	Thread BSPT	Hose barb size mm	Body size inch	Operating Pressure	
					bar	psi
Coupler						
17KAAK13SPN	Male	1/4		1/8	35	500
17KAAK17SPN	Male	3/8		1/8	35	500
17KAAK21SPN	Female	1/2		1/8	35	500
17KAIW13SPN	Female	1/4		1/8	35	500
17KAIW17SPN	Female	3/8		1/8	35	500
17KAIW21SPN	Hose barb	1/2		1/8	35	500
17KATF08SPN	Hose barb		8	1/8	35	500
17KATF10SPN			10			
Nipple						
17SFAK10SXN	Male	1/8		1/8	35	500
17SFAK13SXN	Male	1/4		1/8	35	500
17SFIW10SXN	Female	1/8		1/8	35	500
17SFIW13SXN	Female	1/4		1/8	35	500
17SFTF08SXN	Hose barb		8	1/8	35	500
17SFTF10SXN	Hose barb		10	1/8	35	500

- Description:**
- Mini industrial coupling - the world's most commonly used profile.
 - One-handed operation.
 - Above average flow performance for liquid and gaseous media.
- Material:**
- Brass.
- Operating pressure:**
- 35 bar, maximum static operating pressure with safety factor of 4 to 1.
- Operating temperature:**
- From -20°C to +100°C.
- Applications:**
- Compressed air technology, medical technology and breathing air.
- Advantages:**
- High flow rate, usable for liquids as well.
 - One-handed operation.
- Benefits:**
- Small dimensions, space saving, most used mini coupling.

21KA Series - Mini Industrial Coupling



146 Parker DirectLink

Part number	Connection	Thread BSPP	Hose barb size mm	Body size inch	Operating Pressure	
					bar	psi
Coupler						
21KAAW10MPX	Male	1/8		1/8	35	500
21KAAW13MPX	Male	1/4		1/8	35	500
21KAIW10MPX	Female	1/8		1/8	35	500
21KAIW13MPX	Female	1/4		1/8	35	500
21KATF06MPX	Hose barb		6	1/8	35	500
21KATF08MPX	Hose barb		8	1/8	35	500
21KATP06MPX	PushLok		6	1/8	35	500
Nipple						
21SFAW10MXX	Male	1/8		1/8	35	500
21SFAW13MXX	Male	1/4		1/8	35	500
21SFIW10MXX	Female	1/8		1/8	35	500
21SFIW13MXX	Female	1/4		1/8	35	500
21SFK006MXX	Plastic hose connection		6	1/8	35	500
21SFK008MXX	Plastic hose connection		8	1/8	35	500
21SFTF06MXX	Hose barb		6	1/8	35	500
21SFTF08MXX	Hose barb		8	1/8	35	500
21SFTP06MXX	PushLok		6	1/8	35	500



- Description:**
- Robust brass coupling.
 - One-handed operation.
 - Plug design optimised through greater insert depth.
- Material:**
- Brass.
- Operating pressure:**
- 35 bar, maximum static operating pressure with safety factor of 4 to 1.
- Operating temperature:**
- From -20°C to +100°C.
- Applications:**
- Compressed air technology and water connections.
- Advantages:**
- Interchangeable with ARO 210.
 - Robust design.
 - Plug design optimised through greater insert depth.
- Benefits:**
- Standardised profile.

14KA Series - Robust Brass Coupling



146 Parker DirectLink

Part number	Connection	Thread		Hose barb size mm	Body size inch	Operating Pressure	
		BSPB	BSPT			bar	psi
Coupler							
14KAAW13MPX	Male	1/4			1/4	35	500
14KAAW17MPX	Male	3/8			1/4	35	500
14KAAW21MPX	Male	1/2			1/4	35	500
14KAIW13MPX	Female	1/4			1/4	35	500
14KAIW17MPX	Female	3/8			1/4	35	500
14KAIW21MPX	Female	1/2			1/4	35	500
14KATF08MPX	Hose barb			8	1/4	35	500
14KATF10MPX	Hose barb			10	1/4	35	500
Nipple							
22SFAK13SXN	Male		1/4		1/4	35	500
22SFAK17SXN	Male		3/8		1/4	35	500
22SFAK21SXN	Male		1/2		1/4	35	500
22SFIW13SXN	Female	1/4			1/4	35	500
22SFIW17SXN	Female	3/8			1/4	35	500
22SFTF06SXN	Hose barb			6	1/4	35	500
22SFTF08SXN	Hose barb			8	1/4	35	500
22SFTF10SXN	Hose barb			10	1/4	35	500

- Description:**
- ISO 6150 C industrial coupling with UltraFlo technology.
 - Robust design. The steel sleeve counters oscillating forces.
 - System has limited use for liquids (steel sleeve/zinc die cast valve).
- Material:**
- Brass, nickel-plated.
- Operating pressure:**
- 35 bar, maximum static operating pressure with safety factor of 4 to 1.
- Operating temperature:**
- From -20°C to +100°C.
- Applications:**
- Compressed air technology and water connections.
- Advantages:**
- Single handed operation.
 - Plug design optimised through greater insert depth.
 - Innovative valve technology with high flow valve.
- Benefits:**
- Standardised profile ISO 6150 C.

18KA Series - ISO 6150C Coupling



146
Patent
DirectLink

Part number	Connection	Thread		Hose barb size mm	Body size inch	Operating Pressure	
		BSPB	BSPT			bar	psi
Coupler							
18KAAK13MPN	Male		1/4		1/4	35	500
18KAAK17MPN	Male		3/8		1/4	35	500
18KAIW13MPN	Male	1/4			1/4	35	500
18KAIW17MPN	Female	3/8			1/4	35	500
18KAIW21MPN	Female	1/2			1/4	35	500
18KATF08MPN	Hose barb			8	1/4	35	500
18KATF10MPN	Hose barb			10	1/4	35	500
Nipple							
18SFAK13SXN	Male		1/4		1/4	35	500
18SFAK17SXN	Male		3/8		1/4	35	500
18SFIW13SXN	Female	1/4			1/4	35	500
18SFIW17SXN	Female	3/8			1/4	35	500
18SFTF06SXN	Hose barb			6	1/4	35	500
18SFTF08SXN	Hose barb			8	1/4	35	500
18SFTF10SXN	Hose barb			10	1/4	35	500

Description:	<ul style="list-style-type: none"> English industrial profile with UltraFlo technology. Compact dimensions. Robust coupling for compressed air applications. The steel sleeve counters oscillating forces. The steel sleeve counters oscillating forces.
Material:	<ul style="list-style-type: none"> Brass, nickel-plated.
Operating pressure:	<ul style="list-style-type: none"> 35 bar, maximum static operating pressure with safety factor of 4 to 1.
Operating temperature:	<ul style="list-style-type: none"> From -20°C to +100°C.
Applications:	<ul style="list-style-type: none"> Compressed air technology and water connections.
Advantages:	<ul style="list-style-type: none"> Single handed operation. Plug design optimised through greater insert depth. UltraFlo technology with high flow valve.
Benefits:	<ul style="list-style-type: none"> PLC 60 Interchangeable.

19KA Series - PCL 60 Interchange Coupling



146 Parker DirectLink

Part number	Connection	Thread		Hose barb size mm	Body size inch	Operating Pressure	
		BSPB	BSPT			bar	psi
Coupler							
19KAAK13MPN	Male		1/4		1/4	35	500
19KAAK17MPN	Male		3/8		1/4	35	500
19KAAK21MPN	Male		1/2		1/4	35	500
19KAIW13MPN	Female	1/4			1/4	35	500
19KAIW17MPN	Female	3/8			1/4	35	500
19KAIW21MPN	Female	1/2			1/4	35	500
19KATF08MPN	Hose barb			8	1/4	35	500
19KATF10MPN	Hose barb			10	1/4	35	500
Nipple							
19SFAK13SXN	Male		1/4		1/4	35	500
19SFAK17SXN	Male		3/8		1/4	35	500
19SFIW13SXN	Female	1/4			1/4	35	500
19SFIW17SXN	Female	3/8			1/4	35	500
19SFTF06SXN	Hose barb			6	1/4	35	500
19SFTF08SXN	Hose barb			8	1/4	35	500
19SFTF10SXN	Hose barb			10	1/4	35	500

- Description:**
- Conforming to ISO 6150B and US Mil. Spec 4109.
 - One-handed operation.
 - High grade valve technology with optimum flow performance and minimum coupling forces.
 - Extremely robust 2-component thermoplastic sleeve.
- Material:**
- Brass.
- Operating pressure:**
- 35 bar, maximum static operating pressure with safety factor of 4 to 1.
- Operating temperature:**
- From -20°C to +80°C.
- Applications:**
- Suitable for compressed air applications with above-average air consumption.
- Advantages:**
- High flow valve version, high flow performance, two-component sleeve made of TPE with ergonomic sleeve for better grip and high resilience characteristic.
 - Easy connection.
- Benefits:**
- Energy savings due to minimised pressure drop.

1423KA Series - Premium Industrial Coupling



146 Parker DirectLok

Part number	Connection	Thread		Hose barb size mm	Body size inch	Operating Pressure	
		BSPB	BSPT			bar	psi
Coupler							
1423KAAK13SPN	Male		1/4		1/4	35	500
1423KAAK17SPN	Male		3/8		1/4	35	500
1423KAAK21SPN	Male		1/2		1/4	35	500
1423KAIW13SPN	Female	1/4			1/4	35	500
1423KAIW17SPN	Female	3/8			1/4	35	500
1423KAIW21SPN	Female	1/2			1/4	35	500
1423KATF06SPN	Hose barb			6	1/4	35	500
1423KATF09SPN	Hose barb			9	1/4	35	500
1423KATF10SPN	Hose barb			13	1/4	35	500
Nipple							
23SFAK10SXN	Male		1/8		1/4	35	500
23SFAK13SXN	Male		1/4		1/4	35	500
23SFAK17SXN	Male		3/8		1/4	35	500
23SFIW13SXN	Female	1/4			1/4	35	500
23SFIW17SXN	Female	3/8			1/4	35	500
23SFTF06SXN	Hose barb			6	1/4	35	500
23SFTF08SXN	Hose barb			8	1/4	35	500
23SFTF10SXN	Hose barb			10	1/4	35	500
23SFTP06MXX	PushLok			6	1/4	35	500
23SFTP10MXX	PushLok			10	1/4	35	500



- Description:**
- Industrial brass coupling conforming to ISO 6150B and US Mil. Spec 4109.
 - One-handed operation.
 - Hardened steel plug counteracts vibrations and effects of external forces.
 - Extremely robust 2-component thermoplastic sleeve.
- Material:**
- Brass.
- Operating pressure:**
- 35 bar, maximum static operating pressure with safety factor of 4 to 1.
- Operating temperature:**
- From -20°C to +100°C.
- Applications:**
- Air tools, automotive or compressed air applications.
- Advantages:**
- Interchangeable ISO6150B.
 - Single handed operation.
 - Robust design.
- Benefits:**
- Standardised profile.

24KA Series - Industrial Brass Coupling



146 Parker DirectLok

Part number	Connection	Thread		Hose barb size mm	Body size inch	Operating Pressure	
		BSPP	BSPT			bar	psi
Coupler							
24KAAW13MPX	Male	1/4	3/8		1/4	35	500
24KAAW17MPX	Male	3/8	1/2		1/4	35	500
24KAAW21MPX	Male	1/2			1/4	35	500
24KAIW13MPX	Female	1/4			1/4	35	500
24KAIW17MPX	Female	3/8			1/4	35	500
24KAIW21MPX	Female	1/2			1/4	35	500
24KATF08MPX	Hose barb			8	1/4	35	500
24KATF10MPX	Hose barb			10	1/4	35	500
24KATP06MPX	PushLok			6	1/4	35	500
24KATP10MPX	PushLok			10	1/4	35	500
Nipple							
23SFAK13SXN	Male		1/4		1/4	35	500
23SFAK17SXN	Male		3/8		1/4	35	500
23SFIW13SXN	Female	1/4			1/4	35	500
23SFIW17SXN	Female	3/8			1/4	35	500
23SFTF06SXN	Hose barb			6	1/4	35	500
23SFTF08SXN	Hose barb			8	1/4	35	500
23SFTF10SXN	Hose barb			10	1/4	35	500
23SFTP06MXX	PushLok			6	1/4	35	500
23SFTP10MXX	PushLok			10	1/4	35	500

- Description:**
- European standard industrial profile.
 - One-handed operation.
 - Small weight and size.
- Material:**
- Brass.
- Operating pressure:**
- 35 bar, maximum static operating pressure with safety factor of 4 to 1.
- Operating temperature:**
- From -20°C to +100°C.
- Applications:**
- Air tools, production and assembly lines or mechanical equipment.
- Advantages:**
- European standard.
 - Single handed operation.
- Benefits:**
- Standardised profile.

26KA Series - European Standard Industrial Profile



146 Partner
DirectLink

Part number	Connection	Thread BSPP	Hose barb size mm	Body size inch	Operating Pressure	
					bar	psi
Coupler						
26KAAW13MPX	Male	1/4		1/4	35	500
26KAAW17MPX	Male	3/8		1/4	35	500
26KAAW21MPX	Male	1/2		1/4	35	500
26KAIW13MPX	Female	1/4		1/4	35	500
26KAIW17MPX	Female	3/8		1/4	35	500
26KAIW21MPX	Female	1/2		1/4	35	500
26KATF06MPX	Hose barb		6	1/4	35	500
26KATF08MPX	Hose barb		8	1/4	35	500
26KATF09MPX	Hose barb		9	1/4	35	500
26KATF13MPX	Hose barb		13	1/4	35	500
26KATP10MPX	PushLok		10	1/4	35	500
26KATP13MPX	PushLok		13	1/4	35	500
Nipple						
26SFAW13MXX	Male	1/4		1/4	35	500
26SFAW17MXX	Male	3/8		1/4	35	500
26SFAW21MXX	Male	1/2		1/4	35	500
26SFIW13MXX	Female	1/4		1/4	35	500
26SFIW17MXX	Female	3/8		1/4	35	500
26SFIW21MXX	Female	1/2		1/4	35	500
26SFTF06MXX	Hose barb		6	1/4	35	500
26SFTF08MXX	Hose barb		8	1/4	35	500
26SFTF09MXX	Hose barb		9	1/4	35	500
26SFTF13MXX	Hose barb		13	1/4	35	500
26SFTP06MXX	PushLok		6	1/4	35	500
26SFTP10MXX	PushLok		10	1/4	35	500



- Description:**
- European standard profile.
 - One-handed operation.
 - High grade valve technology with optimum flow performance and minimum coupling forces.
 - Extremely robust 2-component thermoplastic sleeve.
- Material:**
- Brass.
- Operating pressure:**
- 35 bar, maximum static operating pressure with safety factor of 4 to 1.
- Operating temperature:**
- From -20°C to +80°C.
- Applications:**
- Suitable for compressed air applications with above-average air consumption.
- Advantages:**
- High flow valve version, high flow performance, two-component sleeve made of TPE with knobs for better grip and high resilience characteristic.
 - Easy connection.
- Benefits:**
- Energy savings due to minimised pressure drop.

1625KA Series - Premium Industrial Coupling




146
Parker
DirectLok

Part number	Connection	Thread		Hose barb size mm	Body size inch	Operating Pressure	
		BSPP	BSPT			bar	psi
Coupler							
1625KAAK13SPN	Male		1/4		1/4	35	500
1625KAAK17SPN	Male		3/8		1/4	35	500
1625KAAK21SPN	Male		1/2		1/4	35	500
1625KAIW13SPN	Female	1/4			1/4	35	500
1625KAIW17SPN	Female	3/8			1/4	35	500
1625KAIW21SPN	Female	1/2			1/4	35	500
1625KATF09SPN	Hose barb			9	1/4	35	500
1625KATF10SPN	Hose barb			10	1/4	35	500
1625KATF13SPN	Hose barb			13	1/4	35	500
1625KATP10SPN	PushLok			10	1/4	35	500
1625KATP13SPN	PushLok			13	1/4	35	500
Nipple							
25SFAK13SXZ	Male		1/4		1/4	35	500
25SFAK17SXZ	Male		3/8		1/4	35	500
25SFAK21SXZ	Male		1/2		1/4	35	500
25SFIW13SXZ	Female	1/4			1/4	35	500
25SFIW17SXZ	Female	3/8			1/4	35	500
25SFIW21SXZ	Female	1/2			1/4	35	500
25SFTF06SXZ	Hose barb			6	1/4	35	500
25SFTF08SXZ	Hose barb			8	1/4	35	500
25SFTF09SXZ	Hose barb			9	1/4	35	500
25SFTF10SXZ	Hose barb			10	1/4	35	500
25SFTF13SXZ	Hose barb			13	1/4	35	500
25SFTP10SXZ	PushLok			10	1/4	35	500
25SFTP13SXZ	PushLok			13	1/4	35	500

- Description:**
- 3/8" steel coupling system.
 - Conforming to US Mil. Spec 4109.
 - Robust design, steel valve body.
- Material:**
- Steel.
- Operating pressure:**
- 35 bar, maximum static operating pressure with safety factor of 4 to 1.
- Operating temperature:**
- From -20°C to +100°C.
- Applications:**
- Air tools, automotive, mechanical engineering, compressed air.
- Advantages:**
- Optimum plug design due to greater insert depth.
 - Robust coupler.
- Benefits:**
- Standardised profile according US Mil. Spec 4109.

30KA Series - 3/8" US Mil. Spec 4109



146 Partner DirectLok

Part number	Connection	Thread BSPP	Hose barb size mm	Body size inch	Operating Pressure	
					bar	psi
Coupler						
30KAAW13SPX	Male	1/4		3/8	35	500
30KAAW17SPX	Male	3/8		3/8	35	500
30KAAW21SPX	Male	1/2		3/8	35	500
30KAIW13SPX	Female	1/4		3/8	35	500
30KAIW17SPX	Female	3/8		3/8	35	500
30KAIW21SPX	Female	1/2		3/8	35	500
30KATF10SPX	Hose barb		10	3/8	35	500
30KATF13SPX	Hose barb		13	3/8	35	500
30KATP10SPX	PushLok		10	3/8	35	500
30KATP13SPX	PushLok		13	3/8	35	500
Nipple						
30SFAW13SXN	Male	1/4		3/8	35	500
30SFAW17SXN	Male	3/8		3/8	35	500
30SFAW21SXN	Male	1/2		3/8	35	500
30SFIW13SXN	Female	1/4		3/8	35	500
30SFIW17SXN	Female	3/8		3/8	35	500
30SFIW21SXN	Female	1/2		3/8	35	500
30SFTP06MXX	PushLok		6	1/4	35	500
30SFTP10MXX	PushLok		10	3/8	35	500

Description:	<ul style="list-style-type: none"> Premium industrial coupling in nominal diameter 10 with high grade valve technology and unprecedented flow values and minimum coupling forces. Especially suited to compressed air applications with above average air consumption.
Material:	<ul style="list-style-type: none"> Brass.
Operating pressure:	<ul style="list-style-type: none"> 35 bar, maximum static operating pressure with safety factor of 4 to 1.
Operating temperature:	<ul style="list-style-type: none"> From -20°C to +100°C.
Applications:	<ul style="list-style-type: none"> Suitable for compressed air applications with above-average air consumption.
Advantages:	<ul style="list-style-type: none"> Single handed operation. High flow valve. Minimum coupling forces.
Benefits:	<ul style="list-style-type: none"> High flow rate (3.580 l/m) - minimum pressure drop.

1700KA Series - Premium European Highflow Coupling




146 Parker DirectLink

Part number	Connection	Thread		Hose barb size mm	Body size inch	Operating Pressure	
		BSPP	BSPT			bar	psi
Coupler							
1700KAAK17SPN	Male		3/8		1/2	35	500
1700KAAK21SPN	Male		1/2		1/2	35	500
1700KAAK26SPN	Male		3/4		1/2	35	500
1700KAIW17SPN	Female	3/8			1/2	35	500
1700KAIW21SPN	Female	1/2			1/2	35	500
1700KAIW26SPN	Female	3/4			1/2	35	500
1700KATF10SPN	Hose barb			10	1/2	35	500
1700KATF13SPN	Hose barb			13	1/2	35	500
1700KATF16SPN	Hose barb			16	1/2	35	500
Nipple							
27SFAK13SXN	Male		1/4		1/2	35	500
27SFAK17SXN	Male		3/8		1/2	35	500
27SFAK21SXN	Male		1/2		1/2	35	500
27SFAK26SXN	Male		3/4		1/2	35	500
27SFIW13SXN	Female	1/4			1/2	35	500
27SFIW17SXN	Female	3/8			1/2	35	500
27SFIW21SXN	Female	1/2			1/2	35	500
27SFTF08SXN	Hose barb			8	1/2	35	500
27SFTF10SXN	Hose barb			10	1/2	35	500
27SFTF13SXN	Hose barb			13	1/2	35	500
27SFTP10MXX	PushLok			10	1/2	35	500
27SFTP13MXX	PushLok			13	1/2	35	500

PNEUMATICS

- Description:**
- 1/2" Coupling-system according to US-MIL-Spec. C-4109 made of brass.
 - Plug design optimised through greater insert depth.
- Material:**
- Brass.
- Operating pressure:**
- 35 bar, maximum static operating pressure with safety factor of 4 to 1.
- Operating temperature:**
- From -20°C to +100°C.
- Applications:**
- Suitable for compressed air applications with above-average air consumption.
- Advantages:**
- Single handed operation.
 - Tough construction.
- Benefits:**
- US MIL-NORM C-4109.

37KA Series - 1/2" US-Mil-Spec Coupling



146 Parker DirectLink

Part number	Connection	Thread		Hose barb size mm	Body size inch	Operating Pressure	
		BSP	BSPT			bar	psi
Coupler							
37KAAW21MPX	Male	1/2			1/2	35	500
37KAAW26MPX	Male	3/8			1/2	35	500
37KAIW21MPX	Female	1/2			1/2	35	500
37KAIW26MPX	Female	3/8			1/2	35	500
Nipple							
37SFAK21SXN	Male		1/2		1/2	35	500
37SFAK26SXN	Male		3/4		1/2	35	500
37SFIW21SXN	Female	1/2			1/2	35	500
37SFIW26SXN	Female	3/4			1/2	35	500
37SFTF13SXN	Hose barb			13	1/2	35	500
37SFTF16SXN	Hose barb			16	1/2	35	500
37SFTF19SXN	Hose barb			19	1/2	35	500

Description:	<ul style="list-style-type: none"> • ISO 4414. • Improved industrial safety through single operated venting technology with a two step locking system.
Material:	<ul style="list-style-type: none"> • Brass, nickel-plated with thermoplastic sleeve.
Operating pressure:	<ul style="list-style-type: none"> • 12 bar, maximum static operating pressure with safety factor of 4 to 1.
Operating temperature:	<ul style="list-style-type: none"> • From -20°C to +60°C.
Applications:	<ul style="list-style-type: none"> • For compressed air applications, industrial equipment or assembly lines.
Advantages:	<ul style="list-style-type: none"> • Disconnection without pressure in one-handed operation, applies to ISO 4414 safety standard.
Benefits:	<ul style="list-style-type: none"> • Minimise risk of injuries during operation, due to self-venting process.

14KE Series - Self-Venting Couplings



146 Parker DirectLink

Part number	Connection	Thread		Hose barb size mm	Body size inch	Operating Pressure	
		BSPB	BSPT			bar	psi
Coupler							
14KEAK13MPN	Male		1/4		1/4	12	170
14KEAK17MPN	Male		3/8		1/4	12	170
14KEAK21MPN	Male		1/2		1/4	12	170
14KEIW13MPN	Female		1/4		1/4	12	170
14KEIW17MPN	Female		3/8		1/4	12	170
14KEIW21MPN	Female		1/2		1/4	12	170
14KETF08MPN	Hose barb			8	1/4	12	170
14KETF10MPN	Hose barb			10	1/4	12	170
Nipple							
22SFAK13SXN	Male		1/4		1/4	35	170
22SFAK17SXN	Male		3/8		1/4	35	170
22SFAK21SXN	Male		1/2		1/4	35	170
22SFIW13SXN	Female	1/4			1/4	35	170
22SFIW17SXN	Female	3/8			1/4	35	170
22SFTF06SXN	Hose barb			6	1/4	35	170
22SFTF08SXN	Hose barb			8	1/4	35	170
22SFTF10SXN	Hose barb			10	1/4	35	170

Description:	<ul style="list-style-type: none"> • European standard profile. • ISO 4414. • Improved industrial safety through single operated venting technology with a two step locking system.
Material:	<ul style="list-style-type: none"> • Brass, nickel-plated with thermoplastic sleeve.
Operating pressure:	<ul style="list-style-type: none"> • 12 bar, maximum static operating pressure with safety factor of 4 to 1.
Operating temperature:	<ul style="list-style-type: none"> • From -20°C to +60°C.
Applications:	<ul style="list-style-type: none"> • For compressed air applications, industrial equipment or assembly lines.
Advantages:	<ul style="list-style-type: none"> • Disconnection without pressure in one-handed operation, applies to ISO 4414 safety standard.
Benefits:	<ul style="list-style-type: none"> • Minimises risk of injuries during operation, due to self venting process.

24KE Series - Self-Venting Couplings



Part number	Connection	Thread		Hose barb size mm	Body size inch	Operating Pressure	
		BSPB	BSPT			bar	psi
Coupler							
24KEAK13MPN	Male		1/4		1/4	12	170
24KEAK17MPN	Male		3/8		1/4	12	170
24KEAK21MPN	Male		1/2		1/4	12	170
24KEIW13MPN	Female	1/4			1/4	12	170
24KEIW17MPN	Female	3/8			1/4	12	170
24KEIW21MPN	Female	1/2			1/4	12	170
24KETF08MPN	Hose barb			8	1/4	12	170
24KETF10MPN	Hose barb			10	1/4	12	170
Nipple							
23SFAK13SXN	Male		1/4		1/4	12	170
23SFAK17SXN	Male		3/8		1/4	12	170
23SFIW13SXN	Female	1/4			1/4	12	170
23SFIW17SXN	Female	3/8			1/4	12	170
23SFTF06SXN	Hose barb			6	1/4	12	170
23SFTF08SXN	Hose barb			8	1/4	12	170
23SFTF10SXN	Hose barb			10	1/4	12	170



Description:	<ul style="list-style-type: none"> European standard profile. ISO 4414. Improved industrial safety through single operated venting technology with a two step locking system.
Material:	<ul style="list-style-type: none"> Brass, nickel-plated with thermoplastic sleeve.
Operating pressure:	<ul style="list-style-type: none"> 12 bar, maximum static operating pressure with safety factor of 4 to 1.
Operating temperature:	<ul style="list-style-type: none"> From -20°C to +60°C.
Applications:	<ul style="list-style-type: none"> For compressed air applications, industrial equipment or assembly lines.
Advantages:	<ul style="list-style-type: none"> Disconnection without pressure in one-handed operation, applies to ISO 4414 safety standard.
Benefits:	<ul style="list-style-type: none"> Minimise risk of injuries during operation, due to self-venting process.

26KE Series - Self-Venting Couplings



146 Parker DirectLink

Part number	Connection	Thread		Hose barb size mm	Body size		Operating Pressure	
		BSPB	BSPT		inch	bar	psi	
Coupler								
26KEAW13MPN	Male	1/4			1/4	12	170	
26KEAW17MPN	Male	3/8			1/4	12	170	
26KEAW21MPN	Male	1/2			1/4	12	170	
26KEIW13MPN	Female	1/4			1/4	12	170	
26KEIW17MPN	Female	3/8			1/4	12	170	
26KEIW21MPN	Female	1/2			1/4	12	170	
26KETF09MPN	Hose barb			9	1/4	12	170	
26KETF13MPN	Hose barb			13	1/4	12	170	
Nipple								
25SFAK13SXZ	Male		1/4		1/4	12	170	
25SFAK17SXZ	Male		3/8		1/4	12	170	
25SFAK21SXZ	Male		1/2		1/4	12	170	
25SFIW13SXZ	Female	1/4			1/4	12	170	
25SFIW17SXZ	Female	3/8			1/4	12	170	
25SFIW21SXZ	Female	1/2			1/4	12	170	
25SFTF06SXZ	Hose barb			6	1/4	12	170	
25SFTF08SXZ	Hose barb			8	1/4	12	170	
25SFTF09SXZ	Hose barb			9	1/4	12	170	
25SFTF10SXZ	Hose barb			10	1/4	12	170	
25SFTF13SXZ	Hose barb			13	1/4	12	170	

- Description:**
- ISO 4414, DIN EN 983
 - Improved industrial safety through single operated venting technology with a two step locking system.
- Material:**
- Brass, nickel-plated.
- Operating pressure:**
- 12 bar, maximum static operating pressure with safety factor of 4 to 1.
- Operating temperature:**
- From -20°C to +60°C.
- Applications:**
- For compressed air applications, industrial equipment or assembly lines.
- Advantages:**
- Disconnection without pressure in one-handed operation, applies to ISO 4414 safety standard.
- Benefits:**
- Minimise risk of injuries during operation, due to self-venting process.
 - High flow performance.

1600KE Series - Self-Venting Couplings



146 Parker DirectLink

Part number	Connection	Thread		Hose barb size mm	Body size inch	Operating Pressure	
		BSPB	BSPT			bar	psi
Coupler							
1600KEAK13SPN	Male		1/4		1/4	12	170
1600KEAK17SPN	Male		3/8		1/4	12	170
1600KEAK21SPN	Male		1/2		1/4	12	170
1600KEIW13SPN	Female	1/4			1/4	12	170
1600KEIW17SPN	Female	3/8			1/4	12	170
1600KEIW21SPN	Female	1/2			1/4	12	170
1600KETF06SPN	Hose barb			6	1/4	12	170
1600KETF09SPN	Hose barb			9	1/4	12	170
1600KETF10SPN	Hose barb			10	1/4	12	170
1600KETF13SPN	Hose barb			13	1/4	12	170
Nipple							
25SFAK13SXZ	Male		1/4		1/4	12	170
25SFAK17SXZ	Male		3/8		1/4	12	170
25SFAK21SXZ	Male		1/2		1/4	12	170
25SFIW13SXZ	Female	1/4			1/4	12	170
25SFIW17SXZ	Female	3/8			1/4	12	170
25SFIW21SXZ	Female	1/2			1/4	12	170
25SFTF06SXZ	Hose barb			6	1/4	12	170
25SFTF08SXZ	Hose barb			8	1/4	12	170
25SFTF09SXZ	Hose barb			9	1/4	12	170
25SFTF10SXZ	Hose barb			10	1/4	12	170
25SFTF13SXZ	Hose barb			13	1/4	12	170



Description:	<ul style="list-style-type: none"> • ISO 4414, DIN EN 983 • Improved industrial safety through single operated venting technology with a two step locking system. • Premium self-venting system with 4.074 l/min flow rate.
Material:	<ul style="list-style-type: none"> • Brass, nickel-plated.
Operating pressure:	<ul style="list-style-type: none"> • 12 bar, maximum static operating pressure with safety factor of 4 to 1.
Operating temperature:	<ul style="list-style-type: none"> • From -20°C to +60°C.
Applications:	<ul style="list-style-type: none"> • For compressed air applications, industrial equipment or assembly lines.
Advantages:	<ul style="list-style-type: none"> • Disconnection without pressure in one-handed operation, applies to ISO 4414 safety standard.
Benefits:	<ul style="list-style-type: none"> • Minimise risk of injuries during operation, due to self-venting process. • High flow performance.

1700KE Series - Self-Venting Couplings



146 Parker DirectLink

Part number	Connection	Thread		Hose barb size mm	Body size inch	Operating Pressure	
		BSPP	BSPT			bar	psi
Coupler							
1700KEAW17SPN	Male	3/8			1/2	12	170
1700KEAW21SPN	Male	1/2			1/2	12	170
1700KEAW26MPN	Male	3/4			1/2	12	170
1700KEIW17SPN	Female	3/8			1/2	12	170
1700KEIW21SPN	Female	1/2			1/2	12	170
1700KEIW26MPN	Female	3/4			1/2	12	170
Nipple							
27SFAK13SXN	Male		1/4		1/2	12	170
27SFAK17SXN	Male		3/8		1/2	12	170
27SFAK21SXN	Male		1/2		1/2	12	170
27SFAK26SXN	Male		3/4		1/2	12	170
27SFIW13SXN	Female	1/4			1/2	12	170
27SFIW17SXN	Female	3/8			1/2	12	170
27SFIW21SXN	Female	1/2			1/2	12	170
27SFTF08SXN	Hose barb			8	1/2	12	170
27SFTF10SXN	Hose barb			10	1/2	12	170
27SFTF13SXN	Hose barb			13	1/2	12	170

- Description:
 - The cylinders are particularly suitable for lighter duties.
- Operating pressure:
 - Max 10 bar (145 psi).
- Operating temperature:
 - Standard.
- Options:
 - High temperature.
 - Low temperature.
- Applications:
 - Packaging, food and textile industries.
- Advantages:
 - Sealed for life and pre lubricated with food grade grease.
- Benefits:
 - Non-lube operation.

P1A - Double acting with buffer cushioning



43 Parker DirectLink

Part number	Stroke	Bore	Rod end
P1A-S010DS-0010	10	10	M4
P1A-S010DS-0025	25	10	M4
P1A-S010DS-0050	50	10	M4
P1A-S012DS-0010	10	12	M6
P1A-S012DS-0025	25	12	M6
P1A-S012DS-0050	50	12	M6
P1A-S016DS-0010	10	16	M6
P1A-S016DS-0025	25	16	M6
P1A-S016DS-0050	50	16	M6
P1A-S020DS-0010	10	20	M8
P1A-S020DS-0025	25	20	M8
P1A-S020DS-0050	50	20	M8
P1A-S025DS-0010	10	25	M10x1.25
P1A-S025DS-0025	25	25	M10x1.25
P1A-S025DS-0050	50	25	M10x1.25

P1A - Single acting non adjustable cushioning with spring return



43 Parker DirectLink

Part number	Stroke	Bore	Rod end
P1A-S010SS-0010	10	10	M4
P1A-S010SS-0025	25	10	M4
P1A-S012SS-0010	10	12	M6
P1A-S012SS-0025	25	12	M6
P1A-S016SS-0010	10	16	M6
P1A-S016SS-0025	25	16	M6
P1A-S020SS-0010	10	20	M8
P1A-S020SS-0025	25	20	M8
P1A-S025SS-0010	10	25	M10x1.25
P1A-S025SS-0025	25	25	M10x1.25

P8S - Electronic Sensors - 10 - 30V AC/DC



43 Parker DirectLink

Part number	Weight kg	Output / Function	Cable / connector
P8S-GPFLX	0.03	PNP type, normally open	3 m PVC-cable without connector

2

PNEUMATICS

P8S - Reed Sensors - 10 - 30V AC/DC



43 Parker DirectLink

Part number	Weight kg	Output / Function	Cable / connector
P8S-GSFLX	0.03	Normally open	3 m PVC-cable without connector



Description:	<ul style="list-style-type: none"> The cylinders are double-acting, with a new design of air cushioning. The light, stiff body extrusion has sensor grooves for simple and protected sensor installation.
Operating pressure:	<ul style="list-style-type: none"> Max 10 bar (145 psi).
Operating temperature:	<ul style="list-style-type: none"> Standard: From -20°C to +80°C. High temperature: From -10°C to +150°C. Low temperature: From -40°C to +40°C.
Advantages:	<ul style="list-style-type: none"> High performance cylinder with corrosion resistant design.
Benefits:	<ul style="list-style-type: none"> Long service life.

P1D - Standard - Double acting



42 Parker DirectLink

Part number	Thread BSPP	Stroke	Bore	Rod end
P1D-S032MS-0025	1/8	25	32	M10x1.25
P1D-S032MS-0050	1/8	50	32	M10x1.25
P1D-S032MS-0080	1/8	80	32	M10x1.25
P1D-S032MS-0100	1/8	100	32	M10x1.25
P1D-S040MS-0025	1/4	25	40	M12x1.25
P1D-S040MS-0050	1/4	50	40	M12x1.25
P1D-S040MS-0080	1/4	80	40	M12x1.25
P1D-S040MS-0100	1/4	100	40	M12x1.25
P1D-S050MS-0025	1/4	25	50	M16x1.5
P1D-S050MS-0050	1/4	50	50	M16x1.5
P1D-S050MS-0080	1/4	80	50	M16x1.5
P1D-S050MS-0100	1/4	100	50	M16x1.5
P1D-S063MS-0025	3/8	25	63	M16x1.5
P1D-S063MS-0050	3/8	50	63	M16x1.5
P1D-S063MS-0080	3/8	80	63	M16x1.5
P1D-S063MS-0100	3/8	100	63	M16x1.5
P1D-S080MS-0025	3/8	25	80	M20x1.5
P1D-S080MS-0050	3/8	50	80	M20x1.5
P1D-S080MS-0080	3/8	80	80	M20x1.5
P1D-S080MS-0100	3/8	100	80	M20x1.5
P1D-S100MS-0025	1/2	25	100	M20x1.5
P1D-S100MS-0050	1/2	50	100	M20x1.5
P1D-S100MS-0080	1/2	80	100	M20x1.5
P1D-S100MS-0100	1/2	100	100	M20x1.5

P1D - Seal kits



42 Parker DirectLink

Part number	Cylinder bore
Cylinder version standard	mm
P1D-S, P1D-T, P1D-C, P1D-F	
P1D-GKRN	32
P1D-GLRN	40
P1D-GMRN	50
P1D-GNRN	63
P1D-GPRN	80
P1D-GQRN	100
P1D-GRRN	125

- Description:**
- The cylinders are double-acting. The cylinder profile has grooves in which, depending on stroke length, one or more magnetic switches can be mounted for sensing the end positions or intermediate positions of the magnetic piston.
- Operating pressure:**
- Max 10 bar (145 psi).
- Operating temperature:**
- Standard: From -20°C to +80°C.
 - High temperature: From -10°C to +150°C.
 - Operation at temperatures below 0°C to be confirmed.

Advantages:

- High performance cylinder for contactless position sensing.

Benefits:

- Long service life.

NZ - Pneumatic Compact ISO Cylinders, Double Acting, Bore 12 - 50 mm



141 Parker Direct Link

Part number	Thread BSPP	Stroke	Bore	Rod end
PA67920-0005	1/8	5	12	M10x1.25
PA67920-0010	1/8	10	12	M10x1.25
PA67920-0015	1/8	15	12	M10x1.25
PA67920-0020	1/8	20	12	M10x1.25
PA67920-0025	1/4	25	12	M12x1.25
PA67920-0030	1/4	30	12	M12x1.25
PA67920-0040	1/4	40	12	M12x1.25
PA67930-0005	-	5	16	-
PA67930-0010	-	10	16	-
PA67930-0015	-	15	16	-
PA67930-0020	-	20	16	-
PA67930-0025	-	25	16	-
PA67930-0030	-	30	16	-
PA67930-0040	-	40	16	-
PA67940-0005	-	5	20	-
PA67940-0010	-	10	20	-
PA67940-0015	-	15	20	-
PA67940-0020	-	20	20	-
PA67940-0025	-	25	20	-
PA67940-0030	-	30	20	-
PA67940-0040	-	40	20	-
PA67940-0050	-	50	20	-
PA67950-0005	-	5	25	-
PA67950-0010	-	10	25	-
PA67950-0015	-	15	25	-
PA67950-0020	-	20	25	-
PA67950-0025	-	25	25	-
PA67950-0030	-	30	25	-
PA67950-0040	-	40	25	-
PA67950-0050	-	50	25	-

Mountings for NZ Compact ISO Cylinder, Bore 12 - 25

Part number	Details	Bore
KL5510	Foot mounting	12-16
KL5511	Foot mounting	20
KL5512	Foot mounting	25
KL5513	Rear trunnion mounting	12-16
KL5514	Rear trunnion mounting	20
KL5515	Rear trunnion mounting	25
KL5516	Flange mounting	12-16
KL5517	Flange mounting	20
KL5518	Flange mounting	25
KL6020	Piston rod clevis	12-16
KY6132	Piston rod clevis	20
KY6145	Piston rod clevis	25
KL1026	Compensating coupling	12-16
KY1126	Compensating coupling	20
KY1127	Compensating coupling	25
KL6022	Piston rod eye	12-16
KY6144	Piston rod eye	20
KY6145	Piston rod eye	25



P1A-RC - Rod clevis - ISO 8140



45 Parker DirectLink

Part number	Rod end	Cylinder bore	
		mm	(Pin dia) mm
P1A-4CRC	M4	10	4
P1A-4DRC	M6	12, 16	6
P1A-4HRC	M8	20	8
P1A-4JRC	M10x1.25	25	10

P1A-RS - Swivel rod eye - ISO 8139



45 Parker DirectLink

Part number	Rod end	Cylinder bore
		mm
P1A-4CRS	M4	10
P1A-4DRS	M6	12, 16
P1A-4HRS	M8	20
P1A-4JRS	M10x1.25	25

P1A-MB - 8 Flange



45 Parker DirectLink

Part number	Cylinder bore
	mm
P1A-4CMB	10
P1A-4DMB	12, 16
P1A-4HMB	20, 25



P1A-MF - MS3 Foot bracket

2



45 Parker DirectLink

Part number	Cylinder bore mm
P1A-4CMF	10
P1A-4DMF	12, 16
P1A-4HMF	20, 25

P1A-MT - Clevis bracket



45 Parker DirectLink

Part number	Cylinder bore mm
P1A-4CMT	10
P1A-4DMT	12, 16
P1A-4HMT	20, 25

P8S - Sensor mounting for P1A Mini ISO cylinders




45 Parker DirectLink

Part number	Details	Weight kg
P8S-TMC01	Sensor mounting for cylinder P1A bore 10 - 25 mm	0.07

PNEUMATICS

P1C-RC - Rod clevis - ISO 8140



45 Order DirectLink

Part number	Rod end	Cylinder bore mm
P1C-4KRC	M10x1.25	32
P1C-4LRC	M12x1.25	40
P1C-4MRC	M16x1.5	50
P1C-4MRC	M16x1.5	63
P1C-4PRC	M20x1.5	80
P1C-4PRC	M20x1.5	100

P1C-RS - Swivel rod eye - ISO 8139



45 Order DirectLink

Part number	Rod end	Cylinder bore mm
P1C-4KRS	M10x1.25	32
P1C-4LRS	M12x1.25	40
P1C-4MRS	M16x1.5	50
P1C-4MRS	M16x1.5	63
P1C-4PRS	M20x1.5	80
P1C-4PRS	M20x1.5	100

P1C-MB - MF1/MF2 Flange



45 Order DirectLink

Part number	Cylinder bore mm
P1C-4KMB	32
P1C-4LMB	40
P1C-4MMB	50
P1C-4NMB	63
P1C-4PMB	80
P1C-4QMB	100

P1C-MF - MS1 Foot Bracket



45 Order DirectLink

Part number	Cylinder bore mm
P1C-4KMF	32
P1C-4LMF	40
P1C-4MMF	50
P1C-4NMF	63
P1C-4PMF	80
P1C-4QMF	100



- Description: • Hydraulic Industrial Shock Absorbers.
 - Adjustability: • Adjustable / non adjustable.
 - Masses: • Small / intermediate / large.
 - Basic Version: • Integral stop collar, 1 mounting nut, soft pad.
 - Accessories: • Universal flange.
- Advantages: • Increase operating speeds / loads, overall system performance and operating reliability.
 - Benefits: • Reduce stress on equipment, production cost and noise level.

Shock Absorbers, non adjustable



157 Parker DirectLink

Part number	Type	Stroke	Thread	Effective Mass me (kg)		Max. Energy Absorption Nm	
				min.	max.	per stroke W ₃	per hour W ₄
7717	SA10N	6.5	M10x1	0.7	2.2	2.8	22500
7718	SA10SN	6.5	M10x1	1.8	5.4	2.8	22500
7721	SA10S2N	6.5	M10x1	4.6	13.6	2.8	22500
7719	SA12N	10	M12x1	0.3	1.1	9.0	28200
7722	SA12SN	10	M12x1	0.9	4.8	9.0	28200
7723	SA12S2N	10	M12x1	2.7	36.2	9.0	28200
7920	SA14	12.5	M14x1.5*	0.9	10	17	34000
7927	SA14S	12.5	M14x1.5*	8.6	86	17	34000
7928	SA14S2	12.5	M14x1.5*	68	205	17	34000
7930	SA20	12.5	M20x1.5	2.3	25	25	45000
7937	SA20S	24.6	M20x1.5	2.3	16	50.8	68000
7938	SA20S2	12.5	M20x1.5	23	230	25	45000
7700	SA20x25	24.6	M20x1.5	9	59	50.8	68000
7701	SA20Sx25	12.5	M20x1.5	182	910	25	45000
7702	SA20S2x25	24.6	M20x1.5	36	227	50.8	68000
7834	SAI25	25.4	M25x1.5	9	136	68	68000
7835	SAI25S	25.4	M25x1.5	113	1130	68	68000
7836	SAI25S2	25.4	M25x1.5	400	2273	68	68000

*Option: M14x1

Shock Absorbers, adjustable

157 Parker DirectLink

Part number	Type	Stroke	Thread	Effective Mass me (kg)		Max. Energy Absorption Nm	
				min.	max.	per stroke W ₃	per hour W ₄
7720	SA1/4x1/2N	12.7	M20x1.5	1.0	190	20	35000
7840	SA3/8x1D	25.4	M25x1.5*	4.5	546	70	68000

*Option: M27x3



Shock Absorber Accessories - Plastic Cover

Part number	Type	To be used with
7914	SP12	SA12
7924	SP14	SA14/S/S2
7934	SP20	SA20/S/S2
7934	SP20	SA1/4x1/2
7954	SP25	SA25/S/S2
7954	SP25	SA3/8x1D
7837	SP125	SA125
	integrated	SA10
	integrated	SA10S

157 Parker DirectLink

Description:	<ul style="list-style-type: none"> Hydraulic Industrial Shock Absorbers.
Adjustability:	<ul style="list-style-type: none"> Adjustable / non adjustable.
Masses:	<ul style="list-style-type: none"> Small / intermediate / large.
Basic Version:	<ul style="list-style-type: none"> Integral stop collar, 1 mounting nut, soft pad.
Accessories:	<ul style="list-style-type: none"> Universal flange.
Advantages:	<ul style="list-style-type: none"> Increase operating speeds / loads, overall system performance and operating reliability.
Benefits:	<ul style="list-style-type: none"> Reduce stress on equipment, production cost and noise level.

Shock Absorber Accessories - Mounting Nut

Part number	Type	To be used with
7909	LN10	SA10
7909	LN10	SA10S
7919	LN12	SA12
7929	LN14	SA14/S/S2
7939	LN20	SA20/S/S2
7939	LN20	SA1/4x1/2
7959	LN25	SA125/S/S2
7959	LN25	SA3/8x1D

157 Parker DirectLink

ULTIMATE PRECISION FOR A LONG LONG TIME



Parker Origa

Working outside in harsh conditions with a high level of accuracy, long service life and very low leakage... if this meets your needs, look no further!

Parker Origa pneumatic cylinders can run over 8,000 kms without maintenance, reducing your operating costs and improving the reliability of your equipment.

For more information or to locate your nearest ParkerStore, visit www.parkerstore.com.

 Apex Fluid Power Ltd.

Phone: 01228 511157

www.apexfluid.co.uk



- Description: • 2-way ball valves.
- Material: • Nickel-plated brass.
- Operating pressure: • Up to 30 bar (435 psi) depending on series.
- Operating temperature: • From -20°C to +120°C.
- Applications: • Designed for pneumatic systems and other low pressure applications.

- Advantages: • Reduced pressure drop.
- Benefits: • Cost saving.
• Operator safety.

BVG4 - BSPP female valve with lever handle



64 Parker Direct Link

Part number	Thread BSPP
BVG4-1/4L	1/4
BVG4-3/8L	3/8
BVG4-1/2L	1/2
BVG4-3/4L	3/4
BVG4-1L	1
BVG4-1.1/4L	1 1/4
BVG4-1.1/2L	1 1/2
BVG4-2L	2

MBVG4 - BSPP female valve



64 Parker Direct Link

Part number	Thread BSPP
MBVG4-1/4	1/4
MBVG4-3/8	3/8
MBVG4-1/2	1/2

BVG4P - BSPP female valve lockable lever



64 Parker Direct Link

Part number	Thread BSPP
BVG4P-1/4LOCK	1/4
BVG4P-3/8LOCK	3/8
BVG4P-1/2LOCK	1/2
BVG4P-3/4LOCK	3/4
BVG4P-1LOCK	1

- Construction:
 - Brass body, nickel-plated brass ball, brass stem, brass threaded insert, perbunan O-Ring stem seal, rilsan graphite ball seals, handle.
- Recommended fluids:
 - A large choice is possible.
- Operating pressure:
 - From 20 to 40 bar, depending on the model.
- Operating temperature:
 - From -20°C to +80°C.
- Applications:
 - Our industrial ball valves can be used in many applications: industrial, industrial automation, fluid and process control.
- Advantages:
 - Wide range (different types of technology and materials, various shapes and functions), compensating O-Rings, specific ball seal configuration.
- Benefits:
 - Many choices, optimum sealing, excellent resistance to scaling, smooth operation due to low friction coefficient of chemically nickel-plated brass, excellent resistance to pressure and temperature constraints.

4902 - Fluoropolymer Series - Double Female



64 Parker PowerLink

Part number	Outside Diameter mm	Thread BSPP
4902 10 13	10	G1/4
4902 10 17	10	G3/8
4902 15 21	15	G1/2
4902 20 27	20	G3/4

0492 - Light Series Ball Valve - Double Female



64 Parker PowerLink

Part number	Outside Diameter mm	Thread BSPP
0492 04 13	4	G1/4
0492 04 13 64*	4	G1/4
0492 07 17	7	G3/8
0492 10 21	10	G1/2

* Zamac short handle

0402 - Standard In-Line Ball Valve - Double Female



64 Parker
Direct Link

Part number	Outside Diameter mm	Thread BSPP
0402 07 13	7	G1/4
0402 10 17	10	G3/8
0402 13 21	13	G1/2

0439 - Lockable Ball Valve - Double Female



64 Parker
Direct Link

Part number	Outside Diameter mm	Thread BSPP
0439 07 13	7	G1/4
0439 10 17	10	G3/8
0439 13 21	13	G1/2

VB - Non Return Valve - Female

2



156 Parker DirectLink

Part number	Type	Thread BSPF
VB12-Q-NQ-5	Aluminium	1/8
VB22-Q-NQ-5	Aluminium	1/4
VB42-Q-NQ-5	Aluminium	1/2

PNEUMATICS

PWA-L - Non Return Valve - Push-in



156 Parker DirectLink

Part number	Type	Outside Diameter mm
PWA-L1444	Plastic series	4
PWA-L1466	Plastic series	6
PWA-L1488	Plastic series	8



P6M-PA - Exhaust silencer - Plastic series



156 Parker DirectLink

Part number	Type	Thread
P6M-PAC5	Plastic series	M5
P6M-PAB1	Plastic series	1/8
P6M-PAB2	Plastic series	1/4
P6M-PAB3	Plastic series	3/8
P6M-PAB4	Plastic series	1/2
P6M-PAB6	Plastic series	3/4
P6M-PAB8	Plastic series	1

Exhaust restrictor - Silencer



156 Parker DirectLink

Part number	Type	Thread
43006	Sintered Metal	1/8
T53006	Sintered Metal	1/4
T63006A	Sintered Metal	3/8
B73006	Sintered Metal	1/2

Sleeve type hand adjusted

Exhaust silencer - Sintered bronze



156 Parker DirectLink

Part number	Type	Thread
9721900005	Sintered bronze	M5
9090050700	Sintered bronze	1/8
P6M-BAA2	Sintered bronze	1/4
9090050900	Sintered bronze	3/8
9090051000	Sintered bronze	1/2

Exhaust silencer - Push-in series



156 Parker DirectLink

Part number	Type
PXC-X14	Silencer
PZC-S1006	Silencer
PZC-S1008	Silencer

Shuttle valve



Part number	Thread
M33005	M5
B43005B	1/8
B53005A	1/4

156 Parker DirectLink

P4Q - Quick-exhaust valve



Part number	Thread
P4Q-BA12	1/4
P4Q-BA13	3/8
P4Q-CA14	1/2
P4Q-CA16	3/4

156 Parker DirectLink

VQB - Flow Control valve with bypass



Part number	Thread
VQB12-Q-Q-5	1/8
VQB22-Q-Q-5	1/4
VQB42-Q-Q-5	1/2

156 Parker DirectLink

2

PNEUMATICS

Construction:	<ul style="list-style-type: none"> Anodised aluminium body, aluminium spool with nitrile over-moulded rubber coating.
Recommended fluids:	<ul style="list-style-type: none"> Compressed air, dry air and inert gases.
Operating pressure:	<ul style="list-style-type: none"> Max. P2LAX = 16 bar, P2LBX = 16 bar, P2LCX = 12 bar, P2LDX = 12 bar.
Operating temperature:	<ul style="list-style-type: none"> Standard -10°C to +50°C. Low temperature version -40°C to +60°C. Mobile version -40°C to +60°C.
Port size:	<ul style="list-style-type: none"> P2LAX = G1/8, P2LBX = G1/4, P2LCX = G3/8, P2LDX = G1/2.
Applications:	<ul style="list-style-type: none"> Pneumatic systems and general industrial applications including mobile.
Advantages:	<ul style="list-style-type: none"> Viking Xtreme® valves provide increased flow capacity over many competitors' products. Over-moulded spool technology gives good performance at high flows with high pressure drops. Valves have passed rigorous salt spray tests and vibration testing for mobile applications. Solenoids to suit wide range of industrial and mobile applications having 15 mm and 22 mm solenoid options. Spool design prevents cross over flow between ports during changeover.
Benefits:	<ul style="list-style-type: none"> Machine speeds can be increased. Valve sizes can be reduced. Stable performance under extreme operating conditions. Reliable performance even in extreme conditions. Can be specified for wide range of applications in industrial or mobile applications. No chance of valve stalling on high flow/pressure drop applications due to pilot air starvation.

Pneumatically actuated 5/2 and 5/3 valves Temperature -40°C to +60°C



132 Parker DirectLink

Part number	Thread	Max. Operating Pressure	Actuator	Return
	BSPP	bar		
P2LAX511PP	1/8	16	Air-pilot	Air-pilot
P2LBX512PP	1/4	16	Air-pilot	Air-pilot
P2LCX513PP	3/8	12	Air-pilot	Air-pilot
P2LDX514PP	1/2	12	Air-pilot	Air-pilot
P2LAX511PS	1/8	16	Air-pilot	Spring
P2LBX512PS	1/4	16	Air-pilot	Spring
P2LCX513PS	3/8	12	Air-pilot	Spring
P2LDX514PS	1/2	12	Air-pilot	Spring
P2LAX611PP	1/8	16	-	-
P2LBX612PP	1/4	16	Air-pilot	Air-pilot
P2LCX613PP	3/8	12	Closed centre	Self centring
P2LDX614PP	1/2	12	-	-
P2LAX811PP	1/8	16	-	-
P2LBX812PP	1/4	16	Air-pilot	Air-pilot
P2LCX813PP	3/8	12	Vented centre	Self centring
P2LDX814PP	1/2	12	-	-
P2LAX711PP	1/8	16	-	-
P2LBX712PP	1/4	16	Air-pilot	Air-pilot
P2LCX713PP	3/8	12	Pressure centre	Self centring
P2LDX714PP	1/2	12	-	-

**Electrically actuated 5/2 and 5/3 valves - 15mm Solenoid
Temperature range -10°C to +50°C - Max. Operating pressure 10 bar**

2



132 Partner DirectLink

PNEUMATICS

Part number	Thread BSP	Actuator	Return
Order code 15mm Solenoid 24V DC			
P2LAX511EENXB549	1/8	Solenoid	Solenoid
P2LBX512EENXB549	1/4	Solenoid	Solenoid
P2LCX513EENXB549	3/8	Solenoid	Solenoid
P2LDX514EENXB549	1/2	Solenoid	Solenoid
P2LAX511ESNXB549	1/8	Solenoid	Spring
P2LBX512ESNXB549	1/4	Solenoid	Spring
P2LCX513ESNXB549	3/8	Solenoid	Spring
P2LDX514ESNXB549	1/2	Solenoid	Spring
P2LAX611EENXB549	1/8	-	-
P2LBX612EENXB549	1/4	Air-pilot	Air-pilot
P2LCX613EENXB549	3/8	Closed centre	Self centring
P2LDX614EENXB549	1/2	-	-
P2LAX811EENXB549	1/8	-	-
P2LBX812EENXB549	1/4	Air-pilot	Air-pilot
P2LCX813EENXB549	3/8	Vented centre	Self centring
P2LDX814EENXB549	1/2	-	-
P2LAX711EENXB549	1/8	-	-
P2LBX712EENXB549	1/4	Air-pilot	Air-pilot
P2LCX713EENXB549	3/8	Pressure center	Self centring
P2LDX714EENXB549	1/2	-	-
Order code Internal supply, without solenoid			
P2LAX511EENXXX	1/8	Solenoid	Solenoid
P2LBX512EENXXX	1/4	Solenoid	Solenoid
P2LCX513EENXXX	3/8	Solenoid	Solenoid
P2LDX514EENXXX	1/2	Solenoid	Solenoid
P2LAX511ESNXXX	1/8	Solenoid	Spring
P2LBX512ESNXXX	1/4	Solenoid	Spring
P2LCX513ESNXXX	3/8	Solenoid	Spring
P2LDX514ESNXXX	1/2	Solenoid	Spring
P2LAX611EENXXX	1/8	-	-
P2LBX612EENXXX	1/4	Air-pilot	Air-pilot
P2LCX613EENXXX	3/8	Closed centre	Self centring
P2LDX614EENXXX	1/2	-	-
P2LAX811EENXXX	1/8	-	-
P2LBX812EENXXX	1/4	Air-pilot	Air-pilot
P2LCX813EENXXX	3/8	Vented centre	Self centring
P2LDX814EENXXX	1/2	-	-
P2LAX711EENXXX	1/8	-	-
P2LBX712EENXXX	1/4	Air-pilot	Air-pilot
P2LCX713EENXXX	3/8	Pressure center	Self centring
P2LDX714EENXXX	1/2	-	-



Electrically actuated 5/2 and 5/3 valves - 22mm Solenoid
Temperature range -10°C to +50°C - Max. Operating pressure 10 bar



132 Parker DirectLok

Part number	Thread BSPF	Actuator	Return
Solenoid 24V DC			
P2LAX511EENDB49	1/8	Solenoid	Solenoid
P2L BX512EENDB49	1/4	Solenoid	Solenoid
P2LCX513EENDB49	3/8	Solenoid	Solenoid
P2LDX514EENDB49	1/2	Solenoid	Solenoid
P2LAX511ESNDB49	1/8	Solenoid	Spring
P2L BX512ESNDB49	1/4	Solenoid	Spring
P2LCX513ESNDB49	3/8	Solenoid	Spring
P2LDX514ESNDB49	1/2	Solenoid	Spring
P2LAX611EENDB49	1/8	-	-
P2L BX612EENDB49	1/4	Air-pilot	Air-pilot
P2LCX613EENDB49	3/8	Closed centre	Self centring
P2LDX614EENDB49	1/2	-	-
P2LAX811EENDB49	1/8	-	-
P2L BX812EENDB49	1/4	Air-pilot	Air-pilot
P2LCX813EENDB49	3/8	Vented centre	Self centring
P2LDX814EENDB49	1/2	-	-
P2LAX711EENDB49	1/8	-	-
P2L BX712EENDB49	1/4	Air-pilot	Air-pilot
P2LCX713EENDB49	3/8	Pressure centre	Self centring
P2LDX714EENDB49	1/2	-	-
Order code Internal supply, without solenoid			
P2LAX511EENDDN	1/8	Solenoid	Solenoid
P2L BX512EENDDN	1/4	Solenoid	Solenoid
P2LCX513EENDDN	3/8	Solenoid	Solenoid
P2LDX514EENDDN	1/2	Solenoid	Solenoid
P2LAX511ESNDDN	1/8	Solenoid	Spring
P2L BX512ESNDDN	1/4	Solenoid	Spring
P2LCX513ESNDDN	3/8	Solenoid	Spring
P2LDX514ESNDDN	1/2	Solenoid	Spring
P2LAX611EENDDN	1/8	-	-
P2L BX612EENDDN	1/4	Air-pilot	Air-pilot
P2LCX613EENDDN	3/8	Closed centre	Self centring
P2LDX614EENDDN	1/2	-	-
P2LAX811EENDDN	1/8	-	-
P2L BX812EENDDN	1/4	Air-pilot	Air-pilot
P2LCX813EENDDN	3/8	Vented centre	Self centring
P2LDX814EENDDN	1/2	-	-
P2LAX711EENDDN	1/8	-	-
P2L BX712EENDDN	1/4	Air-pilot	Air-pilot
P2LCX713EENDDN	3/8	Pressure centre	Self centring
P2LDX714EENDDN	1/2	-	-



Electrically actuated 5/2 valves - Xtreme Duty
Temperature range -40°C to + 60°C - Max. Operating pressure 16 bar

2



132 Partner DirectLink

PNEUMATICS

Part number	Thread BSP	Actuator	Return
Order code 22mm Solenoid 24V DC			
P2LAX511EEHDB49	1/8	Solenoid	Solenoid
P2LBX512EEHDB49	1/4	Solenoid	Solenoid
P2LCX513EEHDB49	3/8	Solenoid	Solenoid
P2LDX514EEHDB49	1/2	Solenoid	Solenoid
P2LAX511ESHDB49	1/8	Solenoid	Spring
P2LBX512ESHDB49	1/4	Solenoid	Spring
P2LCX513ESHDB49	3/8	Solenoid	Spring
P2LDX514ESHDB49	1/2	Solenoid	Spring
Order code Internal supply, without solenoid			
P2LAX511EEHDDN	1/8	Solenoid	Solenoid
P2LBX512EEHDDN	1/4	Solenoid	Solenoid
P2LCX513EEHDDN	3/8	Solenoid	Solenoid
P2LDX514EEHDDN	1/2	Solenoid	Solenoid
P2LAX511ESHDDN	1/8	Solenoid	Spring
P2LBX512ESHDDN	1/4	Solenoid	Spring
P2LCX513ESHDDN	3/8	Solenoid	Spring
P2LDX514ESHDDN	1/2	Solenoid	Spring

Lever operated 5/2 and 5/3 valves
Temperature range -40°C to + 60°C - Max. Operating pressure 16 bar



132 Parker DirectLink

Part number	Type	Thread BSPF	Actuator	Return
P2LAX511VV	5/2	1/8	Lever	Lever
P2LBX512VS	5/2	1/4	Lever	Lever
P2LCX513VS	5/2	3/8	Lever	Lever
P2LDX514VS	5/2	1/2	Lever	Lever
P2LAX511VS	5/2	1/8	Lever	Spring
P2LBX512VS	5/2	1/4	Lever	Spring
P2LCX513VS	5/2	3/8	Lever	Spring
P2LDX514VS	5/2	1/2	Lever	Spring
P2LAX61122	5/3	1/8	Lever	Closed centre position
P2LBX61222	5/3	1/4	Lever	Closed centre position
P2LCX61322	5/3	3/8	Lever	Closed centre position
P2LDX61422	5/3	1/2	Lever	Closed centre position
P2LAX81122	5/3	1/8	Lever	Vented centre position
P2LBX81222	5/3	1/4	Lever	Vented centre position
P2LCX81322	5/3	3/8	Lever	Vented centre position
P2LDX81422	5/3	1/2	Lever	Vented centre position
P2LAX71122	5/3	1/8	Lever	Pressurised centre position
P2LBX71222	5/3	1/4	Lever	Pressurised centre position
P2LCX71322	5/3	3/8	Lever	Pressurised centre position
P2LDX71422	5/3	1/2	Lever	Pressurised centre position
P2LAX61111	5/3	1/8	Lever self centring	Closed centre position
P2LBX61211	5/3	1/4	Lever self centring	Closed centre position
P2LCX61311	5/3	3/8	Lever self centring	Closed centre position
P2LDX61411	5/3	1/2	Lever self centring	Closed centre position
P2LAX81111	5/3	1/8	Lever self centring	Vented centre position
P2LBX81211	5/3	1/4	Lever self centring	Vented centre position
P2LCX81311	5/3	3/8	Lever self centring	Vented centre position
P2LDX81411	5/3	1/2	Lever self centring	Vented centre position
P2LAX71111	5/3	1/8	Lever self centring	Pressurised centre position
P2LBX71211	5/3	1/4	Lever self centring	Pressurised centre position
P2LCX71311	5/3	3/8	Lever self centring	Pressurised centre position
P2LDX71411	5/3	1/2	Lever self centring	Pressurised centre position

2 PNEUMATICS

Solenoid connectors / cable plugs

Part number	Form C (15 mm)	Type
3EV10V10	P8C-D	Standard IP65 without flying lead

132 Parker DirectLink

Solenoid coils for 22 mm Solenoid operators

2



132 Parker DirectLink

Part number	Form B (22 mm)	Voltage
P2FCA447	P2FCB447	12V DC Mobile
P2FCA448	P2FCB448	24V DC Mobile
	P2FCB442	24V 50/60Hz
	P2FCB445	12V DC
	P2FCB449	24V DC
	P2FCB451	48V DC
	P2FCB453	110V/50Hz, 120V/60Hz
	P2FCB457	230V/50Hz, 230V/60Hz

Note : Mobile solenoids have wide band voltage tolerance Form A = +/- 30% and Form B = -10% to +30%. These coils should only be used with Xtreme duty range having 'H' in part number

Solenoid coils for 15 mm Solenoid operators



132 Parker DirectLink

Part number		Voltage	
	without manual override	with non-locking override	
P2E-KV32B0		P2E-KV32B1	12 VDC
P2E-KV32C0		P2E-KV32C1	24 VDC
P2E-KV32D0		P2E-KV32D1	48 VDC
P2E-KV31C0		P2E-KV31C1	24 VAC 50Hz
P2E-KV34D0		P2E-KV34D1	48 VAC 50/60Hz
P2E-KV31F0		P2E-KV31F1	115 VAC 50Hz/120V AC 50Hz
P2E-KV31J0		P2E-KV31J1	230 VAC 50Hz/240 V AC 60Hz

Note : Mounting screws included in basic valve

PNEUMATICS



- Operating pressure: • Max. 7 bar (101 psi).
- Operating temperature: • From -20°C to +100°C.
- Advantages: • Ergonomically designed.
- Benefits: • Comfortable to use.

600 Series - Blow guns



64 Parker Direct Link

Part number	Type	Thread BSP
600	Standard safety	1/4
601	Air Shield	1/4

600 Series - Blow gun accessories



64 Parker PowerLine

Part number	Type
607	Aluminium nozzle with 1 mm orifice*
8972-8	Domed nozzle*
401C	Aspirator safety nozzle*
8726A	Flexible nozzle*

*Note: when used with pressure above 2 bar, adequate safety precautions must be taken.

- Description:**
- Blow gun with short nozzle is ideal for blowing out blind holes and workpieces.
 - Blow gun with extension pipe is ideal for blowing out deep holes and inaccessible locations.
- Material:**
- Aluminium or resistant plastic.
- Operating temperature:**
- From -20°C to +50°C.

- Advantages:**
- Ergonomic smooth design, light weight, highly resistant thermoplastic material.
- Benefits:**
- Long nozzle to access not easily accessible areas for cleaning out.

2

Blow gun - Thermoplastics



64 Parker
Direct Link

Part number	Connection	Thread BSPP	Operating Pressure	
			bar	psi
AK13S_99	female	1/4	12	170
AK26SFS_99	nipple 26 series		12	170

Blow gun - Aluminium



64 Parker
Direct Link

Part number	Connection	Thread BSPP	Operating Pressure	
			bar	psi
AA13	female	1/4	10	140
AA26SF	nipple 26 series		10	140

PNEUMATICS



Description:	<ul style="list-style-type: none"> • Size: 1/4» BSPP for the inlet port.
Construction:	<ul style="list-style-type: none"> • Polyamide 6.6, 30% glass fibre body and trigger, nitrile seal, nickel-plated brass nozzle or aluminium nozzle (depending on the version), nickel-plated brass pin.
Recommended fluids:	<ul style="list-style-type: none"> • Compressed air. Please consult us for other fluids.
Operating pressure:	<ul style="list-style-type: none"> • Up to 10 bar.
Operating temperature:	<ul style="list-style-type: none"> • From -15°C to +50°C.
Applications:	<ul style="list-style-type: none"> • Industrial, Industrial Automation, Transportation.
Advantages:	<ul style="list-style-type: none"> • Progressive and directional air jet up to 10 bar, numerous hanging points for quick and easy removal, compliant with OSHA directives.
Benefits:	<ul style="list-style-type: none"> • Quality and performance, handling and comfort. The blowgun kit facilitates the use of the blowgun, guarantees safety regarding assembly of components and makes item code management easier.

0659 - Standard Blow gun with angled nozzle - BSPP Threads



64 Parker Direct Link

Part number	Tube Outside Diameter mm	Thread BSPP	Safety
0659 00 13	3.5	G1/4	Yes

0631 - Kit : Blow gun with angled nozzle - BSPP Threads



64 Parker Direct Link

Part number	Tube Outside Diameter mm	Thread BSPP	Safety
0631 00 01	3.5	G1/4	Yes
0631 00 08		G1/5	*depending on nozzle
0631 00 03		G1/6	No
0631 00 05		G1/7	Yes
0631 00 07		G1/8	*depending on nozzle
0631 00 09	3.5	G1/9	Yes



- Description:**
- This extremely durable hose is ideal for use in tough work areas or highly mobile applications.
 - Light weight, wide temperature range, high resistance to moisture, insensitive to salt water, long service.
- Material:**
- Polyurethane.
- Operating temperature:**
- From -20°C to +70°C.
- Applications:**
- Compressed air, lubrication grease/oil, gasoline or hydraulics.
- Advantages:**
- Based on highly resistant polyether material.
 - Both ends equipped with swivel fitting G1/4".
- Benefits:**
- Kinking damage reduced to minimum.
 - Swivel fittings at both ends.

Tubing Sets - Polyurethane



156 Parker DirectLink

Part number	Connection inch	Inside x Outside	Coil outside diameter	Max. Operating length m
Polyurethane coiled hose with straight extensions 508 mm and 127 mm				
PU10/060/DV	1/4	6.3 x 9.5	60	6.0
PU12/075/DV	3/8	8.0 x 12.0	80	7.5

- Description:**
- Nylon tubing for safer, more efficient air power transmission.
 - Light weight, wide temperature range, high resistance to moisture, insensitive to salt water, high elasticity.
- Material:**
- Nylon 12.
- Operating temperature:**
- From -20°C to +70°C.
- Applications:**
- Compressed air, lubrication grease/oil, gasoline or hydraulics.

- Advantages:**
- Resistant PA tubing for all kind of kinds of application in air and liquid.
- Benefits:**
- Most used air tubing in the market.

Tubing Sets - Nylon 12



156 Parker DirectLink

Part number	Connection series	Inside x Outside	Coil outside diameter	Max. Operating length m	Approx. Coils
Hose completely assembled with coupling and plug series 26 with spring guards					
SP08/050/K+S	26	6.3 x 7.9	75	5	30
SP12/075/K+S	26	9.5 x 11.8	140	7.5	23

Construction:	<ul style="list-style-type: none"> • Tube: synthetic rubber. • Reinforcement: high tensile textile layer. • Cover: high performance synthetic rubber in different colours.
Recommended fluids:	<ul style="list-style-type: none"> • Air, dry air, water, water-oil emulsions and water-glycol emulsions.
Operating temperature:	<ul style="list-style-type: none"> • From -40°C up to +100°C. (Air max. +70°C, Water max. +85°C).
Burst pressure:	<ul style="list-style-type: none"> • Operating pressure × 4.
Fitting series:	<ul style="list-style-type: none"> • 82.
Applications:	<ul style="list-style-type: none"> • All markets e. g. low pressure shopfloor air systems, pneumatic systems and general industrial and maintenance applications. • Paper and Pulp: for water / air applications. • Not permitted for use in air brake systems. Not suitable for high dynamic pulsation systems. • Not recommended for motor fuels (petrol, diesel etc.). • Not recommended for mineral based hydraulic and lubricating oils.
Advantages:	<ul style="list-style-type: none"> • Very flexible, wide range of colours, available up to size -16.
Benefits:	<ul style="list-style-type: none"> • Low-price product for applications within smooth environmental conditions.

801 - Push-Lok® hose for a variety of applications



61 Parker Direct Link

Part number	Hose Inside Diameter				Outside Diameter mm	Operating Pressure		Bend radius mm	Vacuum kPa
	DN	inch	Size	mm		psi	Mpa		
801-4-XXX-RL	6	1/4	-04	6.3	12.7	350	2.4	65	95
801-6-XXX-RL	10	3/8	-06	9.5	15.9	350	2.4	75	95
801-8-XXX-RL	12	1/2	-08	12.7	19.8	300	2.1	125	95
801-10-XXX-RL	16	5/8	-10	15.9	23.0	300	2.1	150	51
801-12-XXX-RL	20	3/4	-12	19.1	26.2	300	2.1	180	51
801-16-XXX-RL	25	1	-16	25.4	32.5	200	1.4	250	51

Note: when ordering, specify Push-Lok® hose part number, followed by size, followed by colour.
 Example with 801-4-XXX-RL XXX => BLK = black, BLU = blue, RED = red, GRN = green.
 Example: 801-4-GRN-RL (green), RL = only available on reels, 801-16-RL is only available in grey or black.

Construction:	<ul style="list-style-type: none"> • Tube: nitrile (NBR). • Reinforcement: High tensile textile layer. • Cover: High performance synthetic rubber in different colours.
Recommended fluids:	<ul style="list-style-type: none"> • Mineral based hydraulic and lubricating oils, coolant, antifreeze, air, water and water-oil emulsions.
Operating temperature:	<ul style="list-style-type: none"> • From -40°C up to +100°C. (Air max. +70°C, Water max. +85°C).
Burst pressure:	<ul style="list-style-type: none"> • Operating pressure × 4.
Fitting series:	<ul style="list-style-type: none"> • 82.
Applications:	<ul style="list-style-type: none"> • For a wide range of fluids.
Advantages:	<ul style="list-style-type: none"> • Max. Operating pressure up to 2.4 MPa, high temperature level for petroleum based fluids, nitrile (NBR) inner tube - extended fluid compatibility.
Benefits:	<ul style="list-style-type: none"> • Ideal for petroleum based fluids.

831 - Push-Lok® hose



61 Parker Direct Link

Part number	Hose Inside Diameter				Outside Diameter mm	Operating Pressure		Bend radius mm	Vacuum kPa
	DN	inch	Size	mm		psi	Mpa		
831-4-XXX-RL	6	1/4	-04	6.3	12.7	350	2.4	65	9.7
831-6-XXX-RL	10	3/8	-06	9.5	15.9	300	2.0	75	8.3
831-8-XXX-RL	12	1/2	-08	12.7	19.8	300	2.0	130	8.3
831-10-XXX-RL	16	5/8	-10	15.9	23.0	300	2.0	150	8.3
831-12-XXX-RL	20	3/4	-12	19.1	26.2	300	2.0	180	8.3

The vacuum values listed in the table are vacuum pressure values in kPa.
For an absolute value subtract the table value from 101 kPa.
Note: when ordering, specify Push-Lok® hose part number, followed by size, followed by colour.
Example with 831-4-XXX-RL XXX => BLK = black, BLU = blue, RED = red, GRN = green.
Example: 831-4-GRN-RL (green), RL = only available on reels.



- Construction:**
- Tube: synthetic PKR rubber.
 - Reinforcement: high tensile textile layer.
 - Cover: blue synthetic PKR rubber.
- Recommended fluids:**
- Mineral based hydraulic and lubricating oils, coolant, antifreeze, air, water and water-oil-emulsions.
- Operating temperature:**
- From -48°C up to +150°C. (Air max. +100°C, Water max. +85°C).
- Fitting series:**
- 82.
- Applications:**
- Special high temperature applications.

- Advantages:**
- Max. oil temperature up to +150°C, blue hose cover.
- Benefits:**
- Ideal for applications with high oil temperatures.

836 - Push-Lok® hose



61 Parker Direct Link

Part number	Hose Inside Diameter				Outside Diameter mm	Operating Pressure		Bend radius mm	Vacuum kPa
	DN	inch	Size	mm		psi	Mpa		
836-4-RL	6	1/4	-04	6.3	12.7	250	1.7	65	6.8
836-6-RL	10	3/8	-06	9.5	15.7	250	1.7	75	6.8
836-8-RL	12	1/2	-08	12.7	19.8	250	1.7	130	6.8
836-10-RL	16	5/8	-10	15.9	23.1	250	1.7	150	6.8
836-12-RL	20	3/4	-12	19.1	26.2	250	1.7	180	6.8

The vacuum values listed in the table are vacuum pressure values in kPa.
For an absolute value subtract the table value from 101 kPa.
RL = only available on reels

- Material: • Cr (VI)-free, Brass (B) and Stainless Steel (C).
For hose type: • 801, 831, 836.

C3 - Female metric - light series - swivel - straight (ball nose)

2



61
Parker
Direct Link

Part number	Hose Inside Diameter				Thread Metric
	DN	inch	Size	mm	
3C382-6-4	6	1/4	-04	6.3	M12x1.5
3C382-6-4BK	6	1/4	-04	6.3	M12x1.5
3C382-8-4	6	1/4	-04	6.3	M14x1.5
3C382-8-4BK	6	1/4	-04	6.3	M14x1.5
3C382-10-4	6	1/4	-04	6.3	M16x1.5
3C382-10-6	10	3/8	-06	9.5	M16x1.5
3C382-10-6B	10	3/8	-06	9.5	M16x1.5
3C382-12-6	10	3/8	-06	9.5	M18x1.5
3C382-15-8	12	1/2	-08	12.7	M22x1.5
3C382-15-8B	12	1/2	-08	12.7	M22x1.5
3C382-15-10	16	5/8	-10	15.9	M22x1.5
3C382-18-10	16	5/8	-10	15.9	M26x1.5
3C382-18-10BK	16	5/8	-10	15.9	M26x1.5
3C382-22-12	20	3/4	-12	19.1	M30x2
3C382-22-12B	20	3/4	-12	19.1	M30x2
3C382-28-16BK	25	1	-16	25.4	M36x2

C4 - Female metric - light series - swivel - 45° elbow (ball nose)



61
Parker
Direct Link

Part number	Hose Inside Diameter				Thread Metric
	DN	inch	Size	mm	
3C482-6-4	6	1/4	-04	6.3	M12x1.5
3C482-8-4	6	1/4	-04	6.3	M14x1.5
3C482-10-6	10	3/8	-06	9.5	M16x1.5
3C482-12-6	10	3/8	-06	9.5	M18x1.5
3C482-15-8	12	1/2	-08	12.7	M22x1.5
3C482-15-8B	12	1/2	-08	12.7	M22x1.5
3C482-18-10	16	5/8	-10	15.9	M26x1.5
3C482-22-12	20	3/4	-12	19.1	M30x2

PNEUMATICS

C5 - Female metric - light series - swivel - 90° elbow (ball nose)



61 Parker Direct Link

Part number	Hose Inside Diameter			Thread Metric	
	DN	inch	Size		
3C582-6-4	6	1/4	-04	6.3	M12x1.5
3C582-8-4	6	1/4	-04	6.3	M14x1.5
3C582-8-4B	6	1/4	-04	6.3	M14x1.5
3C582-10-6	10	3/8	-06	9.5	M16x1.5
3C582-12-6	10	3/8	-06	9.5	M18x1.5
3C582-12-6B	10	3/8	-06	9.5	M18x1.5
3C582-15-8	12	1/2	-08	12.7	M22x1.5
3C582-15-8B	12	1/2	-08	12.7	M22x1.5
3C582-18-10	16	5/8	-10	15.9	M26x1.5
3C582-18-10B	16	5/8	-10	15.9	M26x1.5
3C582-22-12	20	3/4	-12	19.1	M30x2
3C582-22-12B	20	3/4	-12	19.1	M30x2

D0 - Male metric 24° - light series - straight



61 Parker Direct Link

Part number	Hose Inside Diameter			Thread Metric	
	DN	inch	Size		
3D082-6-4	6	1/4	-04	6.3	M12x1.5
3D082-10-6B	10	3/8	-06	9.5	M16x1.5
3D082-12-6	10	3/8	-06	9.5	M18x1.5
3D082-15-8	12	1/2	-08	12.7	M22x1.5
3D082-15-8B	12	1/2	-08	12.7	M22x1.5
3D082-18-10	16	5/8	-10	15.9	M26x1.5

92 - Female BSP parallel pipe - swivel - straight (60° cone)



61 Parker Direct Link

Part number	Hose Inside Diameter			Thread BSPP	
	DN	inch	Size		
39282-4-4	6	1/4	-04	6.3	1/4x19
39282-6-6	10	3/8	-06	9.5	3/8x19
39282-8-8	12	1/2	-08	12.7	1/2x14
39282-8-8B	12	1/2	-08	12.7	1/2x14
39282-10-10	16	5/8	-10	15.9	5/8x14
39282-12-12	20	3/4	-12	19.1	3/4x14
39282-12-12B	20	3/4	-12	19.1	3/4x14

B2 - Female BSP parallel pipe - swivel - 90° elbow (60° cone)



61 Parker Direct Link

Part number	Hose Inside Diameter			Thread BSPP	
	DN	inch	mm		
3B282-4-4	6	1/4	-04	6.3	1/4x19
3B282-6-6	10	3/8	-06	9.5	3/8x19
3B282-8-8	12	1/2	-08	12.7	1/2x14
3B282-8-8B	12	1/2	-08	12.7	1/2x14
3B282-12-12B	20	3/4	-12	19.1	3/4x14

D9 - Male BSP parallel pipe - straight (60° cone)



61 Parker Direct Link

Part number	Hose Inside Diameter			Thread BSPP	
	DN	inch	mm		
3D982-4-4	6	1/4	-04	6.3	1/4x19
3D982-4-4B	6	1/4	-04	6.3	1/4x19
3D982-6-6	10	3/8	-06	9.5	3/8x19
3D982-6-6B	10	3/8	-06	9.5	3/8x19
3D982-8-8	12	1/2	-08	12.7	1/2x14
3D982-8-8B	12	1/2	-08	12.7	1/2x14
3D982-12-12	20	3/4	-12	19.1	3/4x14
3D982-12-12B	20	3/4	-12	19.1	3/4x14

2

PNEUMATICS



06/68 - Female - JIC 37° / SAE 45° - dual flare - straight



61 Parker Direct Link

Part number	Hose Inside Diameter			Thread UNF	
	DN	inch	Size		
30682-4-4-SM	6	1/4	-04	6.3	7/16x20
30682-4-4B	6	1/4	-04	6.3	7/16x20
30682-5-4B	6	1/4	-04	6.3	1/2x20
30682-6-6-SM	10	3/8	-06	9.5	9/16x18
30682-6-6B-SM	10	3/8	-06	9.5	9/16x18
30682-10-8B	12	1/2	-08	12.7	7/8x14
30682-10-10-SM	16	5/8	-10	15.9	7/8x14
30682-12-12-SM	20	3/4	-12	19.1	1-1/16x12

2

PNEUMATICS

49 - Banjo union DIN 7642



61 Parker Direct Link

Part number	Hose Inside Diameter			Banjo Inside Diameter	
	DN	inch	Size		
34982-8-4	6	1/4	-04	6.3	36
34982-10-4	6	1/4	-04	6.3	38
34982-12-4	6	1/4	-04	6.3	40
34982-14-4	6	1/4	-04	6.3	42
34982-10-6	10	3/8	-06	9.5	42
34982-12-6	10	3/8	-06	9.5	44
34982-14-6	10	3/8	-06	9.5	47
34982-16-6	10	3/8	-06	9.5	49
34982-17-6	10	3/8	-06	9.5	49
34982-18-8	12	1/2	-08	12.7	55
34982-22-10	16	5/8	-10	15.9	68
34982-26-12	20	3/4	-12	19.1	74

PARKERSTORE SERVICES WHAT MAKES US UNIQUE



- Hose Doctor • Hose assemblies • ParkerStore containers • Parker Tracking System
- Special systems • Technical training & seminars

Read more about ParkerStore services in the Service section of this catalogue.

 Apex Fluid Power Ltd.

Phone: 01228 511157

www.apexfluid.co.uk



Global FRL - p. 376



Par Fit™ - p. 393



OIL-X Evolution - p. 388

Filter Regulator Lubricators

138 <small>Parker DirectLink</small>	● Mini Series	374
138 <small>Parker DirectLink</small>	● Compact Series	378
138 <small>Parker DirectLink</small>	● Accessories	385

Compressed Air Treatment

145 <small>Parker DirectLink</small>	● OIL-X Evolution	387
144 <small>Parker DirectLink</small>	● Interchangeable Replacement Elements	393

Compressed Air Piping

152 <small>Parker DirectLink</small>	● Transair®	405
---	-------------------	-----

Gas Supply

198 <small>Parker DirectLink</small>	● Nitrogen generators	413
---	-----------------------------	-----



- Description:**
- Global Air Preparation System in 3 basic sizes allows units to be connected together without the use of pipe connectors saving space and providing constant mounting centres.
- Operating pressure:**
- Max: Plastic bowl 10-bar (150 psi).
 - Metal bowl 17-bar (250 psi).
- Operating temperature:**
- Plastic bowl -10°C to +52°C.
 - Metal bowl -10°C to +65.5°C.
- Flow rate:**
- Filter: 12 dm³/s.
 - Regulator: 30 dm³/s.
 - Filter/Regulator: 14 dm³/s.
 - Lubricator: 13 dm³/s.

- Advantages:**
- Fully modular and body ported units.
- Benefits:**
- May be easily assembled into combinations or used stand alone.

P31FA-E - Filter - 5 micron element



138 Parker DirectLink

Part number	Type	Thread BSPP
P31FA12EGMN	Poly Bowl - Manual drain	1/4
P31FA12EGBN	Poly Bowl - Pulse drain	1/4
P31FA12EMMN	Metal Bowl - Manual drain	1/4
P31FA12EMBN	Metal Bowl - Pulse drain	1/4

P31FA-C - Coalescing filter - 0.01 micron element



138 Parker DirectLink

Part number	Type	Thread BSPP
P31FA12CGMN	Poly Bowl - Manual drain	1/4
P31FA12CGBN	Poly Bowl - Pulse drain	1/4
P31FA12CMMN	Metal Bowl - Manual drain	1/4
P31FA12CMBN	Metal Bowl - Pulse drain	1/4

P31FA-A - Adsorber filter



138 Parker DirectLink

Part number	Type	Thread BSPP
P31FA12AGMN	Poly Bowl - Manual drain	1/4
P31FA12AMMN	Metal Bowl - Manual drain	1/4

P31RA-B - Pressure regulator



138 Parker DirectLink

Part number	Type	Thread BSPP	Operating Pressure bar
P31RA12BNNP	Relieving	1/4	0 - 8
P31RA12BNTP	Relieving + Square gauge	1/4	0 - 8

All regulators with a square gauge cannot be re-configured to a round gauge, product with round gauge should be ordered separately.

P31LA-L - Lubricator



138 Parker DirectLink

Part number	Type	Thread BSPP
P31LA12LGNN	Poly bowl, Oil mist, fill under pressure	1/4
P31LA12LMNN	Metal bowl, Oil mist, fill under pressure	1/4

P31EA-E - Filter/Regulator



138 Parker DirectLink

Part number	Type	Thread BSPP	Operating Pressure bar
P31EA12EGMBNTP	Poly bowl - Manual drain	1/4	0 - 8
P31EA12EGBBNTP	Poly bowl - Pulse drain	1/4	0 - 8
P31EA12EMMBNTP	Metal bowl - Manual drain + square gauge	1/4	0 - 8
P31EA12EMBBNTP	Metal bowl - Pulse drain + square gauge	1/4	0 - 8

All filter regulators with a square gauge cannot be re-configured to a round gauge, product with round gauge should be ordered separately.

P31 - Combination units



138 Parker DirectLink

Part number	Type	Thread BSPP
P31YN12GEMNTW	Slide valve + Filter/Regulator, Poly bowl, Manual drain	1/4
P31YN12GEBNTW	Slide valve + Filter/Regulator, Poly bowl, Pulse drain	1/4
P31YA12GEMNTLNW	Slide valve + Filter/Regulator + Lubricator, Poly bowl, Manual drain	1/4
P31YA12GEBNTLNW	Slide valve + Filter/Regulator + Lubricator, Poly bowl, Pulse drain	1/4
P31CA12GEMNTLNW	Filter/Regulator + Lubricator, Poly bowl, Manual drain	1/4
P31CA12GEBNTLNW	Filter/Regulator + Lubricator, Poly bowl, Pulse drain	1/4

All combination sets include square pressure gauge and mounting brackets.

P31HA - Manifold regulators



138 Parker DirectLink

Part number	Type	Operating Pressure bar	Thread
P31HA12BNNP	Relieving	0 - 8	1/4

Only round pressure gauges to be fitted to manifold regulators (order gauge separately)

P3D-KAB - Pressure gauge - round type



138 Parker DirectLink

Part number	Series	Thread BSPP	Operating Pressure bar
P3D-KAB1AYN	P31	1/8	0 - 2
P3D-KAB1ALN	P31	1/8	0 - 4
P3D-KAB1ANN	P31	1/8	0 - 10

All filter regulators with a square gauge cannot be re-configured to a round gauge, product with round gauge should be ordered separately.

P3D-KAB - Pressure gauge - square type



138 Parker DirectLink

Part number	Series	Operating Pressure bar
K4511SCR04B	P31	0 - 4
K4511SCR11B	P31	0 - 10

All filter regulators with a square gauge cannot be re-configured to a round gauge, product with round gauge should be ordered separately.

Description: • Global Air Preparation System in 3 basic sizes allows units to be connected together without the use of pipe connectors saving space and providing constant mounting centres.

Operating pressure: • Max: Plastic bowl 10-bar (150 psi).
• Metal bowl 17-bar (250 psi).

Operating temperature: • Plastic bowl -25°C to +52°C.
• Metal bowl -25°C to +65.5°C.
• Please note: all Lubricators are only rated to -10°C.

Flow rate:		1/4	3/8	1/2		1/4	3/8	1/2
	• Filter	18 dm ³ /s	30 dm ³ /s	38 dm ³ /s	• Filter/Regulator	42 dm ³ /s	58 dm ³ /s	64 dm ³ /s
	• Regulator	41 dm ³ /s	65 dm ³ /s	67 dm ³ /s	Lubricator	18 dm ³ /s	32 dm ³ /s	47 dm ³ /s

Advantages: • Fully modular and body ported units.

Benefits: • May be easily assembled into combinations or used stand alone.

P32FA-E - Filter - 5 micron element



138 Parker DirectLink

Part number	Type	Thread BSPP
P32FA12EGMN	Poly bowl - Manual drain	1/4
P32FA12EGAN	Poly bowl - Auto drain	1/4
P32FA12ESMN	Metal bowl - Manual drain	1/4
P32FA12ESAN	Metal bowl - Auto drain	1/4
P32FA13EGMN	Poly bowl - Manual drain	3/8
P32FA13EGAN	Poly bowl - Auto drain	3/8
P32FA13ESMN	Metal bowl - Manual drain	3/8
P32FA13ESAN	Metal bowl - Auto drain	3/8
P32FA14EGMN	Poly bowl - Manual drain	1/2
P32FA14EGAN	Poly bowl - Auto drain	1/2
P32FA14ESMN	Metal bowl - Manual drain	1/2
P32FA14ESAN	Metal bowl - Auto drain	1/2

P32FA-D - Coalescing filter - 0.01 micron element



138 Parker DirectLink

Part number	Type	Thread BSPP
P32FA12DGMN	Poly bowl - Manual drain	1/4
P32FA12DGAN	Poly bowl - Auto drain	1/4
P32FA12DSMN	Metal bowl - Manual drain	1/4
P32FA12DSAN	Metal bowl - Auto drain	1/4
P32FA13DGMN	Poly bowl - Manual drain	3/8
P32FA13DGAN	Poly bowl - Auto drain	3/8
P32FA13DSMN	Metal bowl - Manual drain	3/8
P32FA13DSAN	Metal bowl - Auto drain	3/8
P32FA14DGMN	Poly bowl - Manual drain	1/2
P32FA14DGAN	Poly bowl - Auto drain	1/2
P32FA14DSMN	Metal bowl - Manual drain	1/2
P32FA14DSAN	Metal bowl - Auto drain	1/2

P32FA-A - Adsorber filter



138 Parker DirectLink

Part number	Type	Thread BSPP
P32FA12AGMN	Poly bowl - Manual drain	1/4
P32FA12ASMN	Metal bowl - Manual drain	1/4
P32FA13AGMN	Poly bowl - Manual drain	3/8
P32FA13ASMN	Metal bowl - Manual drain	3/8
P32FA14AGMN	Poly bowl - Manual drain	1/2
P32FA14ASMN	Metal bowl - Manual drain	1/2

P32RA - Regulator



138 Parker DirectLink

Part number	Type	Thread BSPP	Operating Pressure bar
P32RA12BNNP	Relieving	1/4	0 - 8
P32RA12BNGP	Relieving + Round gauge	1/4	0 - 8
P32RA13BNNP	Relieving	3/8	0 - 8
P32RA13BNGP	Relieving + Round gauge	3/8	0 - 8
P32RA14BNNP	Relieving	1/2	0 - 8
P32RA14BNGP	Relieving + Round gauge	1/2	0 - 8

P32LA-L - Lubricator



138 Parker DirectLink

Part number	Type	Thread BSPP
P32LA12LGNN	Poly bowl, Oil mist, fill under pressure	1/4
P32LA12LSNN	Metal bowl, Oil mist, fill under pressure	1/4
P32LA13LGNN	Poly bowl, Oil mist, fill under pressure	3/8
P32LA13LSNN	Metal bowl, Oil mist, fill under pressure	3/8
P32LA14LGNN	Poly bowl, Oil mist, fill under pressure	1/2
P32LA14LSNN	Metal bowl, Oil mist, fill under pressure	1/2

P32EA-E - Filter/Regulator



138 Parker DirectLink

Part number	Type	Thread BSPP	Operating Pressure bar
P32EA12EGMBNGP	Poly bowl, Manual drain + Round gauge	1/4	0 - 8
P32EA12EGABNGP	Poly bowl, Auto drain + Round gauge	1/4	0 - 8
P32EA12ESMBNGP	Metal bowl, Manual drain + Round gauge	1/4	0 - 8
P32EA12ESABNGP	Metal bowl, Auto drain + Round gauge	1/4	0 - 8
P32EA13EGMBNGP	Poly bowl, Manual drain + Round gauge	3/8	0 - 8
P32EA13EGABNGP	Poly bowl, Auto drain + Round gauge	3/8	0 - 8
P32EA13ESMBNGP	Metal bowl, Manual drain + Round gauge	3/8	0 - 8
P32EA13ESABNGP	Metal bowl, Auto drain + Round gauge	3/8	0 - 8
P32EA14EGMBNGP	Poly bowl, Manual drain + Round gauge	1/2	0 - 8
P32EA14EGABNGP	Poly bowl, Auto drain + Round gauge	1/2	0 - 8
P32EA14ESMBNGP	Metal bowl, Manual drain + Round gauge	1/2	0 - 8
P32EA14ESABNGP	Metal bowl, Auto drain + Round gauge	1/2	0 - 8

P32 - Combination units



138 Parker DirectLink

Part number	Type	Thread BSPP
P32YN12GEMNGW	Slide valve + Filter/Regulator, Poly bowl, Manual drain	1/4
P32YN12GEANGW	Slide valve + Filter/Regulator, Poly bowl, Auto drain	1/4
P32YN13GEMNGW	Slide valve + Filter/Regulator, Poly bowl, Manual drain	3/8
P32YN13GEANGW	Slide valve + Filter/Regulator, Poly bowl, Auto drain	3/8
P32YN14GEMNGW	Slide valve + Filter/Regulator, Poly bowl, Manual drain	1/2
P32YN14GEANGW	Slide valve + Filter/Regulator, Poly bowl, Auto drain	1/2
P32YA12GEMNGLNW	Slide valve + Filter/Regulator + Lubricator, Poly bowl, Manual drain	1/4
P32YA12GEANGLNW	Slide valve + Filter/Regulator + Lubricator, Poly bowl, Auto drain	1/4
P32YA13GEMNGLNW	Slide valve + Filter/Regulator + Lubricator, Poly bowl, Manual drain	3/8
P32YA13GEANGLNW	Slide valve + Filter/Regulator + Lubricator, Poly bowl, Auto drain	3/8
P32YA14GEMNGLNW	Slide valve + Filter/Regulator + Lubricator, Poly bowl, Manual drain	1/2
P32YA14GEANGLNW	Slide valve + Filter/Regulator + Lubricator, Poly bowl, Auto drain	1/2
P32CA12GEMNGLNW	Filter/Regulator + Lubricator, Poly bowl, Manual drain	1/4
P32CA12GEANGLNW	Filter/Regulator + Lubricator, Poly bowl, Auto drain	1/4
P32CA13GEMNGLNW	Filter/Regulator + Lubricator, Poly bowl, Manual drain	3/8
P32CA13GEANGLNW	Filter/Regulator + Lubricator, Poly bowl, Auto drain	3/8
P32CA14GEMNGLNW	Filter/Regulator + Lubricator, Poly bowl, Manual drain	1/2
P32CA14GEANGLNW	Filter/Regulator + Lubricator, Poly bowl, Auto drain	1/2

All combination sets include round pressure gauge and mounting brackets.

P32HA - Manifold regulator (gauge to be ordered separately)



138 Parker DirectLink

Part number	Thread BSPP	Operating Pressure bar
P32HA12BNNP	1/4	0 - 8
P32HA13BNNP	3/8	0 - 8
P32HA14BNNP	1/2	0 - 8

P6G-ERB - Pressure gauge



138 Parker DirectLink

Part number	Series	Thread BSPP	Operating Pressure bar
P6G-ERB2040	P32/P33	1/4	0 - 4
P6G-ERB2110	P32/P33	1/4	0 - 11
P6G-ERB2200	P32/P33	1/4	0 - 20

- Description:**
- Global Air Preparation System in 3 basic sizes allows units to be connected together without the use of pipe connectors saving space and providing constant mounting centres.
- Operating pressure:**
- Max: Plastic bowl 10-bar (150 psi).
 - Metal bowl 17-bar (250 psi).
- Operating temperature:**
- Plastic bowl -25°C to +52°C.
 - Metal bowl -25°C to +65.5°C.
 - Please note: all Lubricators are only rated to -10°C.
- Advantages:**
- Fully modular and body ported units.
- Benefits:**
- May be easily assembled into combinations or used stand alone.

P33FA-E - Filter - 5 micron element



138 Parker DirectLink

Part number	Type	Thread BSPP
P33FA14EGMN	Poly bowl - Manual drain	1/2
P33FA14EGAN	Poly bowl - Auto drain	1/2
P33FA14ESMN	Metal bowl - Manual drain	1/2
P33FA14ESAN	Metal bowl - Auto drain	1/2
P33FA16EGMN	Poly bowl - Manual drain	3/4
P33FA16EGAN	Poly bowl - Auto drain	3/4
P33FA16ESMN	Metal bowl - Manual drain	3/4
P33FA16ESAN	Metal bowl - Auto drain	3/4

P33FA-D - Coalescing filter - 0.01 micron element



138 Parker DirectLink

Part number	Type	Thread BSPP
P33FA14DGMN	Poly bowl - Manual drain	1/2
P33FA14DGAN	Poly bowl - Auto drain	1/2
P33FA14DSMN	Metal bowl - Manual drain	1/2
P33FA14DSAN	Metal bowl - Auto drain	1/2
P33FA16DGMN	Poly bowl - Manual drain	3/4
P33FA16DGAN	Poly bowl - Auto drain	3/4
P33FA16DSMN	Metal bowl - Manual drain	3/4
P33FA16DSAN	Metal bowl - Auto drain	3/4

P33FA-A - Adsorber filter



138 Parker DirectLink

Part number	Type	Thread BSPP
P33FA14AGMN	Poly bowl - Manual drain	1/2
P33FA14ASMN	Metal bowl - Manual drain	1/2
P33FA16AGMN	Poly bowl - Manual drain	3/4
P33FA16ASMN	Metal bowl - Manual drain	3/4

P33RA-B - Pressure regulator



138 Parker DirectLink

Part number	Details	Thread BSPP	Operating Pressure bar
P33RA14BNNP	Relieving	1/2	0 - 8
P33RA14BNGP	Relieving + Round gauge	1/2	0 - 8
P33RA16BNNP	Relieving	3/4	0 - 8
P33RA16BNGP	Relieving + Round gauge	3/4	0 - 8

P33LA-L - Lubricator



Part number	Type	Thread BSPP
P33LA14LGNN	Poly bowl - Oil mist, fill under pressure	1/2
P33LA14LSNN	Metal bowl - Oil mist, fill under pressure	1/2
P33LA16LGNN	Poly bowl - Oil mist, fill under pressure	3/4
P33LA16LSNN	Metal bowl - Oil mist, fill under pressure	3/4

138 Parker DirectLink

P33EA-E - Filter/Regulator



Part number	Type	Thread BSPP	Operating Pressure bar
P33EA14EGMBNGP	Poly bowl - Manual drain + Round gauge	1/2	0 - 8
P33EA14EGABNGP	Poly bowl - Auto drain + Round gauge	1/2	0 - 8
P33EA14ESMBNGP	Metal bowl - Manual drain + Round gauge	1/2	0 - 8
P33EA14ESABNGP	Metal bowl - Auto drain + Round gauge	1/2	0 - 8
P33EA16EGMBNGP	Poly bowl - Manual drain + Round gauge	3/4	0 - 8
P33EA16EGABNGP	Poly bowl - Auto drain + Round gauge	3/4	0 - 8
P33EA16ESMBNGP	Metal bowl - Manual drain + Round gauge	3/4	0 - 8
P33EA16ESABNGP	Metal bowl - Auto drain + Round gauge	3/4	0 - 8

138 Parker DirectLink

P33 - Combination units



Part number	Type	Thread BSPP
P33YN14GEMNGW	Slide valve + Filter/Regulator, Poly bowl, Manual drain	1/2
P33YN14GEANGW	Slide valve + Filter/Regulator, Poly bowl, Auto drain	1/2
P33YN16GEMNGW	Slide valve + Filter/Regulator, Poly bowl, Manual drain	3/4
P33YN16GEANGW	Slide valve + Filter/Regulator, Poly bowl, Auto drain	3/4
P33YA14GEMNGLNW	Slide valve + Filter/Regulator + Lubricator, Poly bowl, Manual drain	1/2
P33YA14GEANGLNW	Slide valve + Filter/Regulator + Lubricator, Poly bowl, Auto drain	1/2
P33YA16GEMNGLNW	Slide valve + Filter/Regulator + Lubricator, Poly bowl, Manual drain	3/4
P33YA16GEANGLNW	Slide valve + Filter/Regulator + Lubricator, Poly bowl, Auto drain	3/4
P33CA14GEMNGLNW	Filter/Regulator + Lubricator, Poly bowl, Manual drain	1/2
P33CA14GEANGLNW	Filter/Regulator + Lubricator, Poly bowl, Auto drain	1/2
P33CA16GEMNGLNW	Filter/Regulator + Lubricator, Poly bowl, Manual drain	3/4
P33CA16GEANGLNW	Filter/Regulator + Lubricator, Poly bowl, Auto drain	3/4

138 Parker DirectLink

All combination sets include round pressure gauge and mounting brackets.
Please see page 381 for Pressure Gauges.

P31TA / P32TA - Combined Soft start/Dump valve - Automatic



138 Parker DirectLink

Part number	Type	Thread BSPP
P31TA12SGNC2CN	Solenoid (15mm) operated (24VDC inc plug) Soft start/Dump valve	1/4
P31TA12PPN	Air pilot operated Soft start/Dump valve	1/4
P32TA14SCNA2CN	Solenoid (30mm CNOMO) operated (24VDC inc plug) Soft start/Dump valve	1/2
P32TA14PPN	Air pilot operated Soft start/Dump valve	1/2

P32 units can be used in both P32 and P33 series.

P3-VA - Slide valves 2-position - 3-way (lockable)



138 Parker DirectLink

Part number	Series	Type	Thread BSPP
P31VA12LSAN	P31	Safety lockout valve	1/4
P32VA13LSAN	P32	Safety lockout valve (Flows from LEFT to RIGHT)	3/8
P32VA13LSBN	P32	Safety lockout valve (Flows from RIGHT to LEFT)	3/8
P32VA14LSAN	P32	Safety lockout valve (Flows from LEFT to RIGHT)	1/2
P32VA14LSBN	P32	Safety lockout valve (Flows from RIGHT to LEFT)	1/2
P33VA16LSAN	P33	Safety lockout valve (Flows from LEFT to RIGHT)	3/4
P33VA16LSBN	P33	Safety lockout valve (Flows from RIGHT to LEFT)	3/4

P32 units can be used in both P32 and P33 series.

P31MA / P33MA - Manifold block



138 Parker DirectLink

Part number	Series	Type	Thread BSPP
P31MA12022N	P31	Air «Take off» In - Out port 1/4 Top - Bottom port 1/4	1/4
P33MA16024N	P32/P33	Air «Take off» In - Out port 3/4, Top port 1/4, Bottom port 1/2	1/2

P32 units can be used in both P32 and P33 series.

P3HK / P3KK / P3MK - Options and accessories

TREATMENT

3

COMPRESSED AIR & GAS



138 Parker DirectLink

Part number	Series	Type	Thread BSPP
P31KA00CB	P31	Body connector kit	
P31KA00MT	P31	T-bracket wall mounting kit with body connector	
P31KA00MW	P31	C-Bracket (fits to Filter and Lubricator body)	
P31KA12CP	P31	Port block kit	1/4
P31KA13CP	P31	Port block kit	3/8
P31KA00MR	P31	Angle bracket (fits to Regulator and Filter regulator body)	
P31KA00MM	P31	Panel mounting nut (aluminium)	
P32KA00CB	P32/P33	Body connector kit	
P32KA00MT	P32/P33	T-bracket wall mounting kit with body connector	
P32KA00MB	P32/P33	T-Bracket (fits to Body connector or Port block)	
P32KA12CP	P32/P33	Port block kit	1/4
P32KA13CP	P32/P33	Port block kit	3/8
P32KA14CP	P32/P33	Port block kit	1/2
P32KA16CP	P32/P33	Port block kit	3/4
P32KA00ML	P32	L-Bracket (fits to Filter and Lubricator body)	
P32KA00MR	P32	Angle bracket (fits to Regulator and Filter regulator body)	
P32KA00MM	P32	Panel mounting nut (aluminium)	
P33KA00ML	P33	L-Bracket (fits to Filter and Lubricator body)	
P33KA00MR	P33	Angle bracket (fits to Regulator and Filter regulator body)	
P33KA00MM	P33	Panel mounting nut (aluminium)	

Description:	<ul style="list-style-type: none"> Removal of bulk condensed water and liquid oil.
Operating pressure:	<ul style="list-style-type: none"> From 1 bar g (15 psi g) to 16 bar g (232 psi g).
Operating temperature:	<ul style="list-style-type: none"> From +2°C to +80°C.
Removal efficiency:	<ul style="list-style-type: none"> Better than 92% at all flow conditions.
Advantages:	<ul style="list-style-type: none"> Worldwide approvals for safety and reliability. Meets or exceeds the requirements for delivered air quality shown in all editions of ISO8573-1, the international standard for compressed air quality. Performance tested in accordance with ISO12500 and ISO8573. Performance independently validated by Lloyds Register. 10 years guarantee on filter housing.
Benefits:	<ul style="list-style-type: none"> High air quality. Low power consumption. Low CO2 emissions. Low differential pressure. Low cost of ownership.

WS - Bulk Liquid Separators (Water and Oil)



145 Parker DirectLink

Part number	Pipe size inch	Air flow		
		L/s	m ³ /hr	cfm
WS010ABFX	1/4	10	36	21
WS010BBFX	3/8	10	36	21
WS010CBFX	1/2	10	36	21
WS015BBFX	3/8	40	144	85
WS020CBFX	1/2	40	144	85
WS020DBFX	3/4	40	144	85
WS020EBFX	1	40	144	85
WS025DBFX	3/4	110	396	233
WS030EBFX	1	110	396	233
WS030FBFX	1 1/4	110	396	233
WS030GBFX	1 1/2	110	396	233
WS035FBFX	1 1/4	350	1260	742
WS040GBFX	1 1/2	350	1260	742
WS045HBFX	2	350	1260	742
WS055IBFX	2 1/2	800	2880	1695
WS055JBFX	3	800	2880	1695

Stated flows are for operation at 7 bar g (100 psi g) with reference to 20°C, 1 bar a, 0% relative water vapour pressure. For flows at other pressures, please apply the correction factors shown.

Flow Correction Factors for grade WS																	
Line Pressure	bar (g)	1	2	3	4	5	6	7	8	9	10	11	12	13	14	15	16
	psi (g)	15	29	44	58	73	87	100	116	131	145	160	174	189	203	218	232
Correction Factor		4.00	2.63	2.00	1.59	1.33	1.14	1.00	0.94	0.89	0.85	0.82	0.79	0.76	0.73	0.71	0.68

Description:	<ul style="list-style-type: none"> Coalescing filter. 	Filtration efficiency:	<ul style="list-style-type: none"> 99.925%
Operating pressure:	<ul style="list-style-type: none"> From 1 bar g (15 psi g) to 16 bar g (232 psi g). 	Initial differential pressure, dry :	<ul style="list-style-type: none"> < 70 mbar (1 psi).
Operating temperature:	<ul style="list-style-type: none"> From +2°C to +80°C. 	Initial differential pressure, wet :	<ul style="list-style-type: none"> < 140 mbar (2 psi).
Particle removal (incl. water) :	<ul style="list-style-type: none"> Down to 1 micron. 	Element change frequency:	<ul style="list-style-type: none"> Every 12 months.
Maximum remaining oil content at 21°C:	<ul style="list-style-type: none"> 0.6 mg/m³ (0.5 ppm(w)). 	Precede with filtration grade:	<ul style="list-style-type: none"> WS if bulk liquid oil or water is present.

Advantages:	<ul style="list-style-type: none"> Worldwide approvals for safety and reliability. Meets or exceeds the requirements for delivered air quality shown in all editions of ISO8573-1, the international standard for compressed air quality. Performance tested in accordance with ISO12500 and ISO8573. Performance independently validated by Lloyds Register. The only filter range to offer a one year air quality guarantee. 10 years guarantee on filter housing.
Benefits:	<ul style="list-style-type: none"> High air quality. Low CO2 emissions. Low cost of ownership. Low power consumption. Low differential pressure.

AO - General Purpose Coalescing Filters



145 Parker DirectLink

Part number	Pipe size inch	Air flow			Replacement elements	Quantity
		L/s	m ³ /hr	cfm		
A0005ABFX	1/4	6	22	13	005AO	1
A0005BBFX	3/8	6	22	13	005AO	1
A0005CBFX	1/2	6	22	13	005AO	1
A0010ABFX	1/4	10	36	21	010AO	1
A0010BBFX	3/8	10	36	21	010AO	1
A0010CBFX	1/2	10	36	21	010AO	1
A0015BBFX	3/8	20	72	42	015AO	1
A0015CBFX	1/2	20	72	42	015AO	1
A0020CBFX	1/2	30	108	64	020AO	1
A0020DBFX	3/4	30	108	64	020AO	1
A0020EBFX	1	30	108	64	020AO	1
A0025DBFX	3/4	60	216	127	025AO	1
A0025EBFX	1	60	216	127	025AO	1
A0030EBFX	1	110	396	233	030AO	1
A0030FBFX	1 1/4	110	396	233	030AO	1
A0030GBFX	1 1/2	110	396	233	030AO	1
A0035FBFX	1 1/4	160	576	339	035AO	1
A0035GBFX	1 1/2	160	576	339	035AO	1
A0040GBFX	1 1/2	220	792	466	040AO	1
A0040HBFX	2	220	792	466	040AO	1
A0045HBFX	2	330	1188	699	045AO	1
A0050IBFX	2 1/2	430	1548	911	050AO	1
A0050JBFX	3	430	1548	911	050AO	1
A0055IBFX	2 1/2	620	2232	1314	055AO	1
A0055JBFX	3	620	2232	1314	055AO	1

Stated flows are for operation at 7 bar g (100 psi g) with reference to 20°C, 1 bar a, 0% relative water vapour pressure. For flows at other pressures apply the correction factors shown.

Flow Correction Factors for grades AO, AA, AR, AAR, ACS																	
Line Pressure	bar (g)	1	2	3	4	5	6	7	8	9	10	11	12	13	14	15	16
		psi (g)	15	29	44	58	73	87	100	116	131	145	160	174	189	203	218
Correction Factor		2.65	1.87	1.53	1.32	1.18	1.08	1.00	0.94	0.88	0.84	0.80	0.76	0.73	0.71	0.68	0.66

Description:	<ul style="list-style-type: none"> Coalescing filter. 	Filtration efficiency:	<ul style="list-style-type: none"> 99.9999%
Operating pressure:	<ul style="list-style-type: none"> From 1 bar g (15 psi g) to 16 bar g (232 psi g). 	Initial differential pressure, dry :	<ul style="list-style-type: none"> < 140 mbar (2 psi).
Operating temperature:	<ul style="list-style-type: none"> From +2°C to +80°C. 	Initial differential pressure, wet :	<ul style="list-style-type: none"> < 200 mbar (3 psi).
Particle removal (incl. water :	<ul style="list-style-type: none"> Down to 0.01 micron. 	Element change frequency:	<ul style="list-style-type: none"> Every 12 months.
Maximum remaining oil content at 21°C:	<ul style="list-style-type: none"> 0.01 mg/m³ (0.01 ppm(w)). 	Precede with filtration grade:	<ul style="list-style-type: none"> AO.

Advantages:	<ul style="list-style-type: none"> Worldwide approvals for safety and reliability. Meets or exceeds the requirements for delivered air quality shown in all editions of ISO8573-1, the international standard for compressed air quality. Performance tested in accordance with ISO12500 and ISO8573. Performance independently validated by Lloyds Register. The only filter range to offer a one year air quality guarantee. 10 years guarantee on filter housing.
Benefits:	<ul style="list-style-type: none"> High air quality. Low CO2 emissions. Low cost of ownership. Low power consumption. Low differential pressure.

AA - High Efficiency Coalescing Filters



145 Parker DirectLink

Part number	Pipe size inch	Air flow			Replacement elements	Quantity
		L/s	m ³ /hr	cfm		
AA005ABFX	1/4	6	22	13	005AA	1
AA005BBFX	3/8	6	22	13	005AA	1
AA005CBFX	1/2	6	22	13	005AA	1
AA010ABFX	1/4	10	36	21	010AA	1
AA010BBFX	3/8	10	36	21	010AA	1
AA010CBFX	1/2	10	36	21	010AA	1
AA015BBFX	3/8	20	72	42	015AA	1
AA015CBFX	1/2	20	72	42	015AA	1
AA020CBFX	1/2	30	108	64	020AA	1
AA020DBFX	3/4	30	108	64	020AA	1
AA020EBFX	1	30	108	64	020AA	1
AA025DBFX	3/4	60	216	127	025AA	1
AA025EBFX	1	60	216	127	025AA	1
AA030EBFX	1	110	396	233	030AA	1
AA030FBFX	1 1/4	110	396	233	030AA	1
AA030GBFX	1 1/2	110	396	233	030AA	1
AA035FBFX	1 1/4	160	576	339	035AA	1
AA035GBFX	1 1/2	160	576	339	035AA	1
AA040GBFX	1 1/2	220	792	466	040AA	1
AA040HBFX	2	220	792	466	040AA	1
AA045HBFX	2	330	1188	699	045AA	1
AA050IBFX	2 1/2	430	1548	911	050AA	1
AA050JBFX	3	430	1548	911	050AA	1
AA055IBFX	2 1/2	620	2232	1314	055AA	1
AA055JBFX	3	620	2232	1314	055AA	1

Stated flows are for operation at 7 bar g (100 psi g) with reference to 20°C, 1 bar a, 0% relative water vapour pressure. For flows at other pressures apply the correction factors shown.

Flow Correction Factors for grades AO, AA, AR, AAR, ACS																	
Line Pressure	bar (g)	1	2	3	4	5	6	7	8	9	10	11	12	13	14	15	16
	psi (g)	15	29	44	58	73	87	100	116	131	145	160	174	189	203	218	232
Correction Factor		2.65	1.87	1.53	1.32	1.18	1.08	1.00	0.94	0.88	0.84	0.80	0.76	0.73	0.71	0.68	0.66

Description:	• Dry Particulate filter.	Filtration efficiency:	• 99.925%
Operating pressure:	• From 1 bar g (15 psi g) to 16 bar g (232 psi g).	Initial differential pressure, dry :	• < 70 mbar (1 psi).
Operating temperature:	• From +2°C to +100°C.	Initial differential pressure, wet :	• N/A.
Particle removal (incl. water) :	• Down to 1 micron.	Element change frequency:	• Every 12 months.
Maximum remaining oil content at 21°C:	• N/A.	Precede with filtration grade:	• N/A.

Advantages:	<ul style="list-style-type: none"> Worldwide approvals for safety and reliability. Meets or exceeds the requirements for delivered air quality shown in all editions of ISO8573-1, the international standard for compressed air quality. Performance tested in accordance with ISO12500 and ISO8573. Performance independently validated by Lloyds Register. The only filter range to offer a one year air quality guarantee. 10 years guarantee on filter housing.
Benefits:	<ul style="list-style-type: none"> High air quality. Low CO2 emissions. Low cost of ownership. Low power consumption. Low differential pressure.

AR - General Purpose Dry Particulate Filters



145 Parker DirectLink

Part number	Pipe size inch	Air flow			Replacement elements	Quantity
		L/s	m³/hr	cfm		
AR005ABMX	1/4	6	22	13	005AR	1
AR005BBMX	3/8	6	22	13	005AR	1
AR005CBMX	1/2	6	22	13	005AR	1
AR010ABMX	1/4	10	36	21	010AR	1
AR010BBMX	3/8	10	36	21	010AR	1
AR010CBMX	1/2	10	36	21	010AR	1
AR015BBMX	3/8	20	72	42	015AR	1
AR015CBMX	1/2	20	72	42	015AR	1
AR020CBMX	1/2	30	108	64	020AR	1
AR020DBMX	3/4	30	108	64	020AR	1
AR020EBMX	1	30	108	64	020AR	1
AR025DBMX	3/4	60	216	127	025AR	1
AR025EBMX	1	60	216	127	025AR	1
AR030EBMX	1	110	396	233	030AR	1
AR030FBMX	1 1/4	110	396	233	030AR	1
AR030GBMX	1 1/2	110	396	233	030AR	1
AR035FBMX	1 1/4	160	576	339	035AR	1
AR035GBMX	1 1/2	160	576	339	035AR	1
AR040GBMX	1 1/2	220	792	466	040AR	1
AR040HBMX	2	220	792	466	040AR	1
AR045HBMX	2	330	1188	699	045AR	1
AR050IBMX	2 1/2	430	1548	911	050AR	1
AR050JBMX	3	430	1548	911	050AR	1
AR055IBMX	2 1/2	620	2232	1314	055AR	1
AR055JBMX	3	620	2232	1314	055AR	1

Stated flows are for operation at 7 bar g (100 psi g) with reference to 20°C, 1 bar a, 0% relative water vapour pressure. For flows at other pressures apply the correction factors shown.

Flow Correction Factors for grades AO, AA, AR, AAR, ACS																	
Line Pressure	bar (g)	1	2	3	4	5	6	7	8	9	10	11	12	13	14	15	16
		psi (g)	15	29	44	58	73	87	100	116	131	145	160	174	189	203	218
Correction Factor		2.65	1.87	1.53	1.32	1.18	1.08	1.00	0.94	0.88	0.84	0.80	0.76	0.73	0.71	0.68	0.66

Description:	• Dry Particulate filter.	Filtration efficiency:	• 99.9999%
Operating pressure:	• From 1 bar g (15 psi g) to 16 bar g (232 psi g).	Initial differential pressure, dry :	• < 140 mbar (2 psi).
Operating temperature:	• From +2°C to +100°C.	Initial differential pressure, wet :	• N/A.
Particle removal (incl. water) :	• Down to 0.01 micron.	Element change frequency:	• Every 12 months.
Maximum remaining oil content at 21°C:	• N/A.	Precede with filtration grade:	• AR.

- Advantages:**
- Worldwide approvals for safety and reliability.
 - Meets or exceeds the requirements for delivered air quality shown in all editions of ISO8573-1, the international standard for compressed air quality.
 - Performance tested in accordance with ISO12500 and ISO8573.
 - Performance independently validated by Lloyds Register.
 - 10 years guarantee on filter housing.
- Benefits:**
- High air quality.
 - Low CO2 emissions.
 - Low cost of ownership.
 - Low power consumption.
 - Low differential pressure.

AAR - High Efficiency Dry Particulate Filters



145 Partic DirectLink

Part number	Pipe size inch	Air flow			Replacement elements	Quantity
		L/s	m³/hr	cfm		
AAR005ABMX	1/4	6	22	13	005AAR	1
AAR005BBMX	3/8	6	22	13	005AAR	1
AAR005CBMX	1/2	6	22	13	005AAR	1
AAR010ABMX	1/4	10	36	21	010AAR	1
AAR010BBMX	3/8	10	36	21	010AAR	1
AAR010CBMX	1/2	10	36	21	010AAR	1
AAR015BBMX	3/8	20	72	42	015AAR	1
AAR015CBMX	1/2	20	72	42	015AAR	1
AAR020CBMX	1/2	30	108	64	020AAR	1
AAR020DBMX	3/4	30	108	64	020AAR	1
AAR020EBMX	1	30	108	64	020AAR	1
AAR025DBMX	3/4	60	216	127	025AAR	1
AAR025EBMX	1	60	216	127	025AAR	1
AAR030EBMX	1	110	396	233	030AAR	1
AAR030FBMX	1 1/4	110	396	233	030AAR	1
AAR030GBMX	1 1/2	110	396	233	030AAR	1
AAR035FBMX	1 1/4	160	576	339	035AAR	1
AAR035GBMX	1 1/2	160	576	339	035AAR	1
AAR040GBMX	1 1/2	220	792	466	040AAR	1
AAR040HBMX	2	220	792	466	040AAR	1
AAR045HBMX	2	330	1188	699	045AAR	1
AAR050IBMX	2 1/2	430	1548	911	050AAR	1
AAR050JBMX	3	430	1548	911	050AAR	1
AAR055IBMX	2 1/2	620	2232	1314	055AAR	1
AAR055JBMX	3	620	2232	1314	055AAR	1

Stated flows are for operation at 7 bar g (100 psi g) with reference to 20°C, 1 bar a, 0% relative water vapour pressure. For flows at other pressures apply the correction factors shown.

Flow Correction Factors for grades AO, AA, AR, AAR, ACS

Line Pressure	bar (g)	1	2	3	4	5	6	7	8	9	10	11	12	13	14	15	16
		psi (g)	15	29	44	58	73	87	100	116	131	145	160	174	189	203	218
Correction Factor		2.65	1.87	1.53	1.32	1.18	1.08	1.00	0.94	0.88	0.84	0.80	0.76	0.73	0.71	0.68	0.66



Description:	• Oil Vapour Removal filter.	Element change frequency:	• When oil vapour or odours are detected.
Operating pressure:	• From 1 bar g (15 psi g) to 16 bar g (232 psi g).	Precede with filtration grade:	• AA.
Operating temperature:	• From +2°C to +50°C.	Initial differential pressure:	• < 200 mbar (3 psi).
Maximum remaining oil content at 21°C:	• 0.003 mg/m ³ (0.003 ppm(w)).		

Advantages:

- Worldwide approvals for safety and reliability.
- Meets or exceeds the requirements for delivered air quality shown in all editions of ISO8573-1, the international standard for compressed air quality.
- Performance tested in accordance with ISO12500 and ISO8573.
- Performance independently validated by Lloyds Register.
- 10 years guarantee on filter housing.

Benefits:

- High air quality.
- Low CO2 emissions.
- Low cost of ownership.
- Low power consumption.
- Low differential pressure.

ACS - Point of use Oil Vapour Removal Filters



145 Partner DirectLink

Part number	Pipe size inch	Air flow			Replacement elements	Quantity
		L/s	m ³ /hr	cfm		
ACS005ABMX	1/4	6	22	13	005ACS	1
ACS005BBMX	3/8	6	22	13	005ACS	1
ACS005CBMX	1/2	6	22	13	005ACS	1
ACS010ABMX	1/4	10	36	21	010ACS	1
ACS010BBMX	3/8	10	36	21	010ACS	1
ACS010CBMX	1/2	10	36	21	010ACS	1
ACS015BBMX	3/8	20	72	42	015ACS	1
ACS015CBMX	1/2	20	72	42	015ACS	1
ACS020CBMX	1/2	30	108	64	020ACS	1
ACS020DBMX	3/4	30	108	64	020ACS	1
ACS020EBMX	1	30	108	64	020ACS	1
ACS025DBMX	3/4	60	216	127	025ACS	1
ACS025EBMX	1	60	216	127	025ACS	1
ACS030EBMX	1	110	396	233	030ACS	1
ACS030FBMX	1 1/4	110	396	233	030ACS	1
ACS030GBMX	1 1/2	110	396	233	030ACS	1
ACS035FBMX	1 1/4	160	576	339	035ACS	1
ACS035GBMX	1 1/2	160	576	339	035ACS	1
ACS040GBMX	1 1/2	220	792	466	040ACS	1
ACS040HBMX	2	220	792	466	040ACS	1
ACS045HBMX	2	330	1188	699	045ACS	1
ACS050IBMX	2 1/2	430	1548	911	050ACS	1
ACS050JBMX	3	430	1548	911	050ACS	1
ACS055IBMX	2 1/2	620	2232	1314	055ACS	1
ACS055JBMX	3	620	2232	1314	055ACS	1

Stated flows are for operation at 7 bar g (100 psi g) with reference to 20°C, 1 bar a, 0% relative water vapour pressure. For flows at other pressures apply the correction factors shown.

Flow Correction Factors for grades AO, AA, AR, AAR, ACS

Line Pressure	bar (g)	1	2	3	4	5	6	7	8	9	10	11	12	13	14	15	16
	psi (g)	15	29	44	58	73	87	100	116	131	145	160	174	189	203	218	232
Correction Factor		2.65	1.87	1.53	1.32	1.18	1.08	1.00	0.94	0.88	0.84	0.80	0.76	0.73	0.71	0.68	0.66



Description:

- Media: 96% voids volume giving high dirt holding capacity.
- Anti re-entrainment barrier prevents oil/water carryover.
- Air tight positive O-Ring seal prevents contamination by-pass.
- Support media for added strength and integral pre-treatment.
- Directly interchangeable with competitor elements.
- Par Fit™ elements match and often surpass the efficiency of original elements.

Advantages:

- More than 500 competitor interchange elements.
- High dirt holding capacity.
- Air quality meets international standards.

Benefits:

- Optimal performance.
- Low operational costs.

Par Fit™



144 Parker DirectLine

Filter element		Parker replacement
Competitor	Competitor part number	part number
Atlas Copco	DD6	PR1061300
Atlas Copco	DD13	PR1061310
Atlas Copco	DD25	PR1061320
Atlas Copco	DD40	PR1061330
Atlas Copco	DD85	PR1061340
Atlas Copco	DD195	PR1061350
Atlas Copco	DD295	PR1061360
Atlas Copco	DD400	PR1061370
Atlas Copco	DD500	PR1061380
Atlas Copco	PD6	PR1061390
Atlas Copco	PD13	PR1061400
Atlas Copco	PD25	PR1061410
Atlas Copco	PD40	PR1061420
Atlas Copco	PD85	PR1061430
Atlas Copco	PD195	PR1061440
Atlas Copco	PD295	PR1061450
Atlas Copco	PD400	PR1061460
Atlas Copco	PD500	PR1061470
Atlas Copco	QD6	PR1061480
Atlas Copco	QD13	PR1061490
Atlas Copco	QD25	PR1061500
Atlas Copco	QD40	PR1061510
Atlas Copco	QD65	PR1061520
Atlas Copco	QD85	PR1061530
Atlas Copco	QD195	PR1061540
Atlas Copco	QD295	PR1061550
Atlas Copco	QD400	PR1061560
Atlas Copco	QD500	PR1061570
Deltech Eng Ltd	8101CFE	PR1370555
Deltech Eng Ltd	8101HFD	PR1370360
Deltech Eng Ltd	8101PFD	PR1370160
Deltech Eng Ltd	8102CFE	PR1370556
Deltech Eng Ltd	8102HFD	PR1370370
Deltech Eng Ltd	8102PFD	PR1370170
Deltech Eng Ltd	8105CFE	PR1370560
Deltech Eng Ltd	8111HFD	PR1370380
Deltech Eng Ltd	8111PFD	PR1370180
Deltech Eng Ltd	8112CFE	PR1370570
Deltech Eng Ltd	8113HFD	PR1370390
Deltech Eng Ltd	8113PFD	PR1370190
Deltech Eng Ltd	8121CFE	PR1370580
Deltech Eng Ltd	850CFE	PR1370500
Deltech Eng Ltd	850HFD	PR1370300



Par Fit™ (cont'd)



144 Parker DirectLine

TREATMENT

3

COMPRESSED AIR & GAS

Filter element Competitor	Competitor part number	Parker replacement part number
Deltech Eng Ltd	851HFD	PR1370310
Deltech Eng Ltd	852HFD	PR1370320
Deltech Eng Ltd	852PFD	PR1370120
Deltech Eng Ltd	853CFE	PR1370510
Deltech Eng Ltd	854CFE	PR1370520
Deltech Eng Ltd	870HFD	PR1370330
Deltech Eng Ltd	870PFD	PR1370130
Deltech Eng Ltd	871HFD	PR1370340
Deltech Eng Ltd	871PFD	PR1370140
Deltech Eng Ltd	872HFD	PR1370350
Deltech Eng Ltd	872PFD	PR1370150
Deltech Eng Ltd	873CFE	PR1370530
Deltech Eng Ltd	874CFE	PR1370540
Deltech Eng Ltd	875CFE	PR1370550
Deltech Eng Ltd	D-0005-CCE	PR1372000
Deltech Eng Ltd	D-0005-CFE	PR1372150
Deltech Eng Ltd	D-0005-VFE	PR1372300
Deltech Eng Ltd	D-0010-CCE	PR1372010
Deltech Eng Ltd	D-0010-CFE	PR1372160
Deltech Eng Ltd	D-0010-VFE	PR1372310
Deltech Eng Ltd	D-0020-CCE	PR1372020
Deltech Eng Ltd	D-0020-CFE	PR1372170
Deltech Eng Ltd	D-0020-VFE	PR1372320
Deltech Eng Ltd	D-0050-CCE	PR1372030
Deltech Eng Ltd	D-0050-CFE	PR1372180
Deltech Eng Ltd	D-0050-VFE	PR1372330
Deltech Eng Ltd	D-0100-CCE	PR1372040
Deltech Eng Ltd	D-0100-CFE	PR1372190
Deltech Eng Ltd	D-0100-VFE	PR1372340
Deltech Eng Ltd	D-0175-CCE	PR1372050
Deltech Eng Ltd	D-0175-CFE	PR1372200
Deltech Eng Ltd	D-0175-VFE	PR1372350
Deltech Eng Ltd	D-0250-CCE	PR1372060
Deltech Eng Ltd	D-0250-CFE	PR1372210
Deltech Eng Ltd	D-0250-VFE	PR1372360
Deltech Eng Ltd	D-0400-CCE	PR1372070
Deltech Eng Ltd	D-0400-CFE	PR1372220
Deltech Eng Ltd	D-0400-VFE	PR1372370
Deltech Eng Ltd	D-0600-CCE	PR1372080
Deltech Eng Ltd	D-0600-CFE	PR1372230
Deltech Eng Ltd	D-0750-CCE	PR1372090
Deltech Eng Ltd	D-0750-CFE	PR1372240
Deltech Eng Ltd	D-0750-VFE	PR1372390
Deltech Eng Ltd	D-1000-CCE	PR1372100
Deltech Eng Ltd	D-1000-CFE	PR1372250
Deltech Eng Ltd	D-1000-VFE	PR1372400
Deltech Eng Ltd	D-1200-CCE	PR1372110
Deltech Eng Ltd	D-1200-CFE	PR1372260
Deltech Eng Ltd	D-600-VFE	PR1372380
Donaldson Ultrafilter	AK02/05	PR2091355
Donaldson Ultrafilter	AK02/10	PR2091360
Donaldson Ultrafilter	AK03/05	PR2091356
Donaldson Ultrafilter	AK03/10	PR2091370
Donaldson Ultrafilter	AK04/10	PR2091375
Donaldson Ultrafilter	AK04/20	PR2091380
Donaldson Ultrafilter	AK05/20	PR2091390



Par Fit™ (cont'd)



144 Parker Direct Ltd

Filter element Competitor	Competitor part number	Parker replacement part number
Donaldson Ultrafilter	AK05/25	PR2091400
Donaldson Ultrafilter	AK07/25	PR2091410
Donaldson Ultrafilter	AK07/30	PR2091420
Donaldson Ultrafilter	AK10/3	PR2090410
Donaldson Ultrafilter	AK10/30	PR2091430
Donaldson Ultrafilter	AK15/3	PR2090420
Donaldson Ultrafilter	AK15/30	PR2091440
Donaldson Ultrafilter	AK2/1.5	PR2090360
Donaldson Ultrafilter	AK20/3	PR2090430
Donaldson Ultrafilter	AK20/30	PR2091450
Donaldson Ultrafilter	AK3/1	PR2090350
Donaldson Ultrafilter	AK3/1.5	PR2090361
Donaldson Ultrafilter	AK30/3	PR2090440
Donaldson Ultrafilter	AK30/30	PR2091460
Donaldson Ultrafilter	AK30/5	PR2090450
Donaldson Ultrafilter	AK30/50	PR2091470
Donaldson Ultrafilter	AK4/1.5	PR2090370
Donaldson Ultrafilter	AK4/2.5	PR2090380
Donaldson Ultrafilter	AK5/2.5	PR2090390
Donaldson Ultrafilter	AK5/3	PR2090400
Donaldson Ultrafilter	FF02/05	PR2091115
Donaldson Ultrafilter	FF02/10	PR2091120
Donaldson Ultrafilter	FF03/05	PR2091116
Donaldson Ultrafilter	FF03/10	PR2091130
Donaldson Ultrafilter	FF04/10	PR2091135
Donaldson Ultrafilter	FF04/20	PR2091140
Donaldson Ultrafilter	FF05/20	PR2091150
Donaldson Ultrafilter	FF05/25	PR2091160
Donaldson Ultrafilter	FF07/25	PR2091170
Donaldson Ultrafilter	FF07/30	PR2091180
Donaldson Ultrafilter	FF10/30	PR2091190
Donaldson Ultrafilter	FF15/30	PR2091200
Donaldson Ultrafilter	FF20/30	PR2091210
Donaldson Ultrafilter	FF30/30	PR2091220
Donaldson Ultrafilter	FF30/50	PR2091230
Donaldson Ultrafilter	MF02/05	PR2091115
Donaldson Ultrafilter	MF02/10	PR2091120
Donaldson Ultrafilter	MF03/05	PR2091116
Donaldson Ultrafilter	MF03/10	PR2091130
Donaldson Ultrafilter	MF04/10	PR2091135
Donaldson Ultrafilter	MF04/20	PR2091140
Donaldson Ultrafilter	MF05/20	PR2091150
Donaldson Ultrafilter	MF05/25	PR2091160
Donaldson Ultrafilter	MF07/25	PR2091170
Donaldson Ultrafilter	MF07/30	PR2091180
Donaldson Ultrafilter	MF10/3	PR2090290
Donaldson Ultrafilter	MF10/30	PR2091190
Donaldson Ultrafilter	MF15/3	PR2090300
Donaldson Ultrafilter	MF15/30	PR2091200
Donaldson Ultrafilter	MF2/1.5	PR2090230
Donaldson Ultrafilter	MF20/3	PR2090310
Donaldson Ultrafilter	MF20/30	PR2091210
Donaldson Ultrafilter	MF3/1	PR2090220
Donaldson Ultrafilter	MF3/1.5	PR2090240
Donaldson Ultrafilter	MF30/3	PR2090320
Donaldson Ultrafilter	MF30/30	PR2091220



Par Fit™ (cont'd)



144 Parker Direct Ltd

TREATMENT

3

COMPRESSED AIR & GAS

Filter element Competitor	Competitor part number	Parker replacement part number
Donaldson Ultrafilter	MF30/5	PR2090340
Donaldson Ultrafilter	MF30/50	PR2091230
Donaldson Ultrafilter	MF4/1.5	PR2090250
Donaldson Ultrafilter	MF4/2.5	PR2090260
Donaldson Ultrafilter	MF5/2.5	PR2090270
Donaldson Ultrafilter	MF5/3	PR2090280
Donaldson Ultrafilter	PE02/05	PR2090980
Donaldson Ultrafilter	PE02/10	PR2091000
Donaldson Ultrafilter	PE03/05	PR2090990
Donaldson Ultrafilter	PE03/10	PR2091010
Donaldson Ultrafilter	PE04/10	PR2091015
Donaldson Ultrafilter	PE04/20	PR2091020
Donaldson Ultrafilter	PE05/20	PR2091030
Donaldson Ultrafilter	PE05/25	PR2091040
Donaldson Ultrafilter	PE07/25	PR2091050
Donaldson Ultrafilter	PE07/30	PR2091060
Donaldson Ultrafilter	PE10/30	PR2091070
Donaldson Ultrafilter	PE15/30	PR2091080
Donaldson Ultrafilter	PE20/30	PR2091090
Donaldson Ultrafilter	PE30/30	PR2091100
Donaldson Ultrafilter	PE30/50	PR2091110
Donaldson Ultrafilter	SMF02/05	PR2091235
Donaldson Ultrafilter	SMF02/10	PR2091240
Donaldson Ultrafilter	SMF03/05	PR2091236
Donaldson Ultrafilter	SMF03/10	PR2091250
Donaldson Ultrafilter	SMF04/10	PR2091255
Donaldson Ultrafilter	SMF04/20	PR2091260
Donaldson Ultrafilter	SMF05/20	PR2091270
Donaldson Ultrafilter	SMF05/25	PR2091280
Donaldson Ultrafilter	SMF07/25	PR2091290
Donaldson Ultrafilter	SMF07/30	PR2091300
Donaldson Ultrafilter	SMF10/3	PR2090160
Donaldson Ultrafilter	SMF10/30	PR2091310
Donaldson Ultrafilter	SMF15/3	PR2090170
Donaldson Ultrafilter	SMF15/30	PR2091320
Donaldson Ultrafilter	SMF2/1.5.	PR2090110
Donaldson Ultrafilter	SMF20/3	PR2090180
Donaldson Ultrafilter	SMF20/30	PR2091330
Donaldson Ultrafilter	SMF3/1	PR2090100
Donaldson Ultrafilter	SMF3/1.5	PR2090115
Donaldson Ultrafilter	SMF30/3	PR2090190
Donaldson Ultrafilter	SMF30/30	PR2091340
Donaldson Ultrafilter	SMF30/5	PR2090210
Donaldson Ultrafilter	SMF30/50	PR2091350
Donaldson Ultrafilter	SMF4/1.5.	PR2090120
Donaldson Ultrafilter	SMF4/2.5	PR2090130
Donaldson Ultrafilter	SMF5/2.5	PR2090140
Donaldson Ultrafilter	SMF5/3	PR2090150
Donaldson Ultrafilter	V-10/3	PR2090600
Donaldson Ultrafilter	V-15/3	PR2090610
Donaldson Ultrafilter	V-2/1.5	PR2090563
Donaldson Ultrafilter	V-20/3	PR2090620
Donaldson Ultrafilter	V-3/1	PR2090565
Donaldson Ultrafilter	V-3/1.5	PR2090566
Donaldson Ultrafilter	V-30/3	PR2090630
Donaldson Ultrafilter	V-30/5	PR2090640



Par Fit™ (cont'd)



144 Parker Direct Ltd

Filter element Competitor	Competitor part number	Parker replacement part number
Donaldson Ultrafilter	V-4/1.5	PR2090570
Donaldson Ultrafilter	V-4/2.5	PR2090580
Donaldson Ultrafilter	V-5/2.5	PR2090588
Donaldson Ultrafilter	V-5/3	PR2090590
Donaldson Ultrafilter	V-PE02/05	PR2090980
Donaldson Ultrafilter	V-PE02/10	PR2091000
Donaldson Ultrafilter	V-PE03/05	PR2090990
Donaldson Ultrafilter	V-PE03/10	PR2091010
Donaldson Ultrafilter	V-PE04/10	PR2091015
Donaldson Ultrafilter	V-PE04/20	PR2091020
Donaldson Ultrafilter	V-PE05/20	PR2091030
Donaldson Ultrafilter	V-PE05/25	PR2091040
Donaldson Ultrafilter	V-PE07/25	PR2091050
Donaldson Ultrafilter	V-PE07/30	PR2091060
Donaldson Ultrafilter	V-PE10/30	PR2091070
Donaldson Ultrafilter	V-PE15/30	PR2091080
Donaldson Ultrafilter	V-PE20/30	PR2091090
Donaldson Ultrafilter	V-PE30/30	PR2091100
Donaldson Ultrafilter	V-PE30/50	PR2091110
Hankison Ltd	E-1-12	PR1690500
Hankison Ltd	E-1-16	PR1690510
Hankison Ltd	E-1-20	PR1690520
Hankison Ltd	E-1-24	PR1690530
Hankison Ltd	E-1-28	PR1690540
Hankison Ltd	E-1-32	PR1690550
Hankison Ltd	E-1-36	PR1690560
Hankison Ltd	E-1-40	PR1690570
Hankison Ltd	E-1-44	PR1690580
Hankison Ltd	E-1-48	PR1690590
Hankison Ltd	E-1-52	PR1690600
Hankison Ltd	E-1-54	PR1690610
Hankison Ltd	E-3-12	PR1690900
Hankison Ltd	E-3-16	PR1690910
Hankison Ltd	E-3-20	PR1690920
Hankison Ltd	E-3-24	PR1690930
Hankison Ltd	E-3-28	PR1690940
Hankison Ltd	E-3-32	PR1690950
Hankison Ltd	E-3-36	PR1690960
Hankison Ltd	E-3-40	PR1690970
Hankison Ltd	E-3-44	PR1690980
Hankison Ltd	E-3-48	PR1690990
Hankison Ltd	E-3-52	PR1691000
Hankison Ltd	E-3-54	PR1691010
Hankison Ltd	E-5-12	PR1690300
Hankison Ltd	E-5-16	PR1690310
Hankison Ltd	E-5-20	PR1690320
Hankison Ltd	E-5-24	PR1690330
Hankison Ltd	E-5-28	PR1690340
Hankison Ltd	E-5-32	PR1690350
Hankison Ltd	E-5-36	PR1690360
Hankison Ltd	E-5-40	PR1690370
Hankison Ltd	E-5-44	PR1690380
Hankison Ltd	E-5-48	PR1690390
Hankison Ltd	E-5-52	PR1690400
Hankison Ltd	E-5-54	PR1690410
Hankison Ltd	E-7-12	PR1690100

Par Fit™ (cont'd)



144 Parker Direct Ltd

TREATMENT

3

COMPRESSED AIR & GAS

Filter element Competitor	Competitor part number	Parker replacement part number
Hankison Ltd	E-7-16	PR1690110
Hankison Ltd	E-7-20	PR1690120
Hankison Ltd	E-7-24	PR1690130
Hankison Ltd	E-7-28	PR1690140
Hankison Ltd	E-7-32	PR1690150
Hankison Ltd	E-7-36	PR1690160
Hankison Ltd	E-7-40	PR1690170
Hankison Ltd	E-7-44	PR1690180
Hankison Ltd	E-7-48	PR1690190
Hankison Ltd	E-7-52	PR1690200
Hankison Ltd	E-7-54	PR1690210
Hankison Ltd	E-9-12	PR1690700
Hankison Ltd	E-9-16	PR1690710
Hankison Ltd	E-9-20	PR1690720
Hankison Ltd	E-9-24	PR1690730
Hankison Ltd	E-9-28	PR1690740
Hankison Ltd	E-9-32	PR1690750
Hankison Ltd	E-9-36	PR1690760
Hankison Ltd	E-9-40	PR1690770
Hankison Ltd	E-9-44	PR1690780
Hankison Ltd	E-9-48	PR1690790
Hankison Ltd	E-9-52	PR1690800
Hankison Ltd	E-9-54	PR1690810
Kaeser	9.2100.0	PR1240100
Kaeser	9.2101.0	PR1240110
Kaeser	9.2102.0	PR1240120
Kaeser	9.2103.0	PR1240130
Kaeser	9.2104.0	PR1240140
Kaeser	9.2105.0	PR1240150
Kaeser	9.2106.0	PR1240160
Kaeser	9.2107.0	PR1240170
Kaeser	9.2108.0	PR1240180
Kaeser	9.2109.0	PR1240190
Kaeser	9.2111.0	PR2091010
Kaeser	9.2112.0	PR2091020
Kaeser	9.2113.0	PR2091030
Kaeser	9.2114.0	PR2091040
Kaeser	9.2115.0	PR2091050
Kaeser	9.2116.0	PR2091060
Kaeser	9.2117.0	PR2091070
Kaeser	9.2118.0	PR2091080
Kaeser	9.2119.0	PR2091090
Kaeser	9.2120.0	PR2091100
Kaeser	9.2121.0	PR2091110
Kaeser	9.2122.0	PR2090980
Kaeser	9.2123.0	PR2090990
Kaeser	9.2124.0	PR2091015
Kaeser	9.2125.0	PR1240200
Kaeser	9.2126.0	PR1240210
Kaeser	9.2127.0	PR1240220
Kaeser	9.2128.0	PR1240230
Kaeser	9.2129.0	PR1240240
Kaeser	9.2130.0	PR1240250
Kaeser	9.2131.0	PR1240260
Kaeser	9.2132.0	PR1240270
Kaeser	9.2133.0	PR1240280



Par Fit™ (cont'd)



144 Parker DirectLine

Filter element Competitor	Competitor part number	Parker replacement part number
Kaeser	9.2134.0	PR1240290
Kaeser	9.2136.0	PR2091250
Kaeser	9.2137.0	PR2091260
Kaeser	9.2138.0	PR2091270
Kaeser	9.2139.0	PR2091280
Kaeser	9.2140.0	PR2091290
Kaeser	9.2141.0	PR2091300
Kaeser	9.2142.0	PR2091310
Kaeser	9.2143.0	PR2091320
Kaeser	9.2144.0	PR2091330
Kaeser	9.2145.0	PR2091340
Kaeser	9.2146.0	PR2091350
Kaeser	9.2147.0	PR2091235
Kaeser	9.2148.0	PR2091236
Kaeser	9.2149.0	PR2091255
Kaeser	9.2150.0	PR1240300
Kaeser	9.2151.0	PR1240310
Kaeser	9.2152.0	PR1240320
Kaeser	9.2153.0	PR1240330
Kaeser	9.2154.0	PR1240340
Kaeser	9.2155.0	PR1240350
Kaeser	9.2156.0	PR1240360
Kaeser	9.2157.0	PR1240370
Kaeser	9.2158.0	PR1240380
Kaeser	9.2159.0	PR1240390
Kaeser	9.2161.0	PR2091370
Kaeser	9.2162.0	PR2091380
Kaeser	9.2163.0	PR2091390
Kaeser	9.2164.0	PR2091400
Kaeser	9.2165.0	PR2091410
Kaeser	9.2166.0	PR2091420
Kaeser	9.2167.0	PR2091430
Kaeser	9.2168.0	PR2091440
Kaeser	9.2169.0	PR2091450
Kaeser	9.2170.0	PR2091460
Kaeser	9.2171.0	PR2091470
Kaeser	9.2172.0	PR2091355
Kaeser	9.2173.0	PR2091356
Kaeser	9.2174.0	PR2091375
Kaeser	9.4812.0	PR1690700
Kaeser	9.4813.0	PR1690710
Kaeser	9.4814.0	PR1690720
Kaeser	9.4815.0	PR1690730
Kaeser	9.4816.0	PR1690740
Kaeser	9.4817.0	PR1690750
Kaeser	9.4818.0	PR1690760
Kaeser	9.4819.0	PR1690770
Kaeser	9.4820.0	PR1690780
Kaeser	9.4821.0	PR1690790
Kaeser	9.4822.0	PR1690800
Kaeser	9.4823.0	PR1690810
Kaeser	9.4824.0	PR1690100
Kaeser	9.4825.0	PR1690110
Kaeser	9.4826.0	PR1690120
Kaeser	9.4827.0	PR1690130
Kaeser	9.4828.0	PR1690140

Par Fit™ (cont'd)



144 Parker Direct Ltd

TREATMENT

3

COMPRESSED AIR & GAS

Filter element Competitor	Competitor part number	Parker replacement part number
Kaeser	9.4829.0	PR1690150
Kaeser	9.4830.0	PR1690160
Kaeser	9.4831.0	PR1690170
Kaeser	9.4832.0	PR1690180
Kaeser	9.4833.0	PR1690190
Kaeser	9.4834.0	PR1690200
Kaeser	9.4835.0	PR1690210
Kaeser	9.4836.0	PR1690100
Kaeser	9.4837.0	PR1690110
Kaeser	9.4838.0	PR1690120
Kaeser	9.4839.0	PR1690130
Kaeser	9.4840.0	PR1690140
Kaeser	9.4841.0	PR1690150
Kaeser	9.4842.0	PR1690160
Kaeser	9.4843.0	PR1690170
Kaeser	9.4844.0	PR1690180
Kaeser	9.4845.0	PR1690190
Kaeser	9.4846.0	PR1690200
Kaeser	9.4847.0	PR1690210
Kaeser	9.4860.0	PR1690300
Kaeser	9.4861.0	PR1690310
Kaeser	9.4862.0	PR1690320
Kaeser	9.4863.0	PR1690330
Kaeser	9.4864.0	PR1690340
Kaeser	9.4865.0	PR1690350
Kaeser	9.4866.0	PR1690360
Kaeser	9.4867.0	PR1690370
Kaeser	9.4868.0	PR1690380
Kaeser	9.4869.0	PR1690390
Kaeser	9.4870.0	PR1690400
Kaeser	9.4871.0	PR1690410
Kaeser	9.4884.0	PR1690500
Kaeser	9.4885.0	PR1690510
Kaeser	9.4886.0	PR1690520
Kaeser	9.4887.0	PR1690530
Kaeser	9.4888.0	PR1690540
Kaeser	9.4889.0	PR1690550
Kaeser	9.4890.0	PR1690560
Kaeser	9.4891.0	PR1690570
Kaeser	9.4892.0	PR1690580
Kaeser	9.4893.0	PR1690590
Kaeser	9.4894.0	PR1690600
Kaeser	9.4895.0	PR1690610
Walker Filtration Ltd	E01AC	PR1360700
Walker Filtration Ltd	E02AC	PR1360710
Walker Filtration Ltd	E103AC	PR1360800
Walker Filtration Ltd	E103X1	PR1360380
Walker Filtration Ltd	E103X25	PR1360180
Walker Filtration Ltd	E103X5	PR1360380
Walker Filtration Ltd	E103XA	PR1360580
Walker Filtration Ltd	E123AC	PR1360810
Walker Filtration Ltd	E123X1	PR1360390
Walker Filtration Ltd	E123X25	PR1360190
Walker Filtration Ltd	E123X5	PR1360390
Walker Filtration Ltd	E123XA	PR1360590
Walker Filtration Ltd	E1251AC	PR1360821



Par Fit™ (cont'd)



144 Parker Direct Ltd

Filter element Competitor	Competitor part number	Parker replacement part number
Walker Filtration Ltd	E1251X1	PR1360401
Walker Filtration Ltd	E1251X25	PR1360201
Walker Filtration Ltd	E1251X5	PR1360401
Walker Filtration Ltd	E1251XA	PR1360601
Walker Filtration Ltd	E125AC	PR1360820
Walker Filtration Ltd	E125X1	PR1360400
Walker Filtration Ltd	E125X25	PR1360200
Walker Filtration Ltd	E125X5	PR1360400
Walker Filtration Ltd	E125XA	PR1360600
Walker Filtration Ltd	E1261X1	PR1361190
Walker Filtration Ltd	E1261X25	PR1361090
Walker Filtration Ltd	E1261X5	PR1361190
Walker Filtration Ltd	E1261XA	PR1361290
Walker Filtration Ltd	E127AC	PR1360830
Walker Filtration Ltd	E127X1	PR1360410
Walker Filtration Ltd	E127X25	PR1360210
Walker Filtration Ltd	E127X5	PR1360410
Walker Filtration Ltd	E127XA	PR1360610
Walker Filtration Ltd	E1281X1	PR1361195
Walker Filtration Ltd	E1281X5	PR1361195
Walker Filtration Ltd	E1281XA	PR1361295
Walker Filtration Ltd	E128AC	PR1360840
Walker Filtration Ltd	E128X1	PR1360420
Walker Filtration Ltd	E128X25	PR1360220
Walker Filtration Ltd	E128X5	PR1360420
Walker Filtration Ltd	E128XA	PR1360620
Walker Filtration Ltd	E135X1	PR1360480
Walker Filtration Ltd	E135X5	PR1360480
Walker Filtration Ltd	E135XA	PR1360680
Walker Filtration Ltd	E137AC	PR1360880
Walker Filtration Ltd	E137X1	PR1360460
Walker Filtration Ltd	E137X25	PR1360260
Walker Filtration Ltd	E137X5	PR1360460
Walker Filtration Ltd	E137XA	PR1360660
Walker Filtration Ltd	E138AC	PR1360890
Walker Filtration Ltd	E138X1	PR1360470
Walker Filtration Ltd	E138X25	PR1360270
Walker Filtration Ltd	E138X5	PR1360470
Walker Filtration Ltd	E361AC	PR1361310
Walker Filtration Ltd	E361X1	PR1361110
Walker Filtration Ltd	E361X25	PR1361010
Walker Filtration Ltd	E361X5	PR1361110
Walker Filtration Ltd	E361XA	PR1361210
Walker Filtration Ltd	E371X1	PR1361120
Walker Filtration Ltd	E371X25	PR1361020
Walker Filtration Ltd	E371X5	PR1361120
Walker Filtration Ltd	E371XA	PR1361220
Walker Filtration Ltd	E50AC	PR1360720
Walker Filtration Ltd	E50X1	PR1360300
Walker Filtration Ltd	E50X25	PR1360100
Walker Filtration Ltd	E50X5	PR1360300
Walker Filtration Ltd	E50XA	PR1360500
Walker Filtration Ltd	E511X1	PR1361130
Walker Filtration Ltd	E511X25	PR1361030
Walker Filtration Ltd	E511X5	PR1361130
Walker Filtration Ltd	E511XA	PR1361230

Par Fit™ (cont'd)



144 Parker Direct Ltd

Filter element Competitor	Competitor part number	Parker replacement part number
Walker Filtration Ltd	E51AC	PR1360730
Walker Filtration Ltd	E51X1	PR1360310
Walker Filtration Ltd	E51X25	PR1360110
Walker Filtration Ltd	E51X5	PR1360310
Walker Filtration Ltd	E51XA	PR1360510
Walker Filtration Ltd	E52AC	PR1360740
Walker Filtration Ltd	E52X1	PR1360320
Walker Filtration Ltd	E52X25	PR1360120
Walker Filtration Ltd	E52X5	PR1360320
Walker Filtration Ltd	E52XA	PR1360520
Walker Filtration Ltd	E711AC	PR1361340
Walker Filtration Ltd	E711X1	PR1361140
Walker Filtration Ltd	E711X5	PR1361140
Walker Filtration Ltd	E711XA	PR1361240
Walker Filtration Ltd	E71AC	PR1360750
Walker Filtration Ltd	E71X1	PR1360330
Walker Filtration Ltd	E71X25	PR1360130
Walker Filtration Ltd	E71X5	PR1360330
Walker Filtration Ltd	E71XA	PR1360530
Walker Filtration Ltd	E731AC	PR1360910
Walker Filtration Ltd	E731X1	PR1360490
Walker Filtration Ltd	E731X5	PR1360490
Walker Filtration Ltd	E731XA	PR1360690
Walker Filtration Ltd	E73AC	PR1360760
Walker Filtration Ltd	E73X1	PR1360340
Walker Filtration Ltd	E73X25	PR1360140
Walker Filtration Ltd	E73X5	PR1360340
Walker Filtration Ltd	E73XA	PR1360540
Walker Filtration Ltd	E811AC	PR1361350
Walker Filtration Ltd	E811X1	PR1361150
Walker Filtration Ltd	E811X5	PR1361150
Walker Filtration Ltd	E811XA	PR1361250
Walker Filtration Ltd	E81AC	PR1360770
Walker Filtration Ltd	E81X1	PR1360350



Par Fit™ (cont'd)



144 Parker DirectLine

Filter element Competitor	Competitor part number	Parker replacement part number
Walker Filtration Ltd	E81X25	PR1360150
Walker Filtration Ltd	E81X5	PR1360350
Walker Filtration Ltd	E81XA	PR1360550
Walker Filtration Ltd	E821AC	PR1361360
Walker Filtration Ltd	E821X1	PR1361160
Walker Filtration Ltd	E821X25	PR1361060
Walker Filtration Ltd	E821X5	PR1361160
Walker Filtration Ltd	E821XA	PR1361260
Walker Filtration Ltd	E830AC	PR1360850
Walker Filtration Ltd	E830X1	PR1360430
Walker Filtration Ltd	E830X25	PR1360230
Walker Filtration Ltd	E830X5	PR1360430
Walker Filtration Ltd	E830XA	PR1360630
Walker Filtration Ltd	E831AC	PR1360790
Walker Filtration Ltd	E831X1	PR1360370
Walker Filtration Ltd	E831X25	PR1360170
Walker Filtration Ltd	E831X5	PR1360370
Walker Filtration Ltd	E831XA	PR1360570
Walker Filtration Ltd	E83A0	PR1360360
Walker Filtration Ltd	E83AC	PR1360780
Walker Filtration Ltd	E83X25	PR1360160
Walker Filtration Ltd	E83XA	PR1360560
Walker Filtration Ltd	E851X1	PR1361170
Walker Filtration Ltd	E851X5	PR1361170
Walker Filtration Ltd	E851XA	PR1361270
Walker Filtration Ltd	E86AC	PR1360860
Walker Filtration Ltd	E86X1	PR1360440
Walker Filtration Ltd	E86X25	PR1360240
Walker Filtration Ltd	E86X5	PR1360440
Walker Filtration Ltd	E86XA	PR1360640
Walker Filtration Ltd	E87AC	PR1360870
Walker Filtration Ltd	E87X25	PR1360250
Walker Filtration Ltd	E87XA	PR1360650

BUILD YOUR OWN AIRLINE ... JUST PLUG AND PLAY



Parker Transair®

Maybe you thought that installing a compressed air or inert gas supply system was complicated, difficult to maintain and expensive.

You might change your mind with a Transair system from Parker.

You can install the network yourself and configure it the way you want.

Easy to assemble and pull apart, a Transair system evolves to suit your changing needs.

Just add pressure and it's up and running.

For more information or to locate your nearest ParkerStore, visit www.parkerstore.com.



Apex Fluid Power Ltd.

Phone: 01228 511157

www.apexfluid.co.uk

Description:	<ul style="list-style-type: none"> • Transair® pipe diameter 16.5 to 40 mm.
Material:	<ul style="list-style-type: none"> • Aluminium.
Recommended fluids:	<ul style="list-style-type: none"> • Compressed air, vacuum, nitrogen, argon.
Operating pressure:	<ul style="list-style-type: none"> • 13 bar from -20°C to +60°C. • 16 bar from -20°C to +45°C.
Operating temperature:	<ul style="list-style-type: none"> • -20°C to +60°C.
Vacuum:	<ul style="list-style-type: none"> • 98.7 % (13 mbar absolute pressure).

Advantages:	<ul style="list-style-type: none"> • Lightweight. • Blue Qualicoat certified painting.
Benefits:	<ul style="list-style-type: none"> • Easy handling. • High resistance to corrosion.

1003 - Rigid Aluminium Pipe



152 Partner DirectLink

Part number	Tube Inside Diameter		Tube Outside Diameter	Length m	Weight kg	Quantity
	inch	mm	mm			
1003A17 04 00	1/2	13	16.5	3	0.660	10
1003A25 04 00	1	22	25	3	1.040	6
1003A40 04 00	1 1/2	37	40	3	1.200	6

- Description:**
- The Transair® pipe-to-pipe and stud connectors range provides versatility of design and helps to overcome constraints often encountered with the structure of industrial buildings.
- Material:**
- Engineering grade plastic.
- Recommended fluids:**
- Compressed air, vacuum, nitrogen, argon.
- Operating pressure:**
- 13 bar from -20°C to +60°C / 16 bar from -20°C to +45°C.
- Operating temperature:**
- -20°C to +60°C.
- Vacuum:**
- 98.7 % (13 mbar absolute pressure).

- Advantages:**
- Quick connection.
 - Full flow design.
 - Dismountable and reusable components.
 - Non inflammable materials (UL94-HB standard).

- Benefits:**
- High resistance to aggressive environments.

6602 - Equal elbow 90°



152 Parker DirectLink

Part number	DN mm	Weight kg	Quantity
6602 17 00	16.5	0.064	5
6602 25 00 50	25	0.125	20
6602 40 00 50	40	0.405	25

6612 - Elbow 45°



152 Parker DirectLink

Part number	DN mm	Weight kg	Quantity
6612 25 00	25	0.114	5
6612 40 00	40	0.370	5

6604 - Equal tee



152 Parker DirectLink

Part number	DN mm	Weight kg	Quantity
6604 17 00	16.5	0.100	2
6604 25 00	25	0.180	2
6604 40 00	40	0.585	2



6606 - Pipe-to-pipe connector



152 Parker DirectLink

Part number	DN mm	Weight kg	Quantity
6606 17 00	16.5	0.066	5
6606 25 00 50	25	0.130	25
6606 40 00 50	40	0.395	20

6625 - Vented End cap



152 Parker DirectLink

Part number	DN mm	Weight kg	Quantity
6625 17 00	16.5	0.146	1
6625 25 00	25	0.061	1
6625 40 00	40	0.190	1

6666 - Plug-in Reducer



152 Parker DirectLink

Part number	DN mm	Inside Diameter mm	Weight kg	Quantity
6666 17 25	25	16.5	0.052	1
6666 25 40	40	25	0.124	1

6605 - Male Stud Fitting BSP Taper



152 Parker DirectLink

Part number	DN mm	Thread BSPT	Weight kg	Quantity
6605 17 21	16.5	R1/2	0.110	1
6605 25 21	25	R1/2	0.160	1
6605 25 27	25	R3/4	0.175	1
6605 25 34	25	R1	0.232	1
6605 40 34	40	R1	0.600	1
6605 40 42	40	R1 1/4	0.530	1
6605 40 49	40	R1 1/2	0.624	1

6609 - Equal elbow 90° BSP Taper



152 Parker DirectLink

Part number	DN mm	Thread BSPT	Weight kg	Quantity
6609 17 21	16.5	R1/2	0.140	1
6609 25 21	25	R1/2	0.230	2
6609 25 27	25	R3/4	0.240	2
6609 40 42	40	R1 1/4	0.820	1
6609 40 49	40	R1 1/2	0.820	1

6639 - 1 Port 45° Threaded Wall Bracket Fem. Parallel.



152 Parker DirectLink

Part number	DN mm	Thread BSPT	Weight kg	Quantity
6639 17 21	16.5	G1/2	0.540	1
6639 25 21	25	G1/2	0.540	1

6682 - 2 Port 45° Threaded Wall Bracket Fem. Parallel.



152 Parker DirectLink

Part number	DN mm	Thread BSPT	Weight kg	Quantity
6682 17 21	16.5	G1/2	0.680	1
6682 25 21	25	G1/2	0.680	1

6695 - 3 Port Threaded Wall Bracket Fem. Parallel.



152 Parker DirectLink

Part number	DN mm	Thread BSPT	Weight kg	Quantity
6695 25 21	25	G1/2	0.740	1

- Description:**
- Transair® ball valves placed regularly throughout the network and at key locations, such as compressor outlets and upstream of pneumatic tools, allow ease of system isolation and pipe work reconfiguration / maintenance.
- Material:**
- Plated brass and engineering grade plastic.
- Recommended fluids:**
- Compressed air, vacuum, nitrogen, argon.
- Operating pressure:**
- 13 bar from -20°C to +60°C / 16 bar from -20°C to +45°C.
- Operating temperature:**
- -20°C to +60°C.
- Vacuum:**
- 98.7 % (13 mbar absolute pressure).

- Advantages:**
- Quick connection.
- Benefits:**
- Resistant to aggressive environments.

4002 - Double female valve

Part number	DN mm	Weight kg	Quantity
4002 40 00	40	0.655	2



152 Parker DirectLink

3

4089 - Double female, vented

Part number	DN mm	Weight kg	Quantity
4089 17 00	16.5	0.362	2
4089 25 00	25	1.08	2



152 Parker DirectLink

Description:

- Transair® accessories used for suspension of pipes, from walls, partitions, beams, cable trays, Canalis electrical installations, etc., vertically or horizontally.

Benefits:

- Easy adaptation for all pipework configurations.
- Perfectly adapted for use with Transair® networks.

6697 - Fixing Clip for rigid pipe



152 Parker DirectLink

Part number	DN mm	Thread Metric	Weight kg	Quantity
6697 17 00	16.5	M6x1	0.027	15
6697 25 00 50	25	M6x1	0.030	60
6697 40 00 50	40	M6x1	0.035	60

6697 - Clip Adaptor for threaded rod



152 Parker DirectLink

Part number	Thread Metric	Weight kg	Quantity
6697 00 01	M8x1.25	0.035	15
6697 00 02	M10x1.5	0.055	15

6698 - Pipe Cutter for rigid aluminium pipe



152 Parker DirectLink

Part number	Weight kg	Quantity
6698 03 01	0.886	1

EW08 - Spare Rotary cutter blade



152 Parker DirectLink

Part number	Weight kg	Quantity
EW08 00 99	0.01	2

6698 - Chamfer Tool for rigid aluminium pipe



152 Parker DirectLink

Part number	Weight kg	Quantity
6698 04 01	0.1	1

6698 - Deburring Tool for rigid aluminium pipe



152 Parker DirectLink

Part number	Weight kg	Quantity
6698 04 02	0.026	5

6698 - Marking Tool



152 Parker DirectLink

Part number	Weight kg	Quantity
6698 04 03	0.042	1

NITROGEN IS ESSENTIAL FOR THE LIFE OF YOUR TYRES



Parker TyreSaver™

By replacing the air in your vehicle's tyres with nitrogen, you can reduce your fuel consumption by up to 7% and increase the life of your tyre by up to 25%.

You can also improve the safety of your vehicles and your passengers.

Parker offers a complete range of tyre inflation systems that produce nitrogen from compressed air. Install one today and start reducing your operating costs.

For more information or to locate your nearest ParkerStore, visit www.parkerstore.com.



Apex Fluid Power Ltd.

Phone: 01228 511157

www.apexfluid.co.uk

Description:	<ul style="list-style-type: none"> Nitrogen tyre inflator, the cost-effective, reliable and safe solution for inflating wide-ranging vehicle tyres.
Operating temperature:	<ul style="list-style-type: none"> From -20 to +50°C.
Capacity Nitrogen (N2):	<ul style="list-style-type: none"> 3100 NI/hr at 20°C average at 10 bar g inlet pressure.
Min. air inlet pressure:	<ul style="list-style-type: none"> 5 to 11 bar g.
Applications:	<ul style="list-style-type: none"> Nitrogen tyre inflation keeps tyres at a constant pressure for a longer period, reducing CO₂ emission, increasing safety and handling.
Advantages:	<ul style="list-style-type: none"> Robust, lightweight and mobile.
Benefits:	<ul style="list-style-type: none"> Convenient and safe. Helps increasing customer loyalty. Low investment costs. Fast ROI.

TyreSaver™



198 Parker DirectLink

Part number	Type
159.004787	Standard version
159.005304	incl. pressure gauge add on, obligatory for France, Germany, Austria, Switzerland, Portugal and Czech Republic.
159.004785	TyreSaver™ 3.0 cartridge



WATER IN THE WRONG PLACE MEANS TROUBLE...



Parker Hiross Zander

Eliminating condensation and moisture from your air distribution network is essential. Hiross Zander dryers from Parker use cold regenerated absorption technology to bring you unmatched results by reducing residual moisture at a pressure dewpoint down to -70°C and residual oil fraction down to 0.003 mg/m^3 . They're highly cost-effective and simple to use. Just connect the dryer to your air network, power up and away you go. Your ParkerStore will guide you to the technology expert.

For more information or to locate your nearest ParkerStore, visit www.parkerstore.com.



Apex Fluid Power Ltd.

Phone: 01228 511157

www.apexfluid.co.uk



Push-Lok® - p. 416



Python Multi-purpose Hose - p. 434

Rubber Hose & Fittings

61 <small>Parker Direct Link</small>	● Pneumatic/Water Hose & Fittings	416
---	---	-----

Industrial Hose & Couplings

62 <small>Parker Direct Link</small>	● Water Hose	423
62 <small>Parker Direct Link</small>	● Air Hose	426
62 <small>Parker Direct Link</small>	● Ducting Hose	428
62 <small>Parker Direct Link</small>	● Hot Water and Steam Hose	429
62 <small>Parker Direct Link</small>	● Acid and Chemical Hose	432
62 <small>Parker Direct Link</small>	● Multi-purpose Hose	433
62 <small>Parker Direct Link</small>	● Food and Beverage Hose	436
62 <small>Parker Direct Link</small>	● Gas Hose	439
62 <small>Parker Direct Link</small>	● Oil and Fuel Hose	441
62 <small>Parker Direct Link</small>	● Automotive hose	445
62 <small>Parker Direct Link</small>	● Automotive and Boat Hose	446
62 <small>Parker Direct Link</small>	● Agricultural Spray Hose	447
62 <small>Parker Direct Link</small>	● Material Handling Hose	448

Construction:	<ul style="list-style-type: none"> • Tube: synthetic rubber. • Reinforcement: high tensile textile layer. • Cover: high performance synthetic rubber in different colours.
Recommended fluids:	<ul style="list-style-type: none"> • Air, dry air, water, water-oil emulsions and water-glycol emulsions.
Operating temperature:	<ul style="list-style-type: none"> • From -40°C up to +100°C. (Air max. +70°C, Water max. +85°C).
Burst pressure:	<ul style="list-style-type: none"> • Operating pressure × 4.
Fitting series:	<ul style="list-style-type: none"> • 82.
Applications:	<ul style="list-style-type: none"> • All markets e. g. low pressure shopfloor air systems, pneumatic systems and general industrial and maintenance applications. • Paper and Pulp: for water / air applications. • Not permitted for use in air brake systems. Not suitable for high dynamic pulsation systems. • Not recommended for motor fuels (petrol, diesel etc.). • Not recommended for mineral based hydraulic and lubricating oils.
Advantages:	<ul style="list-style-type: none"> • Very flexible, wide range of colours, available up to size -16.
Benefits:	<ul style="list-style-type: none"> • Low-price product for applications within smooth environmental conditions.

801 - Push-Lok® hose for a variety of applications

4



61 Parker Direct Link

Part number	Hose Inside Diameter				Outside Diameter mm	Operating Pressure		Bend radius mm	Vacuum kPa
	DN	inch	Size	mm		psi	Mpa		
801-4-XXX-RL	6	1/4	-04	6.3	12.7	350	2.4	65	95
801-6-XXX-RL	10	3/8	-06	9.5	15.9	350	2.4	75	95
801-8-XXX-RL	12	1/2	-08	12.7	19.8	300	2.1	125	95
801-10-XXX-RL	16	5/8	-10	15.9	23.0	300	2.1	150	51
801-12-XXX-RL	20	3/4	-12	19.1	26.2	300	2.1	180	51
801-16-XXX-RL	25	1	-16	25.4	32.5	200	1.4	250	51

Note: when ordering, specify Push-Lok® hose part number, followed by size, followed by colour.

Example: with 801-4-XXX-RL XXX => BLK = black, BLU = blue, RED = red, GRN = green.

Example: 801-4-GRN-RL (green), RL = only available on reels, 801-16-RL is only available in grey or black.

INDUSTRIAL HOSE



Apex Fluid Power Ltd.

Construction:	<ul style="list-style-type: none"> • Tube: nitrile (NBR) • Reinforcement: High tensile textile layer. • Cover: High performance synthetic rubber in different colours.
Recommended fluids:	<ul style="list-style-type: none"> • Mineral based hydraulic and lubricating oils, coolant, antifreeze, air, water and water-oil emulsions.
Operating temperature:	<ul style="list-style-type: none"> • From -40°C up to +100°C. (Air max. +70°C, Water max. +85°C).
Burst pressure:	<ul style="list-style-type: none"> • Operating pressure x 4.
Fitting series:	<ul style="list-style-type: none"> • 82.
Applications:	<ul style="list-style-type: none"> • For a wide range of fluids. • Not permitted for use in air brake systems. Not suitable for high dynamic pulsation systems. • Not recommended for motor fuels (petrol, diesel etc.)
Advantages:	<ul style="list-style-type: none"> • Max. Operating pressure up to 2.4 MPa, high temperature level for petroleum based fluids, nitrile (NBR) inner tube - extended fluid compatibility.
Benefits:	<ul style="list-style-type: none"> • Ideal for petroleum based fluids.

831 - Push-Lok® hose



61 Parker Direct Line

Part number	Hose Inside Diameter				Outside Diameter mm	Operating Pressure		Bend radius mm	Vacuum kPa
	DN	inch	Size	mm		psi	Mpa		
831-4-XXX-RL	6	1/4	-04	6.3	12.7	350	2.4	65	9.7
831-6-XXX-RL	10	3/8	-06	9.5	15.9	300	2.0	75	8.3
831-8-XXX-RL	12	1/2	-08	12.7	19.8	300	2.0	130	8.3
831-10-XXX-RL	16	5/8	-10	15.9	23.0	300	2.0	150	8.3
831-12-XXX-RL	20	3/4	-12	19.1	26.2	300	2.0	180	8.3

The vacuum values listed in the table are vacuum pressure values in kPa.
For an absolute value subtract the table value from 101 kPa.
Note: when ordering, specify Push-Lok® hose part number, followed by size, followed by colour.
Example: 831-4-XXX-RL XXX => BLK = black, BLU = blue, RED = red, GRN = green.
Example: 831-4-GRN-RL (green), RL = only available on reels.

Construction:	<ul style="list-style-type: none"> • Tube: synthetic PKR rubber. • Reinforcement: high tensile textile layer. • Cover: blue synthetic PKR rubber
Recommended fluids:	<ul style="list-style-type: none"> • Mineral based hydraulic and lubricating oils, coolant, antifreeze, air, water and water-oil-emulsions.
Operating temperature:	<ul style="list-style-type: none"> • From -48°C up to +150°C. (Air max. +100°C, Water max. +85°C).
Fitting series:	<ul style="list-style-type: none"> • 82.
Applications:	<ul style="list-style-type: none"> • Special high temperature applications. • Not permitted for use in air brake systems. Not suitable for high dynamic pulsation systems. • Not recommended for fuels (petrol, diesel, etc.)

Advantages:	<ul style="list-style-type: none"> • Max. oil temperature up to +150°C, blue hose cover.
Benefits:	<ul style="list-style-type: none"> • Ideal for applications with high oil temperatures.

836 - Push-Lok® hose

Part number	Hose Inside Diameter				Outside Diameter mm	Operating Pressure		Bend radius mm	Vacuum kPa
	DN	inch	Size	mm		psi	Mpa		
836-4-RL	6	1/4	-04	6.3	12.7	250	1.7	65	6.8
836-6-RL	10	3/8	-06	9.5	15.7	250	1.7	75	6.8
836-8-RL	12	1/2	-08	12.7	19.8	250	1.7	130	6.8
836-10-RL	16	5/8	-10	15.9	23.1	250	1.7	150	6.8
836-12-RL	20	3/4	-12	19.1	26.2	250	1.7	180	6.8

The vacuum values listed in the table are vacuum pressure values in kPa.
For an absolute value subtract the table value from 101 kPa.
RL = only available on reels.



61 Parker Direct Link

4

INDUSTRIAL HOSE

- Material: • Cr (VI)-free, Brass (B) and Stainless Steel (C).
- For hose type: • 801, 831, 836.

C3 - Female metric - light series - swivel - straight (ball nose)



61 Parker Direct Link

Part number	Hose Inside Diameter				Thread Metric
	DN	inch	Size	mm	
3C382-6-4	6	1/4	-04	6.3	M12x1.5
3C382-6-4BK	6	1/4	-04	6.3	M12x1.5
3C382-8-4	6	1/4	-04	6.3	M14x1.5
3C382-8-4BK	6	1/4	-04	6.3	M14x1.5
3C382-10-4	6	1/4	-04	6.3	M16x1.5
3C382-10-6	10	3/8	-06	9.5	M16x1.5
3C382-10-6B	10	3/8	-06	9.5	M18x1.5
3C382-12-6	10	3/8	-06	9.5	M18x1.5
3C382-15-8	12	1/2	-08	12.7	M22x1.5
3C382-15-8B	12	1/2	-08	12.7	M22x1.5
3C382-15-10	16	5/8	-10	15.9	M22x1.5
3C382-18-10	16	5/8	-10	15.9	M26x1.5
3C382-18-10BK	16	5/8	-10	15.9	M26x1.5
3C382-22-12	20	3/4	-12	19.1	M30x2
3C382-22-12B	20	3/4	-12	19.1	M30x2
3C382-28-16BK	25	1	-16	25.4	M36x2

4

C4 - Female metric - light series - swivel - 45° elbow (ball nose)



61 Parker Direct Link

Part number	Hose Inside Diameter				Thread Metric
	DN	inch	Size	mm	
3C482-6-4	6	1/4	-04	6.3	M12x1.5
3C482-8-4	6	1/4	-04	6.3	M14x1.5
3C482-10-6	10	3/8	-06	9.5	M16x1.5
3C482-12-6	10	3/8	-06	9.5	M18x1.5
3C482-15-8	12	1/2	-08	12.7	M22x1.5
3C482-15-8B	12	1/2	-08	12.7	M22x1.5
3C482-18-10	16	5/8	-10	15.9	M26x1.5
3C482-22-12	20	3/4	-12	19.1	M30x2

INDUSTRIAL HOSE

C5 - Female metric - light series - swivel - 90° elbow (ball nose)



61 Parker DirectLink

Part number	Hose Inside Diameter				Thread Metric
	DN	inch	Size	mm	
3C582-6-4	6	1/4	-04	6.3	M12x1.5
3C582-8-4	6	1/4	-04	6.3	M14x1.5
3C582-8-4B	6	1/4	-04	6.3	M14x1.5
3C582-10-6	10	3/8	-06	9.5	M16x1.5
3C582-12-6	10	3/8	-06	9.5	M18x1.5
3C582-12-6B	10	3/8	-06	9.5	M18x1.5
3C582-15-8	12	1/2	-08	12.7	M22x1.5
3C582-15-8B	12	1/2	-08	12.7	M22x1.5
3C582-18-10	16	5/8	-10	15.9	M26x1.5
3C582-18-10B	16	5/8	-10	15.9	M26x1.5
3C582-22-12	20	3/4	-12	19.1	M30x2
3C582-22-12B	20	3/4	-12	19.1	M30x2

4 D0 - Male metric 24° - light series - straight



61 Parker DirectLink

Part number	Hose Inside Diameter				Thread Metric
	DN	inch	Size	mm	
3D082-6-4	6	1/4	-04	6.3	M12x1.5
3D082-10-6B	10	3/8	-06	9.5	M16x1.5
3D082-12-6	10	3/8	-06	9.5	M18x1.5
3D082-15-8	12	1/2	-08	12.7	M22x1.5
3D082-15-8B	12	1/2	-08	12.7	M22x1.5
3D082-18-10	16	5/8	-10	15.9	M26x1.5

92 - Female BSP parallel pipe - swivel - straight (60° cone)



61 Parker DirectLink

Part number	Hose Inside Diameter				Thread BSPP
	DN	inch	Size	mm	
39282-4-4	6	1/4	-04	6.3	1/4x19
39282-6-6	10	3/8	-06	9.5	3/8x19
39282-8-8	12	1/2	-08	12.7	1/2x14
39282-8-8B	12	1/2	-08	12.7	1/2x14
39282-10-10	16	5/8	-10	15.9	5/8x14
39282-12-12	20	3/4	-12	19.1	3/4x14
39282-12-12B	20	3/4	-12	19.1	3/4x14

INDUSTRIAL HOSE

B2 - Female BSP parallel pipe - swivel - 90° elbow (60° cone)



61 Parker Direct Link

Part number	Hose Inside Diameter			Thread BSPP	
	DN	inch	Size		
3B282-4-4	6	1/4	-04	6.3	1/4x19
3B282-6-6	10	3/8	-06	9.5	3/8x19
3B282-8-8	12	1/2	-08	12.7	1/2x14
3B282-8-8B	12	1/2	-08	12.7	1/2x14
3B282-12-12B	20	3/4	-12	19.1	3/4x14

D9 - Male BSP parallel pipe - straight (60° cone)



61 Parker Direct Link

Part number	Hose Inside Diameter			Thread BSPP	
	DN	inch	Size		
3D982-4-4	6	1/4	-04	6.3	1/4x19
3D982-4-4B	6	1/4	-04	6.3	1/4x19
3D982-6-6	10	3/8	-06	9.5	3/8x19
3D982-6-6B	10	3/8	-06	9.5	3/8x19
3D982-8-8	12	1/2	-08	12.7	1/2x14
3D982-8-8B	12	1/2	-08	12.7	1/2x14
3D982-12-12	20	3/4	-12	19.1	3/4x14
3D982-12-12B	20	3/4	-12	19.1	3/4x14



06/68 - Female - JIC 37° / SAE 45° - dual flare - straight



61 Parker Direct Link

Part number	Hose Inside Diameter				Thread UNF
	DN	inch	Size	mm	
30682-4-4-SM	6	1/4	-04	6.3	7/16x20
30682-4-4B	6	1/4	-04	6.3	7/16x20
30682-5-4B	6	1/4	-04	6.3	1/2x20
30682-6-6-SM	10	3/8	-06	9.5	9/16x18
30682-6-6B-SM	10	3/8	-06	9.5	9/16x18
30682-10-8B	12	1/2	-08	12.7	7/8x14
30682-10-10-SM	16	5/8	-10	15.9	7/8x14
30682-12-12-SM	20	3/4	-12	19.1	1-1/16x12

49 - Banjo union DIN 7642



61 Parker Direct Link

Part number	Hose Inside Diameter				Banjo Inside Diameter
	DN	inch	Size	mm	mm
34982-8-4	6	1/4	-04	6.3	36
34982-10-4	6	1/4	-04	6.3	38
34982-12-4	6	1/4	-04	6.3	40
34982-14-4	6	1/4	-04	6.3	42
34982-10-6	10	3/8	-06	9.5	42
34982-12-6	10	3/8	-06	9.5	44
34982-14-6	10	3/8	-06	9.5	47
34982-16-6	10	3/8	-06	9.5	49
34982-17-6	10	3/8	-06	9.5	49
34982-18-8	12	1/2	-08	12.7	55
34982-22-10	16	5/8	-10	15.9	68
34982-26-12	20	3/4	-12	19.1	74

INDUSTRIAL HOSE



- Construction:**
- Tube: black, smooth SBR rubber.
 - Reinforcement: synthetic textile yarns.
 - Cover: red, smooth, abrasion, ageing and weather-resistant SBR/EPDM rubber.
- Operating temperature:**
- From -30°C to +80°C.
- Applications:**
- Suitable for discharge of water and non-aggressive liquids in many industrial and agricultural applications.

- Advantages:**
- Premium rubber hose.
- Benefits:**
- Flexible and long lasting.

PRESS NR/L 12



62 Parker Direct Link

Part number	Inside Diameter mm	Outside Diameter mm	Operating Pressure	
			bar	psi
IH30111460/40	13	19	12	170
IH30111461/40	16	23	12	170
IH30111462/40	19	26	12	170
IH30111477/40	25	33	12	170

PRESS N/L 10



62 Parker Direct Link

Part number	Inside Diameter mm	Outside Diameter mm	Operating Pressure	
			bar	psi
IH30101001/100	8	15	10	150
IH30101002/100	10	15	10	150
IH30101004/100	12	17	10	150
IH30101005/100	13	19	10	150
IH30101006/100	15	21	10	150
IH30101007/100	16	23	10	150
IH30101008/80	19	26	10	150
IH30101009/80	20	30	10	150
IH30101010/80	22	30	10	150
IH30101011/50	25	33	10	150
IH30101012/50	25	35	10	150
IH30101013/40	30	42	10	150
IH30101014/40	32	44	10	150

Construction:

- Tube: black, smooth SBR rubber.
- Reinforcement: synthetic textile fabrics and embedded steel wire helix.
- Cover: black, abrasion, ageing and weather-resistant SBR rubber.

Operating temperature:

- From -30°C to +80°C.

Applications:

- Suction and delivery of water and non-aggressive liquids. It is recommended for loading and discharge of storage tanks, tankers, for irrigation and for all applications where a flexible and easy-to-handle hose is required.


Advantages:

- Light and flexible construction.

Benefits:

- Suction and delivery hose, easy to handle.

BEVERA 10



62 Parker
InterLock

Part number	Inside Diameter mm	Outside Diameter mm	Operating Pressure	
			bar	psi
IH36214050/40	25.0	35.0	10	150
IH36214052/40	32.0	42.0	10	150
IH36214054/40	38.0	48.0	10	150
IH36214058/40	50.0	60.0	10	150
IH36214060/40	60.0	71.0	10	150
IH36214061/40	63.5	75.0	10	150
IH36214064/20	75.0	86.5	10	150
IH36214068/20	100.0	114.0	10	150
IH36211010/20	125.0	140.0	10	150
IH36211050/10	150.0	170.0	10	150

- Construction:**
- Tube: black, smooth PVC.
 - Reinforcement: synthetic textile yarns.
 - Cover: blue, highly abrasion and weather-resistant smooth PVC.
- Operating temperature:**
- From -15°C to +60°C.
- Applications:**
- Medium duty, flat wrappable hose occupying a minimum amount of space, suitable for delivery under pressure of water and non-aggressive liquids in agriculture, in the building industry, in mining and in industry in general.

- Advantages:**
- Flat rollable hose.
- Benefits:**
- Requires only small storage space and is easy to handle.

APERFLAT/MB



62 Parker Direct Link

Part number	Inside Diameter mm	Operating Pressure	
		bar	psi
IH35653025/100	25.0	8	120
IH35653032/100	32.0	8	120
IH35653038/100	38.0	8	120
IH35653040/100	40.0	8	120
IH35653051/100	51.0	8	120
IH35653063/100	63.5	8	120
IH35653075/100	75.0	8	120
IH35653090/100	90.0	8	120
IH35653100/100	100.0	8	120
IH35653150/100	150.0	3	40
IH35653200/100	200.0	3	40

- Construction:**
- Flexible hose having an off-white, rigid PVC spiral embedded in a transparent green, flexible PVC wall.
- Operating temperature:**
- -10°C to +60°C.
- Applications:**
- For suction and delivery of water for irrigation, liquid fertilisers and general industrial uses.
- Advantages:**
- Special design of the PVC helix for max. performance.
- Benefits:**
- High quality light weight suction hose.

MULTIREX




62 Parker Direct Link

Part number	Inside Diameter mm	Operating Pressure		Wall thickness mm
		bar	psi	
IH35600025/50	25	7	100	3.0
IH35600030/50	30	6	90	3.1
IH35600040/50	40	6	90	3.7
IH35600050/50	50	5	70	4.0
IH35600080/50	80	4	60	4.7
IH35600100/25	100	4	60	5.0

- Construction:**
- Tube: black, smooth SBR rubber.
 - Reinforcement: synthetic textile yarns.
 - Cover: black, high abrasion and weather-resistant, smooth SBR/EPDM rubber compound.
- Operating temperature:**
- From -30°C to +80°C.
- Applications:**
- Suitable for delivery of compressed air, water and non-aggressive fluids for a wide range of industrial applications.
 - This hose when used for air compressors is resistant to traces of oil mist.

- Advantages:**
- Robust and flexible hose.
- Benefits:**
- For tough environments.

AIR SP 318 N/L 15



62 Parker Direct Link

Part number	Inside Diameter mm	Outside Diameter mm	Operating Pressure	
			bar	psi
IH30311470/40	6	12	15	220
IH30311474/40	8	15	15	220
IH30311476/40	9	16	15	220
IH30311478/40	10	17	15	220
IH30311480/40	13	21	15	220
IH30311484/40	19	29	15	220
IH30311489/40	25	35	15	220

4

INDUSTRIAL HOSE

- Construction:**
- Tube: black, smooth SBR rubber.
 - Reinforcement: synthetic textile yarns.
 - Cover: black, high abrasion and weather-resistant, smooth SBR/EPDM rubber compound.
- Operating temperature:**
- From -30°C to +80°C.
- Applications:**
- Suitable for compressed air with minimum oil mist mixture and also for some non-aggressive fluids in a wide range of industrial applications.

- Advantages:**
- Robust and flexible hose.
- Benefits:**
- For tough environments.

PRESS N/L 20



62 Parker Direct Link

Part number	Inside Diameter mm	Outside Diameter mm	Operating Pressure	
			bar	psi
IH30302001/100	6	14	20	300
IH30302003/100	8	17	20	300
IH30302008/100	10	19	20	300
IH30302009/100	13	23	20	300
IH30302010/80	16	26	20	300
IH30312073/40	19	29	20	300
IH30302004/80	19	30	20	300
IH30302006/40	25	37	20	300

- Construction:**
- Tube: black, oil mist resistant, smooth SBR/NBR rubber.
 - Reinforcement: synthetic textile fabrics.
 - Cover: black, abrasion, ageing and weather-resistant SBR rubber.
- Operating temperature:**
- From -30°C to +80°C.
- Applications:**
- Suitable for compressed air tools in factories and designed for quarries, building and mining industries. Resistant to traces of oil mist.

- Advantages:**
- Strong and flexible hose.
- Benefits:**
- Heavy duty construction for long life.

MINIERA 20



62 Parker Direct Link

Part number	Inside Diameter mm	Outside Diameter mm	Operating Pressure	
			bar	psi
IH36341113/40	19	30	20	300
IH36341106/40	32	46	20	300
IH36341121/40	38	46	20	300
IH36341114/40	50	66	20	300

4

- Construction:**
- Tube: black, smooth SBR rubber compound.
 - Reinforcement: synthetic textile yarns.
 - Cover: black, ribbed, abrasion, ageing and weather-resistant SBR/EPDM rubber compound.
- Operating temperature:**
- From -30°C to +80°C.
- Conform to:**
- UNI EN ISO 1307/97.
- Applications:**
- Suitable for discharge of water, compressed air and non-aggressive liquids in many industrial and agricultural applications.
- Advantages:**
- Abrasion resistant, ripped cover.
- Benefits:**
- Developed for tough environments.

PRESCORD N/RE 10 - 20



62 Parker Direct Link

Part number	Inside Diameter mm	Outside Diameter mm	Operating Pressure	
			bar	psi
IH30112139/100	15	21	6	90
IH30112133/50	25	33	6	90
IH30116062/100	8	15	10	150
IH30116063/100	10	17	10	150
IH30112104/100	15	23	10	150
IH30112138/50	20	30	10	150
IH30112134/50	25	35	10	150
IH30112113/100	12	21	20	300
IH30112135/50	19	30	20	300

- | | |
|------------------------|---|
| Construction: | <ul style="list-style-type: none"> • Flexible hose having a grey, rigid PVC spiral embedded in a metalised grey, flexible PVC wall. • Externally corrugated, smooth inner surface. |
| Operating temperature: | <ul style="list-style-type: none"> • From -15°C to +60°C. |
| Applications: | <ul style="list-style-type: none"> • Suitable for suction of air, sac dust, fumes, saw-dust and wood-shavings. • Also suitable for the centralised suction equipment in wood, textile, china and welding equipment. • It is also suitable for use on agricultural machinery. |
| Advantages: | <ul style="list-style-type: none"> • Absolutely concentric, special helix. |
| Benefits: | <ul style="list-style-type: none"> • Light construction for strong demands. |

ASPIREX



62 Parker Direct Link

Part number	Inside Diameter mm
IH35562019/50	19.0
IH35560020/50	20.0
IH35560025/50	25.0
IH35560030/50	30.0
IH35562032/50	32.0
IH35560035/50	35.0
IH35562038/50	38.0
IH35560040/50	40.0
IH35560045/50	45.0
IH35560050/50	50.0
IH35562051/50	51.0
IH35560060/50	60.0
IH35560070/50	70.0
IH35562075/50	75.0
IH35560080/50	80.0
IH35560090/30	90.0
IH35560100/30	100.0
IH35561110/30	110.0
IH35560120/30	120.0
IH35560130/30	130.0
IH35560150/30	150.0
IH35560200/15	200.0


4

INDUSTRIAL HOSE



- Construction:**
- Tube: black, smooth, heat-resistant EPDM rubber.
 - Reinforcement: synthetic textile fabrics or yarns.
 - Cover: black, smooth, heat, ageing and weather-resistant EPDM rubber.
- Operating temperature:**
- From -40°C to +100°C.
- Applications:**
- Designed for cooling systems of automotive engines and stationary engines.
- Advantages:**
- Special design to in-house standard.
- Benefits:**
- Suitable hose for MRO.

RADIOR 3




62 Parker Direct Link

Part number	Inside Diameter	Outside Diameter	Operating Pressure	
	mm	mm	bar	psi
IH36830095/40	10	16.0	3	40
IH36830096/40	12	18.0	3	40
IH36830097/40	15	21.0	3	40
IH36830101/40	18	24.5	3	40
IH36830102/40	20	26.5	3	40
IH36830103/40	22	28.5	3	40
IH36830104/40	25	32.0	3	40
IH36830105/40	28	36.0	3	40
IH36830106/40	30	38.0	3	40
IH36830107/40	32	40.0	3	40
IH36830108/40	35	43.0	3	40
IH36830109/40	38	47.0	3	40
IH36830110/40	40	49.0	3	40
IH36830111/40	42	51.0	3	40
IH36830112/40	45	54.0	3	40
IH36831023/40	48	57.0	3	40
IH36830113/40	50	60.0	3	40
IH36830114/40	55	65.0	3	40
IH36830115/40	60	70.0	3	40
IH36830116/20	65	76.0	3	40
IH36830117/20	70	81.0	3	40
IH36831022/20	75	86.0	3	40
IH36830118/20	80	92.0	3	40
IH36830119/20	90	102.0	3	40
IH36830120/20	100	113.0	3	40

- Construction:**
- Tube: black, smooth, heat-resistant EPDM rubber compound according to DIN 73411 - 1996.
 - Reinforcement: synthetic textile fabric yarns.
 - Cover: black, smooth, wrapped finish, heat, ageing and weather-resistant EPDM rubber compound according to DIN 73411 - 1996.
- Operating temperature:**
- From -40°C to +125°C.
- Applications:**
- Designed for cooling systems of automotive engines and stationary engines and for refrigerant systems. Also available as 1 metre cut lengths.
- Advantages:**
- Hose according to DIN 73411-1996 Standard.
- Benefits:**
- Operating pressure 6 bar and operating temperature +125°C.

RADIOR DIN 6



62 Parker
DIN EN 10206

Part number	Inside Diameter mm	Outside Diameter mm	Operating Pressure	
			bar	psi
IH30836101/40	10.0	17	6	90
IH30836102/40	12.0	19	6	90
IH30836104/40	15.0	22	6	90
IH30836105/40	16.0	23	6	90
IH30836106/40	18.0	25	6	90
IH30836107/40	20.0	27	6	90
IH30836108/40	22.0	29	6	90
IH30836109/40	25.0	34	6	90
IH36836111/40	30.0	38	6	90
IH36836112/40	32.0	40	6	90
IH36836113/40	35.0	43	6	90
IH36836121/20	55.0	65	6	90
IH36836122/20	60.0	70	6	90
IH36836124/20	65.0	76	6	90
IH36836125/20	70.0	81	6	90
IH36836126/20	75.0	86	6	90
IH36836128/20	80.0	92	6	90
IH36836129/20	90.0	102	6	90
IH36836130/20	100.0	113	6	90
IH36836131/20	110.0	123	6	90

4

INDUSTRIAL HOSE



- Construction:**
- Tube: smooth, black, EPDM rubber, resistant to superheated and saturated steam.
 - Reinforcement: high tensile steel cord.
 - Cover: smooth, black, EPDM rubber, resistant to heat, ageing, abrasion and weathering.
- Operating temperature:**
- From -40°C to +210°C.
- Performance:**
- Conforms to EN ISO 6134.
- Applications:**
- Suitable for high pressure saturated and superheated steam in cleaning and sterilisation applications, fire prevention and general industrial use.

- Advantages:**
- Hose to EN ISO 6134.
- Benefits:**
- Resistant to saturated and overheated steam.

VIGOR/2 EN ISO 6134 Type 2/A




Part number	Inside Diameter	Outside Diameter	Operating Pressure	
	mm	mm	bar	psi
IH36801700/40	13	25	18	260
IH36801701/40	16	30	18	260
IH36801702/40	19	33	18	260
IH36801703/40	25	40	18	260
IH36801704/40	32	48	18	260
IH36801706/40	51	69	18	260

- Construction:**
- Tube: smooth, black colour antistatic EPM rubber.
 - Reinforcement: synthetic textile fabrics, embedded steel wire helix and built-in copper wires to facilitate the electrical connection between the hose and the end couplings.
 - Cover: smooth, antistatic ($R < 1 \text{ M}\Omega/\text{m}$) black colour, abrasion, and weather resistant EPDM rubber.
- Operating temperature:**
- From -35°C to $+100^\circ\text{C}$.
- Conform to:**
- EN 12115.
- Applications:**
- Designed for suction and delivery of highly aggressive chemicals according to our chemical resistance table and EN 12115.

- Advantages:**
- Hose to EN 12115.
- Benefits:**
- Premium EPM rubber for good chemical resistance.

POLIAX D SM EN 12115




62 Parker Direct Link

Part number	Inside Diameter mm	Outside Diameter mm	Operating Pressure	
			bar	psi
IH36810111/40	19.0	31	16	230
IH36810112/40	25.0	37	16	230
IH36810113/40	32.0	44	16	230
IH36810114/40	38.0	51	16	230
IH36810115/40	50.0	66	16	230
IH36810116/40	63.5	79	16	230
IH36810117/40	75.0	91	16	230

- Construction:**
- Tube: translucent, smooth, non-conductive (POLIAX UPE SM EN 12115) ultra high molecular weight polyethylene (UHMWPE) or black, conductive (POLIAX UPE CON SM EN 12115).
 - Reinforcement: synthetic textile fabrics, embedded steel wire helix and built-in copper wires to allow the electrical connection between hose and couplings.
 - Cover: black, antistatic ($R < 1 \text{ M}\Omega/\text{m}$) EPDM rubber compound, heat, abrasion, ageing and weather resistant.
- Operating temperature:**
- From -15°C to $+100^\circ\text{C}$. For aggressive chemicals and solvents the hose is intended to be used at room temperature. The hose can be cleaned and sterilised with standard detergents or steam.
- Conform to:**
- EN 12115.
- Applications:**
- Suitable for suction and delivery of a wide range of highly aggressive chemicals such as most industrial acids, alkalis, oils, fuels and solvents. Suitable for suction and delivery of all foodstuffs containing also animal or vegetable fats and oils, according to national and international norms. Refer to the Chemical Resistant Chart to determine compatibility with specific chemicals. For severe or special applications (tighter bending radius) or if in doubt, please contact us.

POLIAX UPE SM EN 12115



62 Parker Direct Link

Part number	Inside Diameter mm	Outside Diameter mm	Operating Pressure	
			bar	psi
IH36811501/40	19.0	31	16	230
IH36811502/40	25.0	37	16	230
IH36811503/40	32.0	44	16	230
IH36811504/40	38.0	51	16	230
IH36811505/40	50.0	66	16	230
IH36811507/40	63.5	79	16	230
IH36811508/40	75.0	91	16	230
IH36811510/20	100.0	116	12	180

- Construction:**
- Tube: black, smooth, EPDM rubber.
 - Reinforcement: synthetic textile yarns.
 - Cover: black, antistatic (R < 1MΩ/m), smooth EPDM nitrosamine free rubber compound, resistant to abrasion, ageing, heat and weathering.
- Operating temperature:**
- -40° to +100°C, with peaks to +120°C.
- Applications:**
- Designed for air, cold and hot water and light chemical media.

- Advantages:**
- Premium EPDM rubber compound.
- Benefits:**
- Light and versatile, environment friendly.

VARIOPRESS N/L 10



62 Parker Direct Link

Part number	Inside Diameter mm	Outside Diameter mm	Operating Pressure	
			bar	psi
IH30113000/100	8	15	10	150
IH30113008/100	10	16	10	150
IH30113010/100	13	19	10	150
IH30113030/100	16	23	10	150
IH30113013/80	19	27	10	150
IH30113012/50	25	35	10	150

4

- Construction:**
- Tube: black, smooth, EPDM rubber.
 - Reinforcement: synthetic textile yarns.
 - Cover: black, smooth, EPDM rubber with three red, longitudinal and different stripes, resistant to abrasion, heat, ageing and weathering.
- Operating temperature:**
- From -40°C to +120°C.
- Applications:**
- Suitable for discharge of hot and cold water, air and light media in many industrial and agricultural applications.

- Advantages:**
- Premium EPDM rubber compound.
- Benefits:**
- Safe and environment-friendly.

JUMBO N/L



62 Parker Direct Link


Part number	Inside Diameter mm	Outside Diameter mm	Operating Pressure	
			bar	psi
IH30116500/40	13	19	20	300
IH30116501/40	15	22	20	300
IH30116502/40	19	27	20	300
IH30116504/40	25	34	20	300

INDUSTRIAL HOSE

- Construction:**
- Tube: Black, antistatic, smooth EPDM nitrosamine free rubber compound, resistant to light-chemical media.
 - Reinforcement: synthetic textile yarns.
 - Cover: green, smooth EPDM nitrosamine free rubber compound.
- Operating temperature:**
- From -40°C to +120°C, with peaks to +140°C.
- Applications:**
- Designed for air, cold and hot water and light chemical media.

- Advantages:**
- Excellent multi-purpose EPDM hose.
- Benefits:**
- Keeps elasticity and solidity under extreme conditions.

PYTHON NV 20



62 Parker Direct Link

Part number	Inside Diameter mm	Outside Diameter mm	Operating Pressure	
			bar	psi
IH30351200/40	10	17	20	300
IH30351201/40	13	20	20	300
IH30351202/40	15	22	20	300
IH30351203/40	19	27	20	300
IH30351204/40	25	34	20	300
IH36351201/40	32	44	20	300
IH36351202/40	38	51	20	300
IH36351203/40	42	56	20	300
IH36351204/40	50	66	20	300

4

- Construction:**
- Tube: Black, antistatic, smooth EPDM rubber.
 - Reinforcement: synthetic textile yarns.
 - Cover: yellow, smooth, EPDM rubber.
- Operating temperature:**
- From -40°C to +110°C.
- Applications:**
- Designed for air, cold and hot water and light chemical media.
- Advantages:**
- Excellent multi-purpose EPDM hose.
- Benefits:**
- Keeps elasticity and solidity under extreme conditions.

PYTHON NY 30



62 Parker Direct Link

Part number	Inside Diameter mm	Outside Diameter mm	Operating Pressure	
			bar	psi
IH30351251/40	8	17	30	450
IH30351252/40	10	20	30	450
IH30351253/40	13	23	30	450
IH30351254/40	16	27	30	450
IH30351255/40	19	30	30	450
IH30351256/40	25	37	30	450
IH36351250/40	32	44	30	450
IH36351251/40	38	51	30	450
IH36351253/40	50	66	30	450
IH36351255/20	75	91	30	450



- Construction:**
- Tube: smooth, black, oil and fuel resistant NBR rubber, suitable for petroleum products.
 - Reinforcement: synthetic textile yarns.
 - Cover: smooth, black, self-extinguishing, antistatic, heat, oil, abrasion and weather resistant CR rubber compound.
- Operating temperature:**
- From -30°C to +100°C.
- Applications:**
- Suitable for multi-purpose applications requiring transfer of many types of fluids and for petroleum products with aromatic content not exceeding 50%.

- Advantages:**
- Excellent multi-purpose NBR hose.
- Benefits:**
- Multi-purpose hose for a wide range of mineral oil based fluids.

OILPRESS N/L 20



62 Parker Direct Link


Part number	Inside Diameter		Outside Diameter		Operating Pressure	
	mm	mm	mm	mm	bar	psi
IH30832000/40	6	12	20	20	20	300
IH30832001/40	8	14	20	20	20	300
IH30832002/40	10	17	20	20	20	300
IH30832003/40	13	20	20	20	20	300
IH30832004/40	16	23	20	20	20	300
IH30832005/40	19	28	20	20	20	300
IH30832006/40	25	36	20	20	20	300

4

- Construction:**
- Tube: white colour, non-toxic, smooth NBR/CR/IR rubber.
 - Reinforcement: synthetic textile yarns.
 - Cover: blue, smooth, oil, grease, abrasion and weather-resistant, NBR/PVC rubber.
- Operating temperature:**
- From -20°C to +95°C.
- Conform to:**
- CEE Directive.
- Applications:**
- Suitable for delivery of all foodstuffs containing animal or vegetable fats and oils as well as beverages such as milk, mineral water, fruit juices, wine and liquors.

- Advantages:**
- Manufactured with taste and odour-free rubber.
- Benefits:**
- For delivery of foodstuffs and detergents.

DRINKPRESS WB/L 10



62 Parker Direct Link

Part number	Inside Diameter		Outside Diameter		Operating Pressure	
	mm	mm	mm	mm	bar	psi
IH30240020/40	13	23	10	10	10	150
IH30240025/40	16	26	10	10	10	150
IH30240030/40	19	31	10	10	10	150
IH30240035/40	25	39	10	10	10	150

- | | |
|------------------------|--|
| Construction: | <ul style="list-style-type: none"> • Tube: beige colour, non-toxic, smooth synthetic rubber. • Reinforcement: synthetic textile fabrics, embedded steel wire helix. • Cover: blue, abrasion and weather resistant, EPDM rubber. |
| Operating temperature: | <ul style="list-style-type: none"> • From -15°C to +70°C. |
| Conform to: | <ul style="list-style-type: none"> • CEE Directive. |
| Applications: | <ul style="list-style-type: none"> • Suitable for suction and delivery of all foodstuffs containing animal and vegetable fats and oils as well as beverages such as milk, mineral water, beer and fruit juices, wine and liquors. |
| Advantages: | <ul style="list-style-type: none"> • Hose for a wide range of foodstuffs. |
| Benefits: | <ul style="list-style-type: none"> • Suction and delivery hose compatible with most coupling standards at a reasonable price. |

GAMBRINUS SM WB 10



62 Parker
DIN 1515

4

Part number	Inside Diameter mm	Outside Diameter mm	Operating Pressure	
			bar	psi
IH36242083/40	19	31	10	150
IH36242084/40	25	36	10	150
IH36242080/40	30	42	10	150
IH36242081/40	40	52	10	150
IH36242087/40	50	63	10	150
IH36242058/40	60	73	10	150
IH36242028/20	70	84	10	150
IH36242089/20	75	89	10	150
IH36242078/20	80	93	10	150
IH36242013/20	100	116	10	150



- Construction:** • Flexible hose having a harmonic steel wire helix embedded in a transparent PVC wall.
- Operating temperature:** • From -20°C to +60°C.
- Conform to:** • CEE Directive.
- Applications:** • Suitable for suction and delivery of liquid foodstuffs. For general medium and heavy duty industrial purposes and for agriculture applications.

- Advantages:** • Heavy duty PVC suction hose.
- Benefits:** • For a wide range of industrial applications.

APERSPIR



62 Parker Direct Link

Part number	Inside Diameter mm	Operating Pressure	
		bar	psi
IH35641012/30	12.0	15.0	220
IH35641016/50	16.0	15.0	220
IH35641019/50	19.0	12.0	170
IH35641020/50	20.0	12.0	170
IH35641022/50	22.0	11.0	160
IH35641025/50	25.0	11.0	160
IH35641030/50	30.0	10.0	150
IH35641032/50	32.0	9.5	140
IH35641035/50	35.0	8.5	120
IH35641038/50	38.0	8.0	120
IH35641040/50	40.0	8.0	120
IH35641045/50	45.0	7.0	100
IH35641050/50	50.0	7.0	100
IH35641060/50	60.0	6.0	90
IH35641063/50	63.5	6.0	90
IH35641075/50	75.0	4.5	70



- Construction: • Flexible, transparent PVC hose with textile reinforcement.
- Operating temperature: • From -20°C to +60°C.
- Conform to: • CEE Directive.
- Applications: • Delivery of foodstuffs and for general industrial purposes.

- Advantages: • Premium non-toxic PVC hose.
- Benefits: • Multi-purpose delivery hose.

VINITRESS



62 Parker
Direct Link

Part number	Inside Diameter mm	Outside Diameter mm	Operating Pressure	
			bar	psi
IH35033229/100	6	12	20	300
IH35033230/100	8	14	20	300
IH35033231/100	10	16	20	300
IH35033232/100	12	17	12	170
IH35033220/100	13	19	12	170
IH35033222/50	15	21	12	170
IH35033234/100	16	22	10	150
IH35033221/50	19	26	10	150
IH35033245/50	25	33	8	120
IH35033239/50	30	38	7	100
IH35033241/25	32	42	7	100
IH35033240/25	40	50	6	90



- Construction:**
- Tube: black, smooth SBR rubber, resistant to welding gases. Not suitable for LPG.
 - Good resistance to ignition.
 - Reinforcement: synthetic textile yarns.
 - Cover: red, SBR/EPDM rubber, resistance to abrasion, ageing, hot surfaces and incandescent particles.
- Operating temperature:**
- From -25°C to +80°C.
- Conform to:**
- ISO 3821.
- Applications:**
- Designed for delivery of welding and allied gas processes.

- Advantages:**
- High flexibility and resistance to temperature and welding spots.
- Benefits:**
- Very easy to handle rubber hose.

AUTOGENE - ISO 3821 NR/L 20



62 Parker Direct Link

Part number	Inside Diameter mm	Outside Diameter mm	Operating Pressure	
			bar	psi
IH30412803/40	6.3	13.3	20	300
IH30412914/100	8.0	15.0	20	300
IH30412716/40	9.0	16.0	20	300
IH30413221/40	10.0	17.0	20	300

4

- Construction:**
- Tube: black, smooth SBR rubber, resistant to welding gases. Not suitable for LPG. Good resistance to ignition.
 - Reinforcement: synthetic textile yarns.
 - Cover: blue, SBR/EPDM rubber, resistant to abrasion, ageing, hot surfaces and incandescent particles.
- Operating temperature:**
- From -25°C to +80°C.
- Conform to:**
- ISO 3821.
- Applications:**
- Designed for delivery of welding and allied gas processes.

- Advantages:**
- High quality rubber hose.
- Benefits:**
- High flexibility and resistance to temperature and welding spots.

AUTOGENE - ISO 3821 NB/L 20




62 Parker Direct Link

Part number	Inside Diameter mm	Outside Diameter mm	Operating Pressure	
			bar	psi
IH30412703/40	6.3	13.3	20	300
IH30412915/100	8.0	15.0	20	300
IH30412707/40	9.0	16.0	20	300
IH30413220/100	10.0	17.0	20	300

- Construction:**
- Tube: black, resistant to welding gases, smooth SBR rubber.
 - Reinforcement: synthetic textile yarns.
 - Cover: red and blue, ageing and abrasion-resistant, smooth SBR/EPDM rubber.
- Operating temperature:**
- From -25°C up +80°C.
- Conform to:**
- ISO 3821.
- Applications:**
- A dual line hose designed for welding gas equipment, cutting and allied processes.
- Advantages:**
- High flexibility and resistance to temperature and welding spots.
- Benefits:**
- Very easy to handle rubber hose, due to compact twin hose construction.

BI-PRESS - B-R/L 20



62 Parker
DIN1518

Part number	Inside Diameter mm	Outside Diameter mm	Operating Pressure	
			bar	psi
IH30401107/100	6.3+6.3	13	20	300
IH30401108/100	8+8	15	20	300
IH30401111/100	9+9	16	20	300

4

INDUSTRIAL HOSE

- Construction:**
- Tube: black, LPG resistant smooth synthetic NBR rubber.
 - Reinforcement: synthetic textile yarns.
 - Cover: orange, smooth PVC/NBR rubber resistant to ageing and weathering.
- Operating temperature:**
- From -25°C to +70°C.
- Conform to:**
- ISO 3821.
- Applications:**
- Suitable for LPG in industrial applications.
- Advantages:**
- High flexibility and resistance to temperature and welding spots.
- Benefits:**
- Very easy to handle rubber hose.

PROPANPRESS - ISO 3821 NA/L 20



62 Parker
DIN1518

Part number	Inside Diameter mm	Outside Diameter mm	Operating Pressure	
			bar	psi
IH30413456/100	6.3	13.3	20	300
IH30413457/100	8.0	15.0	20	300
IH30413459/100	8.5	16	20	300

Construction:	<ul style="list-style-type: none"> • Tube: black, smooth, NBR rubber. • Reinforcement: synthetic textile yarns. • Cover: black, abrasion, oil, fuel, and weather resistant, antistatic special NBR/EPDM rubber.
Operating temperature:	<ul style="list-style-type: none"> • From -20°C to +100°C.
Applications:	<ul style="list-style-type: none"> • Suitable for fuel oils, petrol and diesel having an aromatic content not exceeding 50% and also for grease.

Advantages:	<ul style="list-style-type: none"> • Multi-purpose oil hose.
Benefits:	<ul style="list-style-type: none"> • Designed for a wide range of oil applications.

CARBOPRESS N/L 10



62 Parker Direct Line


Part number	Inside Diameter mm	Outside Diameter mm	Operating Pressure	
			bar	psi
IH30501001/100	5	12	10	150
IH30511003/100	6	12	10	150
IH30511002/100	6	13	10	150
IH30501002/100	8	15	10	150
IH30501003/100	10	17	10	150
IH30501004/100	13	20	10	150
IH30511004/100	16	23	10	150
IH30501006/80	19	27	10	150
IH30501007/50	25	35	10	150



- Construction:**
- Tube: black, oil and fuel-resistant, smooth NBR rubber.
 - Reinforcement: synthetic textile fabrics and embedded steel wire helix.
 - Cover: black, antistatic, abrasion, oil, fuel and weather resistant, NBR/SBR rubber.
- Operating temperature:**
- From -25°C to +80°C.
- Applications:**
- Designed for suction and delivery of mineral oils and fuels from rail and road tankers, in service stations and in refineries.

- Advantages:**
- Very flexible suction hose.
- Benefits:**
- For numerous applications in stationary and mobile machinery.

CARBURITE 10



62 Parker
Direct Link

Part number	Inside Diameter mm	Outside Diameter mm	Operating Pressure	
			bar	psi
IH36530099/40	19.0	29	10	150
IH36531004/40	25.0	35	10	150
IH36530201/40	30.0	40	10	150
IH36531012/40	32.0	42	10	150
IH36530202/40	35.0	45	10	150
IH36531002/40	38.0	48	10	150
IH36530203/40	40.0	50	10	150
IH36530204/40	45.0	55	10	150
IH36530205/40	50.0	60	10	150
IH36530206/40	60.0	71	10	150
IH36531001/40	63.5	75	10	150
IH36530207/20	70.0	82	10	150
IH36530208/20	75.0	87	10	150
IH36530209/20	80.0	92	10	150
IH36531003/20	90.0	104	10	150
IH36530211/20	100.0	114	10	150
IH36531019/20	110	124	10	150

4


INDUSTRIAL HOSE



- Construction:**
- Tube: black, oil and fuel-resistant, smooth NBR rubber.
 - Reinforcement: synthetic textile fabrics and embedded steel wire helix and embedded copper wire.
 - Cover: black, antistatic, abrasion, oil, fuel and weather resistant, NBR/SBR rubber.
- Operating temperature:**
- From -25°C to +80°C.
- Conform to:**
- EN 12115.
- Applications:**
- Designed for suction and delivery of mineral oils and fuels from rail and road tankers, in service stations and in refineries.

- Advantages:**
- Hose to EN 12115.
- Benefits:**
- Standard hose for tank-truck applications.

CHEMIOEL - EN 12115



62 Parker Direct Link

Part number	Inside Diameter mm	Outside Diameter mm	Operating Pressure	
			bar	psi
IH36530229/40	19.0	31	16	230
IH36530230/40	25.0	37	16	230
IH36530231/40	32.0	44	16	230
IH36530232/40	38.0	51	16	230
IH36530233/40	50.0	66	16	230
IH36530234/40	63.5	79	16	230
IH36530235/40	75.0	91	16	230
IH36530236/20	100.0	116	12	180

4

- Construction:**
- Tube: black, smooth NBR rubber compound, resistant to oil and fuel with an aromatic content not exceeding 50 %.
 - Reinforcement: synthetic textile fabrics and built-in copper wires to provide electrical continuity between both ends.
 - Cover: black, smooth, NBR/SBR rubber compound, antistatic (R < 1 MΩ/m) oil, fuel, abrasion ageing and weather resistant.
- Operating temperature:**
- From -25°C to +80°C up to +100°C for oil.
- Conform to:**
- EN 12115.
- Applications:**
- Suitable for delivery of oil and fuel with an aromatic content not exceeding 50 %.

CARBOCORD - EN 12115



62 Parker Direct Link

Part number	Inside Diameter mm	Outside Diameter mm	Operating Pressure	
			bar	psi
IH36522310/40	25.0	37	16	230
IH36522311/40	32.0	44	16	230
IH36522312/40	38.0	51	16	230
IH36522313/40	50.0	66	16	230
IH36522314/40	63.5	79	16	230
IH36522315/40	75.0	91	16	230
IH36522316/40	100.0	116	12	180

- Construction:**
- Tube: black, smooth EPDM rubber. Low permeability to air.
 - Reinforcement: highly stress-resistant, synthetic textile yarns.
 - Cover: black, abrasion, ageing and weather-resistant, smooth EPDM rubber.
- Operating temperature:**
- From -40°C to +70°C.
- Conform to:**
- DIN 74310.
- Applications:**
- Widely used in automotive air brake systems.

- Advantages:**
- Hose to DIN 74310.
- Benefits:**
- Airbrake hose with excellent resistance to tough environments and with low permeability rates, according to the standard.

AIRBRAKE - DIN 74310



62 Parker Direct Link

Part number	Inside Diameter mm	Outside Diameter mm	Operating Pressure	
			bar	psi
IH30315116/40	11	18	10	150
IH30315115/40	13	25	10	150

4

INDUSTRIAL HOSE

- Construction:**
- Tube: black, oil and fuel-resistant, smooth NBR rubber.
 - Reinforcement: synthetic textile yarns.
 - Cover: smooth, black, CR rubber resistant to abrasion, oil, fuel, weather and fire.
- Operating temperature:**
- From -20°C to +80°C.
- Conform to:**
- EN ISO 7840.
- Applications:**
- Fire resistant fuel hose suitable for loading diesel, leaded and unleaded fuels, for small craft of up to 24 m. length of hull with permanently installed inboard engines.

CARBOPRESS EN ISO 7840 A1



62 Parker Direct Link

Part number	Inside Diameter mm	Outside Diameter mm	Operating Pressure	
			bar	psi
IH30511051/100	8.0	18	3.4	50
IH30511057/100	10.0	20	3.4	50
IH30511053/100	12.5	22	3.4	50
IH30511054/80	16.0	26	3.4	50
IH30511055/50	19.0	29	3.4	50
IH30511058/50	25.0	35	3.4	50



- Construction:**
- Tube: black, smooth NBR/PVC rubber compound.
 - Reinforcement: synthetic textile yarns.
 - Cover: black, smooth insulating NBR/PVC rubber compound resistant to ageing, abrasion, ozone and weathering.
- Operating temperature:**
- From -30°C up to +100°C.
- Applications:**
- Widely used in the MRO automotive sector.

- Advantages:**
- Sturdy hose with 1:4 safety factor (BP 80 bar).
 - Excellent resistance to ageing and weathering.

- Benefits:**
- Reliability.
 - Remarkably flexible with excellent bending radius.

RAKFLEX N/L 20



62 Parker Direct Link

Part number	Inside Diameter mm	Outside Diameter mm	Operating Pressure	
			bar	psi
IH30515010/40	5	11	20	300
IH30515011/40	6	14	20	300
IH30515012/40	16	26	20	300
IH30515013/40	19	31	20	300
IH30515014/40	25	39	20	300
IH30515015/40	32	44.5	20	300

4

- Construction:**
- Tube: black, smooth NBR/PVC rubber compound.
 - Reinforcement: synthetic textile yarns.
 - Cover: black, smooth insulating NBR/PVC rubber compound resistant to ageing, abrasion, ozone and weathering.
- Operating temperature:**
- From -30°C up to +100°C.
- Applications:**
- Medium pressure insulating hose, widely used in automotive airbrake systems.

- Advantages:**
- Sturdy hose with 1:4 safety factor (BP 80 bar).
 - Excellent resistance to ageing and weathering.

- Benefits:**
- Reliability.
 - Remarkably flexible with excellent bending radius.

RAKFLEX UTAC N/L 20



62 Parker Direct Link

Part number	Inside Diameter mm	Outside Diameter mm	Operating Pressure	
			bar	psi
IH30315140/40	8.2	16.1	20	290
IH30315141/40	10.2	18.1	20	290
IH30315142/40	13.2	22.1	20	290

According to UTAC ST 954.02.

- Construction:**
- Tube: black, oil and fuel resistant, smooth NBR rubber.
 - Reinforcement: synthetic textile yarns.
 - Cover (only for TBSE): black, oil, fuel, abrasion, weather resistant, smooth NBR/EPDM rubber.
- Operating temperature:**
- From -30°C to +100°C.
- Applications:**
- Fuel systems in automotive applications.

- Advantages:**
- Special design to in-house standard.
- Benefits:**
- Multi-purpose fuel hose for a wide range of mineral and alternative fuels.

TBE



62 Parker Direct Link

Part number	Inside Diameter	Outside Diameter	Operating Pressure	
	mm	mm	bar	psi
IH11001300/15-R90	3.0	7.0	10	150
IH11001345/15-R90	7.5	14.5	10	150

Box quantity = 6 x 15 m (reels).

4

TBSE



62 Parker Direct Link

Part number	Inside Diameter	Outside Diameter	Operating Pressure	
	mm	mm	bar	psi
IH30871011/100	5.0	10	10	150
IH30871031/100	7.0	13	10	150
IH30871041/100	7.5	14	10	150
IH30871051/100	10.0	16	10	150

INDUSTRIAL HOSE



- Construction:**
- Tube: black, smooth PVC.
 - Reinforcement: synthetic textile yarns.
 - Cover: orange (20), red (40) and blue (80), abrasion and weather-resistant, smooth PVC.
- Operating temperature:**
- From -15°C to +60°C.
- Applications:**
- For delivery of air, water and all fungicide products.
 - Particularly suitable for spraying in agriculture. Resistant to compressor oil-mist.
- Advantages:**
- Hose available in different pressure ranges and colours.
- Benefits:**
- Agricultural spray hose, also applicable as multi-purpose hose for air, water and light chemicals.

APERFRUT 20



62 Parker Direct Link

Part number	Inside Diameter mm	Outside Diameter mm	Operating Pressure	
			bar	psi
IH35040010/100	8	13	20	300
IH35040012/100	10	15	20	300
IH35040014/100	13	19	20	300
IH35040016/100	19	26	20	300
IH35040017/50	25	34	15	220

APERFRUT 40



62 Parker Direct Link

Part number	Inside Diameter mm	Outside Diameter mm	Operating Pressure	
			bar	psi
IH35040260/100	8	14	40	600
IH35040261/100	10	16	40	600
IH35040112/100	10	17	40	600
IH35040114/100	13	21	40	600

APERFRUT 80



62 Parker Direct Link

Part number	Inside Diameter mm	Outside Diameter mm	Operating Pressure	
			bar	psi
IH35040268/100	8	15	80	1200
IH35040270/100	10	18	80	1200
IH35040213/100	10	19	80	1200
IH35040214/100	13	23	70	1020



- Construction:**
- Tube: smooth, black, antistatic, abrasion-resistant BR/NR, rubber compound, abrasion ISO 4649: max 60 - 70 mm³.
 - Reinforcement: synthetic textile fabrics.
 - Cover: black, smooth, antistatic, weather and abrasion resistant SBR/NBR compound. The cover is pinpricked to prevent blistering and bubbling, max. resistance on finished hose 2.0 MΩ/m).
- Operating temperature:**
- From -30°C to +70°C.
- Conform to:**
- EN ISO 3861.
- Applications:**
- Suitable for conveying of wet and dry sand and grit blasting materials.
- Advantages:**
- Exceeds the requirements of EN ISO 3861.
- Benefits:**
- High resistance to a wide range of blasting abrasives.

LIBECCIO EN ISO 3861



62 Parker Direct Link


Part number	Inside Diameter mm	Outside Diameter mm	Operating Pressure	
			bar	psi
IH36820202/40	32	48	10	150
IH36820300/40	19	33	10	150
IH36820301/40	25	39	10	150
IH36820303/40	38	55	10	150
IH36820306/40	50	70	10	150
IH36820307/40	60	80	10	150

4

INDUSTRIAL HOSE

- Construction:**
- Tube: smooth, black, antistatic, abrasion resistant BR/NR, rubber compound, abrasion: max 60 - 70 mm³.
 - Reinforcement: synthetic textile fabrics and built-in copper wire giving electrical continuity between both ends.
 - Cover: black, abrasion and weather resistant, SBR rubber compound.
- Operating temperature:**
- From -30°C to +70°C.
- Applications:**
- Suitable for delivery of dry cement, grain, seeds and animal feed to road tankers and storage bins or silos.
- Advantages:**
- High quality BR/NR rubber compound.
- Benefits:**
- Suitable for many different granules, powders and seeds.

CEMENT 713 10



62 Parker Direct Link

Part number	Inside Diameter mm	Outside Diameter mm	Operating Pressure	
			bar	psi
IH36822217/40	75	93	10	150
IH36822230/40	90	110	10	150
IH36822233/40	100	112	10	150
IH36822220/40	100	120	10	150



PARKERSTORE SERVICES



Apex Fluid Power Ltd.

Phone: 01228 511157

www.apexfluid.co.uk

HOSE ASSEMBLIES REDUCE YOUR DOWN TIME



A blown hose costs time and money. Every ParkerStore has a hydraulic hose assembly workshop to help you get up and running again fast. Our dedicated service can draw from a wide stock of genuine Parker components – adapters, couplers, fluids, filters and accessories – to build a custom solution to your problem, while you wait!

For more information or to locate your nearest ParkerStore, visit www.parkerstore.com.

 Apex Fluid Power Ltd.

Phone: 01228 511157

www.apexfluid.co.uk

PARKER TRACKING SYSTEM

THE QUICKEST WAY TO GET

HIGH

QUALITY

REPLACEMENT

HOSE ASSEMBLIES



The Parker Tracking System (PTS) is a simple and effective way of keeping track of hydraulic hose assemblies. A durable PTS label which carries an 8-digit code, is applied to each component. This gives it an identity as unique as any fingerprint, that affords full traceability of date, place and configuration of manufacture.

Just give this code to a ParkerStore and you will have the exact equivalent assembly, while you wait.


For more information or to locate your nearest ParkerStore, visit www.parkerstore.com.

 Apex Fluid Power Ltd.

Phone: 01228 511157

www.apexfluid.co.uk

PARKERSTORE CONTAINERS GET YOUR PARKERSTORE ON SITE



If you have an important Off-Road project, when breakdowns occur, the downtime may be very serious with a direct impact on your schedule and costs. Become self-sufficient by installing a ParkerStore container, a customised workshop and equipped according to the needs of your site. You can store and replace hydraulic or pneumatic components whenever you need to. So don't wait anymore to get your ParkerStore on site.

For more information or to locate your nearest ParkerStore, visit www.parkerstore.com.

 Apex Fluid Power Ltd.

Phone: 01228 511157

www.apexfluid.co.uk

HOSE DOCTOR INTERVENTION ON SITE IN LESS THAN ONE HOUR

24 HOURS A DAY, 7 DAYS A WEEK



When a hose blows and you can't come to us, let us come to you. The ParkerStore HOSE DOCTOR® is a mobile workshop equipped with all the hoses, fittings, adapters and accessories to get you back up and running in no time. ParkerStore HOSE DOCTOR® can be with you, on site, every day of the year.

For more information or to locate your nearest ParkerStore, visit www.parkerstore.com.



Apex Fluid Power Ltd.

Phone: 01228 511157

www.apexfluid.co.uk



SPECIAL SYSTEMS YOUR INDUSTRIAL TAILORMADE SPECIALIST



Need a special system? We can produce made-to-order parts to your drawings. We design and manufacture bespoke systems to meet your specific needs.

Working closely with you, our dedicated team will assess your objectives, provide well-considered advice, and build cost-effective solutions.

For more information or to locate your nearest ParkerStore, visit www.parkerstore.com.

 Apex Fluid Power Ltd.

Phone: 01228 511157

www.apexfluid.co.uk

TECHNICAL TRAININGS & SEMINARS

BECOME AN EXPERT IN HYDRAULIC & PNEUMATIC TECHNOLOGIES



You may recognise ParkerStore as a specialist in fluid transfer. Did you know that your ParkerStore is also a specialist in knowledge transfer?

We can organise training courses and technical seminars for your staff on topics such as thread identification, hydraulic fluid and safe working practices.

For more information or to locate your nearest ParkerStore, visit www.parkerstore.com.



Apex Fluid Power Ltd.

Phone: 01228 511157

www.apexfluid.co.uk



Internet: www.parkerstore.com



Apex Fluid Power Ltd.

Phone: 01228 511157

www.apexfluid.co.uk

Fuel Filter



Racor filter elements - p. 451



Racor Turbine - p. 453

Racor Filtration

142 PURER
DIRECTLINK

- Fuel Filter Water Separators.....450



Applications:

- Providing OEMs and end users with quality filtration solutions, supporting our distributors in identifying key products aimed specifically at the MRO market.

Advantages:

- Extended equipment life.
- Removal of free water and particulate from fuel.

Benefits:

- Proven designs and product reliability.
- Parker media quality ensures filter efficiency and the right filter for every application.

Spin On Filters - FFWS No primer pump



142 Parker DirectLink

Part number	Details	Thread	Replacement elements	Flow rate		Micron rating
				GPH	LPH	
690R10MTC		M16x1.5	R90T	90	340	10
690R30		3/8" NPT	R90P	90	340	30
690R30MTC		M16x1.5	R90P	90	340	30
690R2430MTC	24 V-bowl heater	M16x1.5	R90P	90	340	30
6120R30		3/8"-18 NPTF	R120P	120	545	30
6120R30MTC		M16x1.5	R120P	120	545	30
6120R2430MTC	24 V-bowl heater	M16x1.5	R120P	120	545	30

5

Spin On Filters - FFWS With primer pump



142 Parker DirectLink

Part number	Details	Thread	Replacement elements	Flow rate		Micron rating
				GPH	LPH	
230R30		1/4" NPT	R20P	30	113	30
260R30MTC		M16x1.5	R260P	60	227	30
490R10MTC		M16x1.5	R90T	90	340	10
490R30MTC		M16x1.5	R90P	90	340	30
490R2430MTC	24 V-bowl heater	M16x1.5	R90P	90	340	30
4120R10MTC		M16x1.5	R120T	120	545	10
4120R30MTC		M16x1.5	R120P	120	545	30
4120R30		3/4"-16 SAE	R120P	120	545	30
4160RHH10MTC	12-42 VPTC head heater	M16x1.5	R160T	160	600	10

FUEL FILTERS

- Description:**
- Parker Racor is an innovator in diesel fuel filtration and water separation.
- Applications:**
- Providing OEMs and end users with quality filtration solutions, supporting our distributors in identifying key products aimed specifically at the MRO market.
- Advantages:**
- Extended equipment life.
 - Removal of free water and particulate from fuel.
- Benefits:**
- Proven designs and product reliability.
 - Parker media quality ensures filter efficiency and the right filter for every application.

Replacement elements



142 Parker DirectLink

Part number	Details	Micron rating
R120P	Replacement element 400 / 600 Series	30
R120T	Replacement element 400 / 600 Series	10
R160T	Replacement element 400 / 600 Series	10
R20P	Replacement element 200 Series	30
R260P	Replacement element 260 Series	30
R90P	Replacement element 400 / 600 Series	30
R90T	Replacement element 400 / 600 Series	10
R90P-D-MAX-KIT	Replacement element kit	30
R60P-D-MAX-KIT	Replacement element kit	30
PFF296	Competitor replacement elements for CAV 296	-
PFF297	Competitor replacement elements for CAV 297	-

- | | |
|---------------|---|
| Description: | <ul style="list-style-type: none"> • Parker Racor is an innovator in diesel fuel filtration and water separation. |
| Applications: | <ul style="list-style-type: none"> • Providing OEMs and end users with quality filtration solutions, supporting our distributors in identifying key products aimed specifically at the MRO market. |
| Advantages: | <ul style="list-style-type: none"> • Extended equipment life. • Removal of free water and particulate from fuel. |
| Benefits: | <ul style="list-style-type: none"> • Proven designs and product reliability. • Parker media quality ensures filter efficiency and the right filter for every application. |

Marine Spin On Filters - FFWS No primer pump



143 Parker DirectLink

Part number	Thread	Replacement elements	Flow rate		Micron rating
			GPH	LPH	
120R-RAC-02	1/4"-18 NPTF	S3240	15	57	10
320R-RAC-01	1/4"-18 NPTF	S3227	60	227	10
320R-RAC-02	1/4"-18 NPTF	S3227	60	227	10
660R-RAC-01	3/8"-18 NPTF	S3232	90	340	10

- Description:**
- Parker Racor is an innovator in diesel fuel filtration and water separation.
- Applications:**
- Providing OEMs and end users with quality filtration solutions, supporting our distributors in identifying key products aimed specifically at the MRO market.
- Advantages:**
- Extended equipment life.
 - Removal of free water and particulate from fuel.
- Benefits:**
- Proven designs and product reliability.
 - Parker media quality ensures filter efficiency and the right filter for every application.

Turbine Series



142 Parker DirectLuk

Part number	Thread	Replacement elements	Flow rate		Micron rating
			GPH	LPH	
500FG30	3/4"-16 UNF	2010 PM – OR	60	227	30
500FG30MTC	M16 1.5	2010 PM – OR	60	227	30
900FH30	7/8"-14 UNF	2040 PM – OR	90	340	30
902FH30	M22 1.5	2040 PM – OR	90	340	30
1000FH30	7/8"-14 UNF	2020 PM – OR	180	681	30
1002FH30	M22 1.5	2020 PM – OR	180	681	30

Duplex Turbine Series



142 Parker DirectLuk

Part number	Thread	Replacement elements	Flow rate		Micron rating
			GPH	LPH	
75500FGX30	3/4"-16 UNF	2010 PM – OR	60 x 2	227 x 2	30
75900FHX30	7/8"-14 UNF	2040 PM – OR	90 x 2	340 x 2	30
751000FHX30	7/8"-14 UNF	2020 PM – OR	180 x 2	681 x 2	30

- | | |
|---------------|---|
| Description: | <ul style="list-style-type: none"> Parker Racor is an innovator in diesel fuel filtration and water separation. |
| Applications: | <ul style="list-style-type: none"> Providing OEMs and end users with quality filtration solutions, supporting our distributors in identifying key products aimed specifically at the MRO market. |
| Advantages: | <ul style="list-style-type: none"> Extended equipment life. Removal of free water and particulate from fuel. |
| Benefits: | <ul style="list-style-type: none"> Proven designs and product reliability. Parker media quality ensures filter efficiency and the right filter for every application. |

UL Marine Turbine Series - Metal bowl



143 Parker DirectLink

Part number	Thread	Replacement elements	Flow rate		Micron rating
			GPH	LPH	
500MAM30	3/4"-16 UNF	2010 PM – OR	60	227	30
902MAM30	M22x1.5	2040 PM – OR	90	340	30
1000MAM30	7/8"-14 UNF	2020 PM – OR	180	681	30
1002MAM30	M22x1.5	2020 PM – OR	180	681	30

UL Marine Duplex FFWS Turbine 6 way valve



143 Parker DirectLink

Part number	Thread	Replacement elements	Flow rate		Micron rating
			GPH	LPH	
75500MAXM30	3/4"-16 UNF	2010 PM – OR	60 x 2	227 x 2	30
75900MAXM30	7/8"-14 UNF	2040 PM – OR	90 x 2	340 x 2	30
751000MAXM30	7/8"-14 UNF	2020 PM – OR	180 x 2	681 x 2	30

5

FUEL FILTERS

YOUR ENGINE DESERVES TO GET THE BEST



Parker Racor

Water and impurities can pollute fuel, which can affect the efficiency of an engine. Parker Racor offers the best filtration systems money can buy, designed to protect your engine, even in the most harsh conditions. Preserve your peace of mind and your engine, use Parker Racor filters every time.

For more information or to locate your nearest ParkerStore, visit www.parkerstore.com.

 Apex Fluid Power Ltd.

Phone: 01228 511157

www.apexfluid.co.uk



PARKERSTORE SERVICES WHAT MAKES US UNIQUE



- Hose Doctor • Hose assemblies • ParkerStore containers • Parker Tracking System
- Special systems • Technical training & seminars

Read more about ParkerStore services in the Service section of this catalogue.

 Apex Fluid Power Ltd.

Phone: 01228 511157

www.apexfluid.co.uk



A-Lok® - p. 458



LF Push-In Fittings - p. 461



Solenoid Valves - p. 465

Instrumentation Fittings & Gauges

47 <small>Parker DirectLink</small>	● Fittings & Gauges	458
--	---------------------------	-----

Instrumentation Tubes

● Instrumentation Tubes	460
-------------------------------	-----

Stainless Steel Fittings

153 <small>Parker DirectLink</small>	● Push-In Fittings	461
---	--------------------------	-----

Industrial Valves

48 <small>Parker DirectLink</small>	● Industrial Valves	463
--	---------------------------	-----

Fluid Control Solenoid Valves

148 <small>Parker DirectLink</small>	● Solenoid Valves for Water, Oil, Air	465
150 <small>Parker DirectLink</small>	● Water Valves	471
149 <small>Parker DirectLink</small>	● High Pressure Solenoid Valves	474
151 <small>Parker DirectLink</small>	● NAMUR valves for Air Actuation	476

Water Valves

150 <small>Parker DirectLink</small>	● Fluid Control Solenoid Valves	477
---	---------------------------------------	-----

Instrumentation Filters

54 <small>Parker DirectLink</small>	● Inline Filters	478
--	------------------------	-----

Thermoplastic Hose & Fittings

66 <small>Parker DirectLink</small>	● PTFE Hose	479
66 <small>Parker DirectLink</small>	● Medium Pressure Hose Fittings	480

- Description:** • A-Lok® instrumentation tube fittings are designed as leak-free connections for process, power and instrumentation applications.
- Material:** • 316 Stainless steel (standard) other material available on request.
- Operating pressure:** • For operating pressures of A-Lok®, please consult Instrumentation Division's Tube Selection Guide (4200-TS).

SC - Tube to tube union



47 Parker DirectLink

Part number	Tube Outside Diameter	
	inch	mm
4SC4-316	1/4	
6SC6-316	3/8	
8SC8-316	1/2	
SCM6-316		6
SCM10-316		10
SCM12-316		12

ET - Equal tee



47 Parker DirectLink

Part number	Tube Outside Diameter	
	inch	mm
4ET4-316	1/4	
6ET6-316	3/8	
8ET8-316	1/2	
ETM6-316		6
ETM10-316		10
ETM12-316		12

6

ECR - Equal cross



47 Parker DirectLink

Part number	Tube Outside Diameter	
	inch	mm
4ECR4-316	1/4	
6ECR6-316	3/8	
8ECR8-316	1/2	
ECRM6-316		6
ECRM10-316		10
ECRM12-316		12

RU - Reducing union



47 Parker DirectLink

Part number	Tube Outside Diameter	
	inch	mm
8RU4-316	1/2 to 1/4 reducing union	
M12RUM6-316	12 to 6 reducing union	

Gauge set



47 Parker DirectLink

Part number	Details
GAUGE SET	Set of gap gauges for tube sizes above mentioned

MSC - Straight connector



47 Parker DirectLink

Part number	Tube Outside Diameter		Thread NPTF
	inch	mm	
4MSC4N-316	1/4		1/4
6MSC6N-316	3/8		3/8
8MSC8N-316	1/2		1/2
M6MSC1/4N-316		6	1/4
M10MSC3/8N-316		10	3/8
M12MSC1/2N-316		12	1/2

EE - Equal elbow



47 Parker DirectLink

Part number	Tube Outside Diameter	
	inch	mm
4EE4-316	1/4	
6EE6-316	3/8	
8EE8-316	1/2	
EEM6-316		6
EEM10-316		10
EEM12-316		12

- Material: • Stainless Steel.
- Operating temperature: • From -255°C to +605°C.
- Sizes: • 1/4", 3/8", 1/2", 6 mm, 10 mm, 12 mm.
- Applications: • High pressure, high temperature, generally corrosive media.

Stainless steel tube



Part number	Tube Outside Diameter		Wall thickness x Length (m)
	inch	mm	
1/4 X .48 SS TUBE	1/4		0.048 x 2.0
3/8 X .64 SS TUBE	3/8		0.064 x 2.0
1/2 X .64 SS TUBE	1/2		0.064 x 2.0
6MM X 1.0 SS TUBE		6	1.0 mm x 2.0

- Construction:**
- The complete stainless steel construction of the LF 3900 / 3800 range (except FKM O-ring seals) offers excellent resistance to aggressive environments and fluids. LF 3900: a range of instant fittings in full 316L stainless steel.
 - LF 3800: a range of instant fittings in 316L stainless steel with a 303 stainless steel collet.
- Recommended fluids:**
- All fluids that are compatible with fitting and tubing material.
- Operating pressure:**
- 30 bar maximum (depending on tubing used).
- Operating temperature:**
- From -20°C to +120°C.*
- Applications:**
- The LF 3900 / 3800 instant fittings ranges can be used in the food process, medical/pharmaceutical, chemical/petrochemical, and paper industries.

*For higher temperatures (up to 150°C), please do not hesitate to contact us.

- Advantages:**
- Excellent resistance to abrasion and corrosion.
 - Hygienic design.
 - Instant connection and disconnection.
 - Very wide range.
- Benefits:**
- Suited to demanding conditions of use and permanent contact with foodstuffs.
 - Safe and easy cleaning.

3901 / 3801 - Male Stud, BSP parallel and metric



153 Parker DirectLink

Part number	Tube Outside Diameter	
	mm	Thread
3901 04 19	4	M5x0.8
3901 04 10	4	G1/8
3901 06 10	6	G1/8
3901 06 13	6	G1/4
3901 08 10	8	G1/8
3901 06 13	8	G1/4

3999 / 3899 - Male Stud Elbow, BSP parallel and metric



153 Parker DirectLink

Part number	Tube Outside Diameter	
	mm	Thread
3999 04 19	4	M5x0.8
3999 04 10	4	G1/8
3999 04 13	4	G1/4
3999 06 10	6	G1/8
3999 06 13	6	G1/4
3999 08 10	8	G1/8
3999 08 13	8	G1/4
3999 08 17	8	G3/8
3999 10 13	10	G1/4
3999 10 17	10	G3/8

3908 / 3808 - Male Stud Branch Tee, BSPT



153 Parker DirectLink

Part number	Tube Outside Diameter	
	mm	Thread
3908 04 10	4	R1/8
3908 06 10	6	R1/8
3908 06 13	6	R1/4
3908 08 10	8	R1/8
3908 08 13	8	R1/4

3902 / 3802 - Equal Elbow



153 Parker DirectLink

Part number	Tube Outside Diameter	
	mm	
3902 04 00	4	
3902 06 00	6	
3902 08 00	8	
3902 10 00	10	
3902 12 00	12	

3904 / 3804 - Equal Tee



153 Parker DirectLink

Part number	Tube Outside Diameter	
	mm	
3904 04 00	4	
3904 06 00	6	
3904 08 00	8	
3904 10 00	10	
3904 12 00	12	

3906 / 3806 - Equal Straight Connector



153 Parker DirectLink

Part number	Tube Outside Diameter	
	mm	
3906 04 00	4	
3906 06 00	6	
3906 08 00	8	
3906 10 00	10	
3906 12 00	12	

6

3966 / 3866 - Push-In Reducer



153 Parker DirectLink

Part number	Outside Diameter	
	Tube 1	Tube 2
	mm	mm
3966 04 06	4	6
3966 06 08	6	8
3966 08 10	8	10
3966 10 12	10	12



Description: • Bodies and trims manufactured from 316 stainless steel.

B Series - Ball valves - A-Lok® Ended



48 Parker DirectLink

Part number	Tube Outside Diameter	
	inch	mm
4A-B6LJ2-SSP	1/4	
6A-B6LJ2-SSP	3/8	
8A-B8LJ2-SSP	1/2	
M6A-B6LJ2-SSP		6
M10A-B6LJ2-SSP		10
M12A-B8LJ2-SSP		12

V Series - Needle valves - A-Lok® Ended



49 Parker DirectLink

Part number	Tube Outside Diameter	
	inch	mm
4A-V4LR-SS	1/4	
6A-V6LR-SS	3/8	
8A-V8LR-SS	1/2	
M6A-V4LR-SS		6
M10A-V6LR-SS		10
M12A-V8LR-SS		12

HNVS Series - Needle valves

6



50 Parker DirectLink

Part number	Thread
	NPTF
HNVS4FF	1/4
HNVS8FF	1/2

C Series - Check valves (25 psi cracking pressure)



51 Parker DirectLink

Part number	Tube Outside Diameter	
	inch	mm
4A-C4L-25-SS	1/4	
6A-C6L-25-SS	3/8	
8A-C8L-25-SS	1/2	
M6A-C4L-25-SS		6
M10A-C6L-25-SS		10
M12A-C8L-25-SS		12

Gauge valves



50 Parker DirectLink

Part number	Thread
	NPTF
HGVS8	1/2
HLS2V	1/2

Description:	<ul style="list-style-type: none"> • 2/2-Way Servo-Controlled Solenoid Valve - Magnalift Function - FKM - Normally Closed. • Coil IP65 for 2 P + E plug according to DIN 43650 type A (plug included). • Power Consumption 9W/14W (AC), 12W/16W (DC).
Temperature range:	<ul style="list-style-type: none"> • +140°C.
Seals Material:	<ul style="list-style-type: none"> • FKM.
Applications:	<ul style="list-style-type: none"> • Shut-off control (ON-OFF) of water, air, light oils (2°E) and inert gases in applications like thermo hydraulic systems, industrial washing machines, hydrocleaners, instruments, closed circuits.
Advantages:	<ul style="list-style-type: none"> • Superior flow rate thanks to the special diaphragm design which make this valve well performing with liquids, robust mechanical diaphragm hung system. • Special diaphragm design. • Robust mechanical diaphragm hung system.
Benefits:	<ul style="list-style-type: none"> • High performance with liquids. • Longer life.

123 Series - 2/2-Way Servo-Controlled Solenoid Valve - Magnalift Function - FKM - Normally Closed




148 Parker DirectLuk

Part number	Details	Thread Orifice		Voltage	Kv		Admissible Differential Pressure	
		BSP	mm		m³/h	l/mm	Min. bar	Max. bar
PS397109	123IV-ZB09-230/50-60-PG9	3/8	13	230V/50-60HZ	2.4	40	0	5
PS397131	123AV-ZB09-230/50-60-PG9	1/2	13	230V/50-60HZ	2.4	40	0	5
PS397119	123CV-JB14-230/50-60-PG9	3/4	20	230V/50-60HZ	6.0	100	0	3
PS397117	123DV-JB14-230/50-60-PG9	1	25	230V/50-60HZ	7.0	117	0	3
PS397107	123IV-ZB12-24DC-PG9	3/8	13	24V/DC	2.4	40	0	1
PS397111	123AV-ZB12-24DC-PG9	1/2	13	24V/DC	2.4	40	0	1
PS397115	123CV-JB16-24DC-PG9	3/4	20	24V/DC	6.0	100	0	1
PS397113	123DV-JB16-24DC-PG9	1	25	24V/DC	7.0	117	0	1
PS397129	123IV-ZB09-24/50-60-PG9	3/8	13	24V/50-60HZ	2.4	40	0	5
PS397134	123AV-ZB09-24/50-60-PG9	1/2	13	24V/50-60HZ	2.4	40	0	5
PS397136	123CV-JB14-24/50-60-PG9	3/4	20	24V/50-60HZ	6.0	100	0	3
PS397139	123DV-JB14-24/50-60-PG9	1	25	24V/50-60HZ	7.0	117	0	3
PS397133	123IV-ZB09-115/50-60-PG9	3/8	13	115V/50-60HZ	2.4	40	0	5
PS397135	123AV-ZB09-115/50-60-PG9	1/2	13	115V/50-60HZ	2.4	40	0	5
PS397137	123CV-JB14-115/50-60-PG9	3/4	20	115V/50-60HZ	6.0	100	0	3
PS397141	123DV-JB14-115/50-60-PG9	1	25	115V/50-60HZ	7.0	117	0	3

- | | |
|--------------------|---|
| Description: | <ul style="list-style-type: none"> • 2/2-Way Servo-Controlled Solenoid Valve - Magnalift Function - NBR - Normally Closed. • Coil IP65 for 2 P + E plug according to DIN 43650 type A (plug included). • Power Consumption 8W (AC), 9W (DC). |
| Temperature range: | <ul style="list-style-type: none"> • +75°C Liquids / +100°C Air/Oil. |
| Seals Material: | <ul style="list-style-type: none"> • NBR. |
| Applications: | <ul style="list-style-type: none"> • Shut-off control (ON-OFF) of water, air and inert gases in applications like thermohydraulic systems, industrial washing machines, hydrocleaners, instruments, closed circuits. |
| Advantages: | <ul style="list-style-type: none"> • High pressure resistance. • Fast cycling. • Robust. |
| Benefits: | <ul style="list-style-type: none"> • High performing solution in highly demanding application. • Excellent performance in all other applications. • Long life expectancy. • Reliable repeatability. |

221 Series - 2/2-Way Servo-Controlled Solenoid Valve - Magnalift Function - NBR - Normally Closed



149 Parker DirectLink


Part number	Details	Thread BSPP	Orifice mm	Voltage	Kv m³/h	Admissible Differential Pressure	
						Min. bar	Max. bar
PS221001	221G13-2995-482635S6	3/8	15	230V/50-60HZ	3.9	0	16
PS221002	221G15-2995-482635S6	1/2	15	230V/50-60HZ	3.9	0	16
PS221003	221G16-2995-482635S6	3/4	15	230V/50-60HZ	4.8	0	16
PS221004	221G17-2995-482635S6	1	15	230V/50-60HZ	4.8	0	16
PS221005	221G1330-2995-482725C2	3/8	15	24V/DC	3.9	0	10
PS221006	221G1530-2995-482725C2	1/2	15	24V/DC	3.9	0	10
PS221007	221G1630-2995-482725C2	3/4	15	24V/DC	4.8	0	10
PS221008	221G1730-2995-482725C2	1	15	24V/DC	4.8	0	10
PS221009	221G13-2995-482725A2	3/8	15	24V/50HZ	3.9	0	16
PS221010	221G15-2995-482725A2	1/2	15	24V/50HZ	3.9	0	16
PS221011	221G16-2995-482725A2	3/4	15	24V/50HZ	4.8	0	16
PS221012	221G17-2995-482725A2	1	15	24V/50HZ	4.8	0	16
PS221013	221G13-2995-482635S5	3/8	15	110V/50-60HZ	3.9	0	16
PS221014	221G15-2995-482635S5	1/2	15	110V/50-60HZ	3.9	0	16
PS221015	221G16-2995-482635S5	3/4	15	110V/50-60HZ	4.8	0	16
PS221016	221G17-2995-482635S5	1	15	110V/50-60HZ	4.8	0	16

- Description:**
- 2/2-Way Servo-Controlled Solenoid Valve - Magnalift Function - FKM - Normally Closed.
 - Coil IP65 for 2 P + E plug according to DIN 43650 type A (plug included).
 - Power Consumption 8W (AC), 9W (DC).
- Temperature range:**
- +100°C.
- Seals Material:**
- FKM.
- Applications:**
- Shut-off control (ON-OFF) of water, air, light oils (2°E) and inert gases in applications like thermohydraulic systems, industrial washing machines, hydrocleaners, instruments, closed circuits.

- Advantages:**
- Robust and high performing solution for highly demanding application, excellent performance, long life expectancy, fast cycling, reliable repeatability, high pressure.

- Benefits:**
- Long life expectancy.
 - Fast cycling.
 - Reliable repeatability.
 - High pressure.

221 Series - 2/2-Way Servo-Controlled Solenoid Valve - Magnalift Function - FKM - Normally Closed



149 Parker DirectLink

Part number	Details	Thread Orifice		Voltage	Kv		Admissible Differential Pressure	
		BSP	mm		m³/h	l/mm	Min. bar	Max. bar
PS221017	221G23-2995-482635S6	3/8	15	230V/50-60HZ	3.9	65	0	16
PS221018	221G25-2995-482635S6	1/2	15	230V/50-60HZ	3.9	65	0	16
PS221019	221G26-2995-482635S6	3/4	15	230V/50-60HZ	4.8	80	0	16
PS221020	221G27-2995-482635S6	1	15	230V/50-60HZ	4.8	80	0	16
PS221021	221G2330-2995-482725C2	3/8	15	24V/DC	3.9	65	0	16
PS221022	221G2530-2995-482725C2	1/2	15	24V/DC	3.9	65	0	10
PS221023	221G2630-2995-482725C2	3/4	15	24V/DC	4.8	80	0	10
PS221024	221G2730-2995-482725C2	1	15	24V/DC	4.8	80	0	10
PS221025	221G23-2995-482725A2	3/8	15	24V/50HZ	3.9	65	0	10
PS221026	221G25-2995-482725A2	1/2	15	24V/50HZ	3.9	65	0	16
PS221027	221G26-2995-482725A2	3/4	15	24V/50HZ	4.8	80	0	16
PS221028	221G27-2995-482725A2	1	15	24V/50HZ	4.8	80	0	16
PS221029	221G23-2995-482635S5	3/8	15	110V/50-60HZ	3.9	65	0	16
PS221030	221G25-2995-482635S5	1/2	15	110V/50-60HZ	3.9	65	0	16
PS221031	221G26-2995-482635S5	3/4	15	110V/50-60HZ	4.8	80	0	16
PS221032	221G27-2995-482635S5	1	15	110V/50-60HZ	4.8	80	0	16

- Description:**
- 2/2-Way Direct Operated Valve - FKM - Normally Closed.
 - Coil IP65 for 2 P + E plug according to DIN 43650 type A (plug included).
 - Power Consumption 8W (AC), 9W (DC).
- Temperature range:**
- +140°C.
- Seals Material:**
- FKM.
- Applications:**
- Shut-off and control (ON-OFF) of water, air, light oils, steam and inert gases for temperatures up to 140°C.
 - Humidifiers, welding systems, industrial washing machines, automatic dispensers, espresso coffee machines, air dryers, diesel oil burners, sterilisers, compressors.
- Advantages:**
- Compact and robust design.
 - Can be used with a wide range of media.
- Benefits:**
- Reliability.
 - Reduction of references.

146 Series - 2/2-Way Direct Operated Valve - FKM - Normally Closed



148 Parker DirectLink

Part number	Details	Thread Orifice		Voltage	Kv		Admissible Differential Pressure	
		BSPP	mm		m ³ /h	l/mm	Min. bar	Max. bar
PS393548	146FV-ZB09-230/50-60-PG9	1/8	2.5	230V/50-60HZ	0.20	3.3	0	15
PS393549	146HV-ZB09-230/50-60-PG9	1/8	3.0	230V/50-60HZ	0.27	4.5	0	10
PS393550	146WV-ZB09-230/50-60-PG9	1/4	2.5	230V/50-60HZ	0.20	3.3	0	15
PS393551	146YV-ZB09-230/50-60-PG9	1/4	3.0	230V/50-60HZ	0.27	4.5	0	10
PS393552	146.3KV-ZB14-230/50-60-PG9	1/4	4.5	230V/50-60HZ	0.53	8.8	0	10
PS393553	146.3ABV-ZB14-230/50-60-PG9	1/4	6.0	230V/50-60HZ	0.75	12.5	0	8
PS393554	146FV-ZB12-24DC-PG9	1/8	2.5	24V/DC	0.20	3.3	0	12
PS393555	146HV-ZB12-24DC-PG9	1/8	3.0	24V/DC	0.27	4.5	0	8
PS393556	146WV-ZB12-24DC-PG9	1/4	2.5	24V/DC	0.20	3.3	0	12
PS393557	146YV-ZB12-24DC-PG9	1/4	3.0	24V/DC	0.27	4.5	0	8
PS393558	146.3KV-ZB16-24DC-PG9	1/4	4.5	24V/DC	0.53	8.8	0	3
PS393559	146.3ABV-ZB16 24DC-PG9	1/4	6.0	24V/DC	0.75	12.5	0	1
PS393527	146FV-ZB09 24/50-60-PG9	1/8	2.5	24V/50-60HZ	0.20	3.3	0	15
PS393528	146HV-ZB09 24/50-60-PG9	1/8	3.0	24V/50-60HZ	0.27	4.5	0	10
PS393529	146WV-ZB09 24/50-60-PG9	1/4	2.5	24V/50-60HZ	0.20	3.3	0	15
PS393580	146YV-ZB09 24/50-60-PG9	1/4	3.0	24V/50-60HZ	0.27	4.5	0	10
PS393581	146.3KV-ZB14 24/50-60-PG9	1/4	4.5	24V/50-60HZ	0.53	8.8	0	10
PS393582	146.3ABV-ZB14 24/50-60-PG9	1/4	6.0	24V/50-60HZ	0.75	12.5	0	8
PS393583	146FV-ZB09 115/50-60-PG9	1/8	2.5	115V/50-60HZ	0.20	3.3	0	15
PS393584	146HV-ZB09 115/50-60-PG9	1/8	3.0	115V/50-60HZ	0.27	4.5	0	10
PS393585	146WV-ZB09 115/50-60-PG9	1/4	2.5	115V/50-60HZ	0.20	3.3	0	15
PS393586	146YV-ZB09 115/50-60-PG9	1/4	3.0	115V/50-60HZ	0.27	4.5	0	10
PS393587	146.3KV-ZB09 115/50-60-PG9	1/4	4.5	115V/50-60HZ	0.53	8.8	0	10
PS393588	146.3ABV-ZB09 115/50-60-PG9	1/4	6.0	115V/50-60HZ	0.75	12.5	0	8



Description:	<ul style="list-style-type: none"> • 2/2-Way Direct Operated Valve - FKM - Normally Closed. • Coil IP65 for 2 P + E plug according to DIN 43650 type A (plug included). • Power Consumption 9W (AC), 10W (DC).
Temperature range:	<ul style="list-style-type: none"> • +140°C.
Seals Material:	<ul style="list-style-type: none"> • FKM.
Applications:	<ul style="list-style-type: none"> • Shut-off control (ON-OFF) of inert gases, light oils, fuel gases (131.4CG and 131.4GG variations). • Welding machines with controlled atmosphere, gas analysers, fumes analysers, distribution of light oils, measurement and control instruments, lubrication systems, diesel oil burners, gas cookers, portable hot air generators, dryers.
Advantages:	<ul style="list-style-type: none"> • Small, compact. • High reliability due to special plunger design.
Benefits:	<ul style="list-style-type: none"> • Small and Easy to install. • CG and GG versions can be used with natural gas (EN161).

131.4 Series - 2/2-Way Direct Operated Valve - FKM - Normally Closed



148 Parker DirectLink

Part number	Details	Thread Orifice		Voltage	Kv		Admissible Differential Pressure	
		BSPP	mm		m³/h	l/mm	Min. bar	Max. bar
PS390407	131.4BV KT09 230/50 PG9	1/8	2.8	230V/50-60HZ	0.17	2.9	0	8
PS390552	131.4FV KT09 230/50 PG9	1/4	2.8	230V/50-60HZ	0.17	2.9	0	8
PS390657	131.4GV KT09 230/50 PG9	1/4	4.0	230V/50-60HZ	0.32	5.3	0	2
PS390815	131.4CG KT09 230/50 PG9	1/8	4.0	230V/50-60HZ	0.32	5.3	0	2
PS390914	131.4GG KT09 230/50 PG9	1/4	4.0	230V/50-60HZ	0.32	5.3	0	2
PS390917	131.4GG KT10 24 DC PG9	1/8	4.0	24V/DC	0.32	5.3	0	1
PS390472	131.4BV KT10 24 DC PG9	1/4	2.8	24V/DC	0.17	2.9	0	6
PS390553	131.4FV KT10 24 DC PG9	1/4	2.8	24V/DC	0.17	2.9	0	6
PS390659	131.4GV KT10 24 DC PG9	1/8	4.0	24V/DC	0.32	5.3	0	1
PS390816	131.4CG KT10 24 DC PG9	1/4	4.0	24V/DC	0.32	5.3	0	1
PS390817	131.4GG KT09 24/50 PG9	1/8	4.0	24V/50-60HZ	0.32	5.3	0	8
PS390818	131.4BV KT09 24/50 PG9	1/4	2.8	24V/50-60HZ	0.17	2.9	0	8
PS390819	131.4FV KT09 24/50 PG9	1/4	2.8	24V/50-60HZ	0.17	2.9	0	2
PS390820	131.4GV KT09 24/50 PG9	1/8	4.0	24V/50-60HZ	0.32	5.3	0	2
PS390821	131.4CG KT09 24/50 PG9	1/4	4.0	24V/50-60HZ	0.32	5.3	0	2
PS390822	131.4GG KT09 115/50 PG9	1/8	4.0	115V/50-60HZ	0.32	5.3	0	8
PS390823	131.4BV KT09 115/50 PG9	1/4	2.8	115V/50-60HZ	0.17	5.3	0	8
PS390824	131.4FV KT09 115/50 PG9	1/4	2.8	115V/50-60HZ	0.17	2.9	0	2
PS390825	131.4GV KT09 115/50 PG9	1/8	4.0	115V/50-60HZ	0.32	2.9	0	2
PS390826	131.4CG KT09 115/50 PG9	1/4	4.0	115V/50-60HZ	0.32	5.3	0	2

- Description:**
- 3-Way Solenoid Valve - Direct Acting - FKM - Normally Closed.
 - Coil IP65 for 2 P + E plug according to DIN 43650 type A (plug included).
 - Power Consumption 9W (AC), 10W (DC).
- Temperature range:**
- +140°C.
- Seals Material:**
- FKM.
- Applications:**
- 141 series is used in applications which require actuation and automatic discharge of moving systems. Typical applications can be found in: sterilisers, espresso coffee machines, air compressors, Diesel oil burners, pilot valves, water treatment installations.
- Advantages:**
- Compact and robust design.
 - Can be used with a wide range of media.
- Benefits:**
- Reliability.
 - Reduction of references.

141 Series - 3-Way Solenoid Valve - Direct Acting - FKM - Normally Closed




148 Partner DirectLink

Part number	Details	Thread Orifice		Voltage	Kv		Admissible Differential Pressure	
		BSPP	mm		m ³ /h	l/mm	Min. bar	Max. bar
PS393540	141AV-ZB09-230/50-60-PG9	1/8	1.5	230V/50-60HZ	0.07	1.2	0	15
PS393541	141BV-ZB09-230/50-60-PG9	1/8	2 (2.5)*	230V/50-60HZ	0.12	2.0	0	10
PS393542	141FV-ZB09-230/50-60-PG9	1/4	2 (2.5)*	230V/50-60HZ	0.12	2.0	0	10
PS393543	141GV-ZB09-230/50-60-PG9	1/4	2.5	230V/50-60HZ	0.17	2.8	0	7
PS393544	141AV-ZB12-24DC-PG9	1/8	1.5	24V/DC	0.07	1.2	0	15
PS393545	141BV-ZB12-24DC-PG9	1/8	2 (2.5)*	24V/DC	0.12	2.0	0	10
PS393546	141FV-ZB12-24DC-PG9	1/4	2 (2.5)*	24V/DC	0.12	2.0	0	10
PS393547	141GV-ZB12-24DC-PG9	1/4	2.5	24V/DC	0.17	2.8	0	7
PS393519	141AV-ZB09 24/50-60-PG9	1/8	1.5	24V/50-60HZ	0.07	1.2	0	15
PS393520	141BV-ZB09 24/50-60-PG9	1/8	2 (2.5)*	24V/50-60HZ	0.12	2.0	0	10
PS393521	141FV-ZB09 24/50-60-PG9	1/4	2 (2.5)*	24V/50-60HZ	0.12	2.0	0	10
PS393522	141GV-ZB09 24/50-60-PG9	1/4	2.5	24V/50-60HZ	0.17	2.8	0	7
PS393523	141AV-ZB09 115/50-60-PG9	1/8	1.5	115V/50-60HZ	0.07	1.2	0	15
PS393524	141BV-ZB09 115/50-60-PG9	1/8	2 (2.5)*	115V/50-60HZ	0.12	2.0	0	10
PS393525	141FV-ZB09 115/50-60-PG9	1/4	2 (2.5)*	115V/50-60HZ	0.12	2.0	0	10
PS393526	141GV-ZB09 115/50-60-PG9	1/4	2.5	115V/50-60HZ	0.17	2.8	0	7

*Orifice mm for Exhaust side

Description:	<ul style="list-style-type: none"> • 2/2-Way Pilot Operated Valve - NBR - Normally Closed. • Coil IP65 for 2 P + E plug according to DIN 43650 type A (plug included). • Power Consumption 8W (AC), 9W (DC).
Temperature range:	<ul style="list-style-type: none"> • +90°C.
Seals Material:	<ul style="list-style-type: none"> • NBR.
Applications:	<ul style="list-style-type: none"> • Shut-off control (ON-OFF) of water, hot water (up to 90°C) in applications such as car washing installations, installations, autoclaves, plumbing, irrigation systems.
Advantages:	<ul style="list-style-type: none"> • Superior flow rate. • Special diaphragm design. • Robust mechanical diaphragm hung system.
Benefits:	<ul style="list-style-type: none"> • High performance with liquids. • Longer life.

7321B Series - 2/2-Way Pilot Operated Valve - NBR - Normally Closed



150 Parker DirectLink

Part number	Details	Thread/Orifice		Voltage	Kv		Admissible Differential Pressure	
		BSP	mm		m ³ /h	l/mm	Min. bar	Max. bar
PS475469W	7321BIN00-481865C2-PG9	3/8	13	24V DC	3.0	50	0.1	20
PS475428W	7321BAN00-481865C2-PG9	1/2	13	24V DC	3.0	50	0.1	20
PS475276W	7321BCN00-481865C2-PG9	3/4	20	24V DC	8.4	140	0.1	20
PS475470W	7321BDN00-481865C2-PG9	1	25	24V DC	9.6	160	0.1	20
PS475479W	7321BEN00-481865C2-PG9	1 1/4	35	24V DC	25.2	420	0.1	10
PS475432W	7321BFN00-481865C2-PG9	1 1/2	40	24V DC	30.0	500	0.1	10
PS475425W	7321BGN00-481865C2-PG9	2	50	24V DC	37.2	620	0.1	10
PS475243W	7321BIN00-4818653D-PG9	3/8	13	220-230/50-60	3.0	50	0.1	20
PS475251W	7321BAN00-4818653D-PG9	1/2	13	220-230/50-60	3.0	50	0.1	20
PS475261W	7321BCN00-4818653D-PG9	3/4	20	220-230/50-60	8.4	140	0.1	20
PS475267W	7321BDN00-4818653D-PG9	1	25	220-230/50-60	9.6	160	0.1	20
PS475366W	7321BEN00-4818653D-PG9	1 1/4	35	220-230/50-60	25.2	420	0.1	10
PS475369W	7321BFN00-4818653D-PG9	1 1/2	40	220-230/50-60	30.0	500	0.1	10
PS475372W	7321BGN00-4818653D-PG9	2	50	220-230/50-60	37.2	620	0.1	10
PS475406W	7321BIN00-481865A2-PG9	3/8	13	24/50-60	3.0	50	0.1	20
PS475407W	7321BAN00-481865A2-PG9	1/2	13	24/50-60	3.0	50	0.1	20
PS475408W	7321BCN00-481865A2-PG9	3/4	20	24/50-60	8.4	140	0.1	20
PS475500W	7321BDN00-481865A2-PG9	1	25	24/50-60	9.6	160	0.1	20
PS475501W	7321BEN00-481865A2-PG9	1 1/4	35	24/50-60	25.2	420	0.1	10
PS475502W	7321BFN00-481865A2-PG9	1 1/2	40	24/50-60	30.0	500	0.1	10
PS475503W	7321BGN00-481865A2-PG9	2	50	24/50-60	37.2	620	0.1	10
PS475538W	7321BIN00-483510S5-PG9	3/8	13	110-115/50 120/60	3.0	50	0.1	20
PS475539W	7321BAN00-483510S5-PG9	1/2	13	110-115/50 120/60	3.0	50	0.1	20
PS475540W	7321BCN00-483510S5-PG9	3/4	20	110-115/50 120/60	8.4	140	0.1	20
PS475541W	7321BDN00-483510S5-PG9	1	25	110-115/50 120/60	9.6	160	0.1	20
PS475542W	7321BEN00-483510S5-PG9	1 1/4	35	110-115/50 120/60	25.2	420	0.1	10
PS475543W	7321BFN00-483510S5-PG9	1 1/2	40	110-115/50 120/60	30.0	500	0.1	10
PS475544W	7321BGN00-483510S5-PG9	2	50	110-115/50 120/60	37.2	620	0.1	10

- Description:**
- 2/2-Way Pilot Operated Valve - EPDM - Normally Closed.
 - Coil IP65 for 2 P + E plug according to DIN 43650 type A (plug included).
 - Power Consumption 8W (AC), 9W (DC).
- Temperature range:**
- +140°C.
- Seals Material:**
- EPDM.
- Applications:**
- Shut-off control (ON-OFF) of water, superheated water and steam (up to 140°C) in applications such as washing machines, car washing installations, water treatment installations, autoclaves, plumbing, irrigation systems.
- Advantages:**
- Superior flow rate.
 - Special diaphragm design.
- Benefits:**
- High performance with liquids.
 - Longer life.

7321B Series - 2/2-Way Pilot Operated Valve - EPDM - Normally Closed



Part number	Details	Thread Orifice		Voltage	Kv		Admissible Differential Pressure	
		BSPP	mm		m³/h	l/mm	Min. bar	Max. bar
PS475504W	7321BIH00-481865C2-PG9	3/8	13	24V DC	3.0	50	0.1	10
PS475091W	7321BAH00-481865C2-PG9	1/2	13	24V DC	3.0	50	0.1	10
PS475505W	7321BCH00-481865C2-PG9	3/4	20	24V DC	8.4	140	0.1	10
PS475471W	7321BDH00-481865C2-PG9	1	25	24V DC	9.6	160	0.1	10
PS475506W	7321BEH00-481865C2-PG9	1 1/4	35	24V DC	25.2	420	0.1	10
PS475507W	7321BFH00-481865C2-PG9	1 1/2	40	24V DC	30.0	500	0.1	10
PS475508W	7321BGH00-481865C2-PG9	2	50	24V DC	37.2	620	0.1	10
PS475088W	7321BIH00-4818653D-PG9	3/8	13	220-230/50-60	3.0	50	0.1	10
PS475089W	7321BAH00-4818653D-PG9	1/2	13	220-230/50-60	3.0	50	0.1	10
PS475416W	7321BCH00-4818653D-PG9	3/4	20	220-230/50-60	8.4	140	0.1	10
PS475417W	7321BDH00-4818653D-PG9	1	25	220-230/50-60	9.6	160	0.1	10
PS475509W	7321BEH00-4818653D-PG9	1 1/4	35	220-230/50-60	25.2	420	0.1	10
PS475510W	7321BFH00-4818653D-PG9	1 1/2	40	220-230/50-60	30.0	500	0.1	10
PS475090W	7321BGH00-4818653D-PG9	2	50	220-230/50-60	37.2	620	0.1	10
PS475511W	7321BIH00-481865A2-PG9	3/8	13	24/50-60	3.0	50	0.1	10
PS475512W	7321BAH00-481865A2-PG9	1/2	13	24/50-60	3.0	50	0.1	10
PS475093W	7321BCH00-481865A2-PG9	3/4	20	24/50-60	8.4	140	0.1	10
PS475513W	7321BDH00-481865A2-PG9	1	25	24/50-60	9.6	160	0.1	10
PS475514W	7321BEH00-481865A2-PG9	1 1/4	35	24/50-60	25.2	420	0.1	10
PS475515W	7321BFH00-481865A2-PG9	1 1/2	40	24/50-60	30.0	500	0.1	10
PS475516W	7321BGH00-481865A2-PG9	2	50	24/50-60	37.2	620	0.1	10
PS475545W	7321BIH00-483510S5-PG9	3/8	13	110-115/50 120/60	3.0	50	0.1	10
PS475546W	7321BAH00-483510S5-PG9	1/2	13	110-115/50 120/60	3.0	50	0.1	10
PS475547W	7321BCH00-483510S5-PG9	3/4	20	110-115/50 120/60	8.4	140	0.1	10
PS475548W	7321BDH00-483510S5-PG9	1	25	110-115/50 120/60	9.6	160	0.1	10
PS475549W	7321BEH00-483510S5-PG9	1 1/4	35	110-115/50 120/60	25.2	420	0.1	10
PS475550W	7321BFH00-483510S5-PG9	1 1/2	40	110-115/50 120/60	30.0	500	0.1	10
PS475551W	7321BGH00-483510S5-PG9	2	50	110-115/50 120/60	37.2	620	0.1	10



150 Partner DirectLink

Description:	<ul style="list-style-type: none"> • 2/2-Way Pilot Operated Valve - FKM - Normally Closed. • Coil IP65 for 2 P + E plug according to DIN 43650 type A (plug included). • Power Consumption 8W (AC), 9W (DC).
Temperature range:	<ul style="list-style-type: none"> • +140°C.
Seals Material:	<ul style="list-style-type: none"> • FKM.
Applications:	<ul style="list-style-type: none"> • Shut-off control (ON-OFF) of Water and superheated water with contaminants, light oils (up to 140°C) in applications such as washing machines, car washing installations, water treatment installations, autoclaves, plumbing, irrigation systems.
Advantages:	<ul style="list-style-type: none"> • Superior flow rate. • Special diaphragm design.
Benefits:	<ul style="list-style-type: none"> • High performance with liquids. • Longer life.

7321B Series - 2/2-Way Pilot Operated Valve - FKM - Normally Closed



150 Parker DirectLink

Part number	Details	Thread Orifice		Voltage	Kv		Admissible Differential Pressure	
		BSPP	mm		m ³ /h	l/mm	Min. bar	Max. bar
PS475517W	7321BIV00-481865C2-PG9	3/8	13	24 V DC	3.0	50	0.1	20
PS475518W	7321BAV00-481865C2-PG9	1/2	13	24 V DC	3.0	50	0.1	20
PS475519W	7321BCV00-481865C2-PG9	3/4	20	24 V DC	8.4	140	0.1	20
PS475520W	7321BDV00-481865C2-PG9	1	25	24 V DC	9.6	160	0.1	20
PS475521W	7321BIV00-4818653D-PG9	3/8	13	220-230/50-60	3.0	50	0.1	20
PS475522W	7321BAV00-4818653D-PG9	1/2	13	220-230/50-60	3.0	50	0.1	20
PS475523W	7321BCV00-4818653D-PG9	3/4	20	220-230/50-60	8.4	140	0.1	20
PS475524W	7321BDV00-4818653D-PG9	1	25	220-230/50-60	9.6	160	0.1	20
PS475525W	7321BIV00-481865A2-PG9	3/8	13	24/50-60	3.0	50	0.1	20
PS475526W	7321BAV00-481865A2-PG9	1/2	13	24/50-60	3.0	50	0.1	20
PS475527W	7321BCV00-481865A2-PG9	3/4	20	24/50-60	8.4	140	0.1	20
PS475528W	7321BDV00-481865A2-PG9	1	25	24/50-60	9.6	160	0.1	20
PS475529W	7321BIV00-483510S5-PG9	3/8	13	110-115/50 120/60	3.0	50	0.1	20
PS475530W	7321BAV00-483510S5-PG9	1/2	13	110-115/50 120/60	3.0	50	0.1	20
PS475531W	7321BCV00-483510S5-PG9	3/4	20	110-115/50 120/60	8.4	140	0.1	20
PS475532W	7321BDV00-483510S5-PG9	1	25	110-115/50 120/60	9.6	160	0.1	20

- Description:**
- 2/2-Way Pilot Operated Valve - NBR - Normally Closed.
 - 2/2-Way Pilot Operated Valve - FKM - Normally Closed.
 - Coil IP65 for 2 P + E plug according to DIN 43650 type A (plug included).
 - Power Consumption 8W (AC), 9W (DC).
- Temperature range:**
- +75°C Liquids / +100°C Air/Oil.
- Seals Material:**
- NBR or FKM.
- Applications:**
- High Pressure shut-off control (ON-OFF) of dry or lubricated air, neutral gases and liquids/oil, in applications such as compressors, car washing, machine tool cooling, etc.
- Advantages:**
- Robust and reliable design to achieve long life durability with excellent repeatability at high pressure, normally closed or normally open function.
- Benefits:**
- Can work with dirty compressed air.

321H Series - 2/2-Way Pilot Operated Valve - NBR - Normally Closed



149 Parker DirectLink

Part number	Details	Thread Orifice		Voltage	Kv		Admissible Differential Pressure	
		BSP	mm		m ³ /h	l/mm	Min. bar	Max. bar
PS321001	E321H11-2995-482635S6	1/4	8.0	230V/50-60HZ	2.16	36	0.3	40
PS321002	E321H13-2995-482635S6	3/8	11.0	230V/50-60HZ	3.00	50	0.3	40
PS321003	E321H15-2995-482635S6	1/2	14.5	230V/50-60HZ	3.60	60	0.3	40
PS321004	E321H11-2995-482725C2	1/4	8.0	24V/DC	2.16	36	0.3	25
PS321005	E321H13-2995-482725C2	3/8	11.0	24V/DC	3.00	50	0.3	25
PS321006	E321H15-2995-482725C2	1/2	14.5	24V/DC	3.60	60	0.3	25
PS321007	E321H11-2995-482725A2	1/4	8.0	24V/50HZ	2.16	36	0.3	40
PS321008	E321H13-2995-482725A2	3/8	11.0	24V/50HZ	3.00	50	0.3	40
PS321009	E321H15-2995-482725A2	1/2	14.5	24V/50HZ	3.60	60	0.3	40
PS321010	E321H11-2995-482635S5	1/4	8.0	110V/50-60HZ	2.16	36	0.3	40
PS321011	E321H13-2995-482635S5	3/8	11.0	110V/50-60HZ	3.00	50	0.3	40
PS321012	E321H15-2995-482635S5	1/2	14.5	110V/50-60HZ	3.60	60	0.3	40

6

321H Series - 2/2-Way Pilot Operated Valve - FKM - Normally Closed



149 Parker DirectLink

Part number	Details	Thread Orifice		Voltage	Kv		Admissible Differential Pressure	
		BSP	mm		m ³ /h	l/mm	Min. bar	Max. bar
PS321013	E321H21-2995-482635S6	1/4	8.0	230V/50-60HZ	2.16	36	0.3	40
PS321014	E321H23-2995-482635S6	3/8	11.0	230V/50-60HZ	3.00	50	0.3	40
PS321015	E321H25-2995-482635S6	1/2	14.5	230V/50-60HZ	3.60	60	0.3	40
PS321016	E321H21-2995-482725C2	1/4	8.0	24V/DC	2.16	36	0.3	25
PS321017	E321H23-2995-482725C2	3/8	11.0	24V/DC	3.00	50	0.3	25
PS321018	E321H25-2995-482725C2	1/2	14.5	24V/DC	3.60	60	0.3	25
PS321019	E321H21-2995-482725A2	1/4	8.0	24V/50HZ	2.16	36	0.3	40
PS321020	E321H23-2995-482725A2	3/8	11.0	24V/50HZ	3.00	50	0.3	40
PS321021	E321H25-2995-482725A2	1/2	14.5	24V/50HZ	3.60	60	0.3	40
PS321022	E321H21-2995-482635S5	1/4	8.0	110V/50-60HZ	2.16	36	0.3	25
PS321023	E321H23-2995-482635S5	3/8	11.0	110V/50-60HZ	3.00	50	0.3	25
PS321024	E321H25-2995-482635S5	1/2	14.5	110V/50-60HZ	3.60	60	0.3	25

Description:	<ul style="list-style-type: none"> • 2/2-Way Pilot Operated Valve - NBR - Normally Open. • 2/2-Way Pilot Operated Valve - FKM - Normally Open. • Coil IP65 for 2 P + E plug according to DIN 43650 type A (plug included). • Power Consumption 8W (AC), 9W (DC).
Temperature range:	<ul style="list-style-type: none"> • +75°C/100°C NBR / +100°C FKM.
Seals Material:	<ul style="list-style-type: none"> • NBR or FKM.
Applications:	<ul style="list-style-type: none"> • High Pressure Shut-off control (ON-OFF) of dry or lubricated air, neutral gases and liquids/oil, in applications such as compressors, car washing, machine tool cooling, etc.
Advantages:	<ul style="list-style-type: none"> • Robust and reliable design to achieve long life durability with excellent repeatability at high pressure, normally closed or normally open function.
Benefits:	<ul style="list-style-type: none"> • Can work with dirty compressed air.

322H Series - 2/2-Way Pilot Operated Valve - NBR - Normally Open



149 Parker DirectLink

Part number	Details	Thread Orifice		Voltage	Kv		Admissible Differential Pressure	
		BSPP	mm		m³/h	l/mm	Min. bar	Max. bar
PS322001	322H71-2995-482635S6	1/4	8.0	230V/50-60HZ	2.16	36	0.3	40
PS322002	322H73-2995-482635S6	3/8	11.0	230V/50-60HZ	3.00	50	0.3	40
PS322003	322H75-2995-482635S6	1/2	14.5	230V/50-60HZ	3.60	60	0.3	40
PS322004	322H71-2995-482725C2	1/4	8.0	24V/DC	2.16	36	0.3	25
PS322005	322H73-2995-482725C2	3/8	11.0	24V/DC	3.00	50	0.3	25
PS322006	322H75-2995-482725C2	1/2	14.5	24V/DC	3.60	60	0.3	25
PS322007	322H71-2995-482725A2	1/4	8.0	24V/50HZ	2.16	36	0.3	40
PS322008	322H73-2995-482725A2	3/8	11.0	24V/50HZ	3.00	50	0.3	40
PS322009	322H75-2995-482725A2	1/2	14.5	24V/50HZ	3.60	60	0.3	40
PS322010	322H71-2995-482635S5	1/4	8.0	110V/50-60HZ	2.16	36	0.3	40
PS322011	322H73-2995-482635S5	3/8	11.0	110V/50-60HZ	3.00	50	0.3	40
PS322012	322H75-2995-482635S5	1/2	14.5	110V/50-60HZ	3.60	60	0.3	40

322H Series - 2/2-Way Pilot Operated Valve - FKM - Normally Open




149 Parker DirectLink

Part number	Details	Thread Orifice		Voltage	Kv		Admissible Differential Pressure	
		BSPP	mm		m³/h	l/mm	Min. bar	Max. bar
PS322013	322H7106-2995-482635S6	1/4	8.0	230V/50-60HZ	2.16	36	0.3	40
PS322014	322H7306-2995-482635S6	3/8	11.0	230V/50-60HZ	3.00	50	0.3	40
PS322015	322H7506-2995-482635S6	1/2	14.5	230V/50-60HZ	3.60	60	0.3	40
PS322016	322H7106-2995-482725C2	1/4	8.0	24V/DC	2.16	36	0.3	25
PS322017	322H7306-2995-482725C2	3/8	11.0	24V/DC	3.00	50	0.3	25
PS322018	322H7506-2995-482725C2	1/2	14.5	24V/DC	3.60	60	0.3	25
PS322019	322H7106-2995-482725A2	1/4	8.0	24V/50HZ	2.16	36	0.3	40
PS322020	322H7306-2995-482725A2	3/8	11.0	24V/50HZ	3.00	50	0.3	40
PS322021	322H7506-2995-482725A2	1/2	14.5	24V/50HZ	3.60	60	0.3	40
PS322022	322H7106-2995-482635S5	1/4	8.0	110V/50-60HZ	2.16	36	0.3	40
PS322023	322H7306-2995-482635S5	3/8	11.0	110V/50-60HZ	3.00	50	0.3	40
PS322024	322H7506-2995-482635S5	1/2	14.5	110V/50-60HZ	3.60	60	0.3	40

- | | |
|--------------------|--|
| Description: | <ul style="list-style-type: none"> • 3/2 + 5/2 Way Solenoid Valve - Pilot Operated - NBR - NAMUR Interface. • Coil IP65 for 2 P + E plug according to DIN 43650 type B (plug included). • Power Consumption 3W. |
| Temperature range: | <ul style="list-style-type: none"> • +50°C. |
| Seals Material: | <ul style="list-style-type: none"> • NBR. |
| Applications: | <ul style="list-style-type: none"> • 3 or 4 way directional valves for the control of single or double acting pneumatic actuators with NAMUR standard and following the VDI/VDE 3845 recommendations. |
| Advantages: | <ul style="list-style-type: none"> • Highly reliable design offering millions of cycles life time duration with excellent value for money. |
| Benefits: | <ul style="list-style-type: none"> • Can be mounted on rack and pinion or scotch and yoke NAMUR actuators. |

341N05 Series - 3/2 + 5/2 Way Solenoid Valve - Pilot Operated - NBR - NAMUR Interface



151 Parker DirectLink

Part number	Details	Thread BSP	Orifice mm	Voltage	Kv		Admissible Differential Pressure		Media
					m ³ /h	l/mm	Min. bar	Max. bar	
PS341001	341N05-496482-P9	1/4	7	230V/50-60HZ	75	1250	2.5	10	Air
PS341002	341N05-496482-P2	1/4	7	110/50-60HZ	75	1250	2.5	10	Air
PS341003	341N05-496482-P0	1/4	7	24/50-60HZ	75	1250	2.5	10	Air
PS341004	341N05-496482-C2	1/4	7	24V/DC	75	1250	2.5	10	Air

Description:	<ul style="list-style-type: none"> • 2/2-Way Pilot Operated Valve - NBR - Normally Open. • Coil IP65 for 2 P + E plug according to DIN 43650 type A (plug included). • Power Consumption 8W (AC), 9W (DC).
Temperature range:	<ul style="list-style-type: none"> • +90°C.
Seals Material:	<ul style="list-style-type: none"> • NBR.
Applications:	<ul style="list-style-type: none"> • Shut-off control (ON-OFF) of water, superheated water and steam (up to 140°C) in applications such as washing machines, car washing installations, water treatment installations, autoclaves, plumbing, irrigation systems.
Advantages:	<ul style="list-style-type: none"> • Superior flow rate thanks to the special diaphragm design, best performances for minimum and maximum operating pressure differential.

7322B Series - 2/2-Way Pilot Operated Valve - NBR - Normally open



150 Parker DirectLink

Part number	Details	Thread Orifice		Voltage	Kv		Admissible Differential Pressure	
		BSPP	mm		m ³ /h	l/mm	Min. bar	Max. bar
PS475600W	7322BIN00-481865C2-PG9	3/8	13	24V DC	3.0	50	0.1	20
PS475601W	7322BAN00-481865C2-PG9	1/2	13	24V DC	3.0	50	0.1	20
PS475602W	7322BCN00-481865C2-PG9	3/4	20	24V DC	8.4	140	0.1	20
PS475603W	7322BDN00-481865C2-PG9	1	25	24V DC	9.6	160	0.1	20
PS475604W	7322BIN00-4818653D-PG9	3/8	13	220-230/50-60	3.0	50	0.1	20
PS475605W	7322BAN00-4818653D-PG9	1/2	13	220-230/50-60	3.0	50	0.1	20
PS475606W	7322BCN00-4818653D-PG9	3/4	20	220-230/50-60	8.4	140	0.1	20
PS475607W	7322BDN00-4818653D-PG9	1	25	220-230/50-60	9.6	160	0.1	20
PS475608W	7322BIN00-481865A2-PG9	3/8	13	24/50-60	3.0	50	0.1	20
PS475609W	7322BAN00-481865A2-PG9	1/2	13	24/50-60	3.0	50	0.1	20
PS475610W	7322BCN00-481865A2-PG9	3/4	20	24/50-60	8.4	140	0.1	20
PS475611W	7322BDN00-481865A2-PG9	1	25	24/50-60	9.6	160	0.1	20
PS475612W	7322BIN00-483510S5-PG9	3/8	13	110-115/50 120/60	3.0	50	0.1	20
PS475613W	7322BAN00-483510S5-PG9	1/2	13	110-115/50 120/60	3.0	50	0.1	20
PS475614W	7322BCN00-483510S5-PG9	3/4	20	110-115/50 120/60	8.4	140	0.1	20
PS475615W	7322BDN00-483510S5-PG9	1	25	110-115/50 120/60	9.6	160	0.1	20

- Description:**
- Available in zinc/aluminium or non-corrodible polyester. For low flow (90 or 120 l/min), 125-micron inline filtration. The polyester option is suitable for use in water applications.
- Applications:**
- Industrial and mobile hydraulics and general applications where coarse filtration is required to remove particulate contamination from fluids such as oil or water.
- Advantages:**
- 2 models cover most applications.
 - Non-corrodible characteristics make it ideal for water applications.
- Benefits:**
- Proven designs and product reliability.
 - Parker innovation.

Metal Inline filter



54 Parker PowerLink

Part number	Thread BSPP	Flow l/min	Micron	Replacement elements
IL1115	1	90	125	EIL1115

A-F Inline filter



54 Parker DirectLink

Part number	Tube Outside Diameter	
	inch	mm
4A-F4L-50-SS	1/4	
6A-F6L-50-SS	3/8	
8A-F8L-50-SS	1/2	
M6A-F4L-50-SS		6
M10A-F6L-50-SS		10
M12A-F8L-50-SS		12

Non-corrodible Inline filters



54 Parker PowerLink

Part number	Thread BSPP	Micron	Weight kg	Replacement elements	Use
IL761151	1	125	0.5	R.76115 (Oil)	Oil
IL761251	1	125	0.5	R.76125 (Water)	Water

- | | |
|------------------------|---|
| Construction: | <ul style="list-style-type: none"> Core tube: polytetrafluorethylene. Reinforcement: one braided layer of stainless steel wire. |
| Operating temperature: | <ul style="list-style-type: none"> From -50°C to +150°C permanent temperature. |
| Fitting series: | <ul style="list-style-type: none"> YX. |
| Applications: | <ul style="list-style-type: none"> Medium pressure service for use with hydraulic fluids at high temperatures as well as aggressive chemical fluids, surface treatment, 2-component compounds. |
| Advantages: | <ul style="list-style-type: none"> Very high chemical resistance, suitable for very high temperatures. |
| Benefits: | <ul style="list-style-type: none"> Long lifetime even with aggressive media, excellent performance for high temperature applications. |

2030T - PTFE Hose



66 Parker Direct Link

Part number	Inside Diameter		Outside Diameter	Operating Pressure	
	inch	mm	mm	bar	psi
2030T-03V70	3/16	4.7	7.8	275	3985
2030T-04V70	1/4	6.3	9.5	240	3480
2030T-05V70	5/16	8.2	11.5	200	2900
2030T-06V70	3/8	9.7	13.0	175	2535
2030T-08V70	1/2	12.8	16.7	150	2175
2030T-10V70	5/8	16.0	20.0	125	1810

Parkrimp® crimp fittings

- Material: • Galvanised steel with transparent Cr(VI)-free plating.
- For hose type: • 2030T.

01 - National Pipe Tapered (NPT) male



66 Parker Direct Link

Part number	Hose Inside Diameter				Tube Outside Diameter mm	Thread
	DN	inch	Size	mm		
101YX-4-04	6	1/4	-04	6.4	4	1/4-18
101YX-8-08	12	1/2	-08	12.7	8	1/2-14

06 - SAE (JIC) 37° female swivel



66 Parker Direct Link

Part number	Hose Inside Diameter				Tube Outside Diameter mm	Thread
	DN	inch	Size	mm		
106YX-5-04	6	1/4	-04	6.4	5	1/2-20
106YX-8-06	10	3/8	-06	9.5	8	3/4-16
106YX-10-08	12	1/2	-08	12.7	10	7/8-14

6

1D - Metric standpipe



66 Parker Direct Link

Part number	Hose Inside Diameter				Tube Outside Diameter mm
	DN	inch	Size	mm	
11DYX-6-03	5	3/16	-03	4.8	6
11DYX-8-04	6	1/4	-04	6.4	8
11DYX-10-05	8	5/16	-05	7.9	10
11DYX-12-06	10	3/8	-06	9.5	12

Parkrimp® crimp fittings

- Material: • Galvanised steel with transparent Cr(VI)-free plating.
- For hose type: • 2030T.

92 - BSPP female swivel 60° cone



66 Parker Direct Link

Part number	Hose Inside Diameter			Tube Outside Diameter mm	Thread BSPP
	DN	inch	Size		
192YX-4-03	5	3/16	-03	4.8	4 1/4
192YX-4-04	6	1/4	-04	6.3	4 1/4
192YX-6-05	8	3/16	-05	7.9	6 3/8
192YX-6-06	10	3/8	-06	9.5	6 3/8
192YX-8-08	12	1/2	-08	12.7	8 1/2
192YX-12-10	16	5/8	-10	15.9	12 3/4

B2 - BSPP female swivel 60° cone - 90° elbow



66 Parker Direct Link

Part number	Hose Inside Diameter			Tube Outside Diameter mm	Thread BSPP
	DN	inch	Size		
1B2YX-4-04	6	1/4	-04	6.4	4 1/4
1B2YX-6-06	10	3/8	-06	9.5	6 3/8
1B2YX-8-08	12	1/2	-08	12.7	8 1/2

Parkrimp® crimp fittings

- Material: • Galvanised steel with transparent Cr(VI)-free plating.
- For hose type: • 2030T.

C3 - Metric female swivel 24°/60°



66 Parker DirectLink

Part number	Hose Inside Diameter			Tube Outside Diameter		Thread
	DN	inch	Size	mm	mm	
1C3YX-6-03	5	3/16	-03	4.8	6	M12x1.5
1C3YX-8-04	6	1/4	-04	6.4	8	M14x1.5
1C3YX-10-05	8	5/16	-05	7.9	10	M16x1.5
1C3YX-10-06	10	3/8	-06	9.5	10	M16x1.5
1C3YX-12-06	10	3/8	-06	9.5	12	M18x1.5
1C3YX-15-08	12	1/2	-08	12.7	15	M22x1.5
1C3YX-18-10	16	5/8	-10	15.9	18	M26x1.5

CA - Metric female swivel 24° with O-Ring



66 Parker DirectLink

Part number	Hose Inside Diameter			Tube Outside Diameter		Thread
	DN	inch	Size	mm	mm	
1CAYX-6-03	5	3/16	-03	4.8	6	M12x1.5
1CAYX-8-04	6	1/4	-04	6.4	8	M14x1.5
1CAYX-10-05	8	5/16	-05	7.9	10	M16x1.5
1CAYX-12-06	10	3/8	-06	9.5	12	M18x1.5
1CAYX-15-08	12	1/2	-08	12.7	15	M22x1.5
1CAYX-18-10	16	5/8	-10	15.9	18	M26x1.5

6

CF - Metric female swivel with O-Ring 24° - 90° elbow



66 Parker DirectLink

Part number	Hose Inside Diameter			Tube Outside Diameter		Thread
	DN	inch	Size	mm	mm	
1CFYX-6-03	5	3/16	-03	4.8	6	M12x1.5
1CFYX-8-04	6	1/4	-04	6.4	8	M14x1.5
1CFYX-15-08	12	1/2	-08	12.7	15	M22x1.5





Adhesives - p. 485



O-Ring Kit - p. 499

Adhesives and Sealants

140 <small>Parker DirectLink</small>	• Anaerobic Threadlockers Adhesives.....	485
140 <small>Parker DirectLink</small>	• Retaining Compounds.....	487
140 <small>Parker DirectLink</small>	• Gasketing Compounds.....	489
140 <small>Parker DirectLink</small>	• Instant Adhesives.....	491
140 <small>Parker DirectLink</small>	• Epoxy Adhesives.....	493
140 <small>Parker DirectLink</small>	• Technical Sprays and Liquids.....	494

Lubrication

61 <small>Parker DirectLink</small>	• Hose Oil.....	497
	• Fitting Grease.....	498

Seals

	• O-Ring Kits - Identification Tools.....	499
--	---	-----

DID YOU KNOW WE ALSO MAKE ADHESIVES AND SEALANTS?



Parker Adhesives & Sealants

Screws to lock, bearings to fix, leaks to eliminate, joints to seal?

Parker adhesives and sealants are highly effective for different kinds of material and for a wide range of temperatures.

They are also resistant to vibration, impact, solvents and chemicals. They are ready to use and easy to apply with their own pen type.

For more information or to locate your nearest ParkerStore, visit www.parkerstore.com.



Apex Fluid Power Ltd.

Phone: 01228 511157

www.apexfluid.co.uk

Description:

- Parker anaerobic threadlocker adhesives are clean, easy to use and very economical. Handling strength is reached within a few minutes and total cure within a few hours at room temperature.

Benefits:

- Prevent loosening of screws, nuts threaded parts and stud bolts.
- Prevent seizing and corrosion of threads.
- The adhesives cure in the gap after contact with metal in the absence of air.
- The connection is locked and sealed: no fretting corrosion.

TL22 - Anaerobic threadlocker adhesive



140 Parker DirectLink

Part number	Viscosity	Breakaway torque	Gap fill mm	Temperature resistance °C	Volume ml
TL22E50B12	medium	low	0.20	-60 / +150	50

Application:

- Ideal for low strength thread locking.
- For adjusting screws, set screws and countersunk head screws.
- Good for applications with metals which could break during disassembly, e.g. brass or aluminium.

TL55 - Anaerobic threadlocker adhesive



140 Parker DirectLink

Part number	Viscosity	Breakaway torque	Gap fill mm	Temperature resistance °C	Volume ml
TL55E50B12	high	medium	0.25	-60 / +150	50

Application:

- Universal type for medium strength applications.
- Connected parts can be disassembled with hand tools for servicing.
- Prevents loosening on vibrating parts, e.g. pumps, presses or gear boxes.
- Tolerates light oil deposit of industrial oils.



Please note

Adhesives and Sealants presented in this catalogue may not be available in all countries and are subject to country laws and regulations.

Please contact your ParkerStore.

TL60 - Anaerobic threadlocker adhesive (for passive materials)



140 Partner DirectLink

Part number	Viscosity	Breakaway torque	Gap fill mm	Temperature resistance °C	Volume ml
TL60E50B12	medium	high	0.15	-60 / +180	50

Application:

- For passive materials like stainless steel, aluminium, without activator.
- Ideal for permanently locking of studs on pump housings and engine blocks.
- For applications without regular removal for maintenance.

TL86 - Anaerobic threadlocker adhesive



140 Partner DirectLink

Part number	Viscosity	Breakaway torque	Gap fill mm	Temperature resistance °C	Volume ml
TL86E50B12	medium	high	0.15	-60 / +150	50

Application:

- For high strength applications.
- For applications without regular removal for maintenance.
- Tolerate light oil deposit of industrial oils.

- | | |
|---------------|---|
| Description: | <ul style="list-style-type: none"> Parker anaerobic retaining compounds are clean, easy to use and very economical. Handling strength is reached within a few minutes and total cure within a few hours at room temperature. |
| Applications: | <ul style="list-style-type: none"> For fixing of assembly parts like bearings, bushes and other cylindrical parts on shafts and housings. |
| Benefits: | <ul style="list-style-type: none"> Prevent seizing and corrosion of assembled parts. Enable increased power transmissions. Repair of worn out assembly parts. |

RC30 - Anaerobic retainer adhesive



140 Parker DirectLuk

Part number	Viscosity	Breakaway torque	Gap fill mm	Temperature resistance °C	Volume ml
RC30E50B12	high	high	0.20	-60 / +180	50

- Application:
- For passive materials like stainless steel, aluminium, without activator.
 - High temperature resistance.

RC60 - Anaerobic retainer adhesive



140 Parker DirectLuk

Part number	Viscosity	Breakaway torque	Gap fill mm	Temperature resistance °C	Volume ml
RC60E50B12	very high	high	0.50	-60 / +150	50

- Application:
- Ideal for repairing worn cylindrical parts without postprocessing.
 - Allows re-use of worn bearing seats, keys and splines.
 - Suitable for clearance compensation.
 - Gap-bridging up to 0.5 mm.

RC81 - Anaerobic retainer adhesive



140 Parker DirectLuk

Part number	Viscosity	Breakaway torque	Gap fill mm	Temperature resistance °C	Volume ml
RC81E50B12	low	high	0.10	-60 / +150	50

- Application:
- For cylindrical fitting parts that can not be thoroughly degreased.
 - Ideal for cylindrical parts with thin gaps.
 - Particularly suitable for bearing retainer.
 - Tolerate light oil deposit of industrial oils.

RC83 - Anaerobic retainer adhesive



140 Parker DirectLink

Part number	Viscosity	Breakaway torque	Gap fill mm	Temperature resistance °C	Volume ml
RC83E50B12	medium	high	0.20	-60 / +150	50

Application:

- High resistance to dynamic, axial, and radial loads.
- Ideal for parts that are used in gears, pulleys or similar applications.
- Universal type for virtual all areas.

RC84 - Anaerobic retainer adhesive



140 Parker DirectLink

Part number	Viscosity	Breakaway torque	Gap fill mm	Temperature resistance °C	Volume ml
RC84E50B12	medium	high	0.15	-60 / +175	50

Application:

- Ideal for retaining of parts with a clearance or interference fit, e.g. bushes, bearings and shafts.
- High temperature resistance.

Description: • Parker anaerobic gasketing compounds are clean, easy to use and very economical. Handling strength is reached within a few minutes and total cure within a few hours at room temperature.

Applications: • For sealing of hydraulic and pneumatic couplings, compressed air and coolant lines, flanges, housings, caps.

Benefits:

- Prevent leakage of fluid and gaseous substances.
- Prevent seizing and corrosion of sealed parts.
- Prevent settling of the gasket.
- Prevent blocking and pollution of valves and plugs (which may occur by using Teflon tape or hemp).

GT21 - Anaerobic hydraulic and pneumatic gasketing compound



140 Parker DirectLink

Part number	Viscosity	Breakaway torque	Gap fill mm	Temperature resistance °C	Volume ml
GT21E50B12	medium	medium	0.15	-60 / +150	50
GT21E200B8	medium	medium	0.15	-60 / +150	50

Application:
 - Ideal for fine threaded joints in hydraulic and pneumatic systems.
 - Suitable for small threaded connections.

GG25 - Anaerobic gasketing compound for flanges



140 Parker DirectLink

Part number	Viscosity	Breakaway torque	Gap fill mm	Temperature resistance °C	Volume ml
GG25E50B12	very high	low	0.30	-60 / +150	50
GG25E200B8	very high	low	0.30	-60 / +150	200

Application:
 - Ideal for sealing of large, rigid flanges.
 - For flanges, the assembly may take several hours.

GG72 - Anaerobic gasketing compound for pipes and flanges (PTFE)



140 Parker DirectLink

Part number	Viscosity	Breakaway torque	Gap fill mm	Temperature resistance °C	Volume ml
GG72E50B12	very high	medium	0.40	-60 / +150	50
GG72E200B8	very high	medium	0.40	-60 / +150	200

Application:

- Ideal if curing should be slow so that readjustment of the parts is possible.
- Suitable for coarse metal threads.
- Instant sealing against pressures up to 6 bar.
- DVGW and KTW approval.

GG77 - Anaerobic gasketing compound for threaded pipes and fittings



140 Parker DirectLink

Part number	Viscosity	Breakaway torque	Gap fill mm	Temperature resistance °C	Volume ml
GG77E50B12	very high	medium	0.50	-60 / +150	50
GG77E200B8	very high	medium	0.50	-60 / +150	200

Application:

- Especially for fast processing at low temperatures, such as maintenance work in the outdoors.
- for medium strength applications.
- BAM approval for gaseous oxygen.



Description:

- Parker instant adhesives base on cyanoacrylate technology. They are highly resistant to disassembly, withstand temperatures from -50 to +135 °C and are resistant to many chemical influences.

Applications:

- For bonding various materials with and among each other within seconds.

Benefits:

- Fast connections.
- Enable increased strengths.
- Bonded parts can be processed immediately.
- Enable simple and quick constructions.

IA01 - Cyanoacrylate adhesive



140 Parker DirectLink

Part number	Viscosity	Breakaway torque	Gap fill mm	Temperature resistance °C	Volume ml
IA01E12B30	low	high	0.10	-50 / +80	12
IA01E30B20	low	high	0.10	-50 / +80	30
IA01E60B12	low	high	0.10	-50 / +80	60

Application:

- Specially suitable for EPDM, solid rubber, foamed rubber and plastics.
- Very fast curing.

IA04 - Cyanoacrylate adhesive



140 Parker DirectLink

Part number	Viscosity	Breakaway torque	Gap fill mm	Temperature resistance °C	Volume ml
IA04E12B30	medium	high	0.15	-50 / +80	12
IA04E30B20	medium	high	0.15	-50 / +80	30
IA04E60B12	medium	high	0.15	-50 / +80	60

Application:

- For metals, plastics and rubber.
- Fast curing.

IA15 - Cyanoacrylate adhesive



140 Parker DirectLink

Part number	Viscosity	Breakaway torque	Gap fill mm	Temperature resistance °C	Volume ml
IA15E30B20	high	high	0.20	-50 / +80	30
IA15E60B12	high	high	0.20	-50 / +80	60

Application:

- For porous, smooth or absorbent surfaces, e.g. ceramics, cork, wood, leather.
- For bigger gaps up to 0.2 mm.
- Slow curing.

IA25 - Cyanoacrylate adhesive



140 Parker DirectLink

Part number	Viscosity	Breakaway torque	Gap fill mm	Temperature resistance °C	Volume ml
IA25E30B20	high	high	0.20	-50 / +135	30

Application:

- For applications where impact resistance is required or impact or peeling load could occur.
- High temperature resistance.
- Residual elasticity after curing.
- Not sensitive to longer-term humidity.
- Slow curing.

Description:

- Parker epoxy adhesives are cold-curing, solvent-free 2-component systems providing strong adhesion. They enable material bonds with high tensile strength and impact resistance, which makes them ideally suited for assembly, repair and manufacturing uses.

Applications:

- For bonding of different materials such as metals, wood, hard plastics and glass.

Benefits:

- Permanently fixed bonding.

SAOFE - Repair Stick Steel



140 Parker DirectLink

Part number	Viscosity	Breakaway torque	Gap fill mm	Temperature resistance °C	Volume ml
SAOFE57B24	very high	high	-	-50 / +120	57
SAOFE115B12	very high	high	-	-50 / +120	115

Application:

- Easy handling: cut – knead - process.
- The cured material can be machined (e.g. drilling, filing, milling) and painted / varnished without pre-treatment.
- Wide temperature range (-50°C to +120°C).
- Resistant to oil, salt, alcohol, ester, and most alkaline solutions and diluted acids.

SA01 - Epoxy Minute Adhesive



140 Parker DirectLink

Part number	Viscosity	Breakaway torque	Gap fill mm	Temperature resistance °C	Volume ml
SA01E24B12	high	high	2	-50 / +80	24

Application:

- Ideally suited for design and assembly jobs.
- Residual-elastic-curing.
- Self-levelling.
- Transparent.

SA05 - Fast-Metal Minute Adhesive



140 Parker DirectLink

Part number	Viscosity	Breakaway torque	Gap fill mm	Temperature resistance °C	Volume ml
SA05E24B12	very high	high	4	-50 / +145	24

Application:

- Fills cracks, voids, gaps, and irregular surfaces – not only on vertical surfaces.
- Can be machined after curing, e.g. drilling, grinding, and filing.
- Ideally suited for repairs that require bridging of larger tolerances.
- Charcoal-grey.

Description:

- Parker Technical Sprays and Liquids are available for the following areas of application:
 - Cleaning and degreasing.
 - Lubricating and multifunctional oils.
 - Care and protection.
 - Surface and corrosion protection.
 - Dissolving and separating.
 - Inspection aids and other agents.
 - Assembly sprays.

ST02 - Activator (for anaerobically curing adhesives and sealants)



140 Parker DirectLink

Part number	Volume ml
ST02E200B12	200

Application:

- Surface treatment / primer for use with the anaerobically curing adhesives and sealants (TL-, RC-, GT-, and GG-series).
- Speeds up the cure time, and ensures stronger bonds on larger gaps.
- Must be used in cold weather or on passive surfaces to activate the curing process.

CP01 - Cleaner Spray



140 Parker DirectLink

Part number	Volume ml
CP01E500B12	500

Application:

- Cleaner spray CP01 cleans and degreases metals, glass, ceramics and many plastics, e.g. thermoplastics like PVC, acrylic glass, polystyrene and simple lacquer coats can be etched.
- Airs off quickly without leaving residues.
- Prior the use of Parker adhesives and sealants as oily/greasy surfaces impair their effectiveness.
- Cleaning and degreasing prior grounding and coating.
- Cleaning of machine components

CP02 - Plastic Cleaner (for sensitive plastics)



140 Parker DirectLink

Part number	Volume ml
CP02E500B12	500

Application:

- Ideal for cleaning and degreasing of sensitive surfaces.
- Suitable for surface treatment when bonding sensitive plastics, elastomers or painted/coated surfaces.
- Dries quickly without leaving residues.

LT01 - PTFE Multifunctional Spray



140 Parker DirectLink

Part number	Temperature resistance °C	Volume ml
LT01E400B12	-50 / +210	400

Application:

- Due to its special formulation, the high PTFE content resultant an extremely low friction coefficient, the product combines lubrication, corrosion protection, cleaning, water repelling and preservation functions in a single product.
- Displaces moisture from electrical lines.
- Eliminates squeaking and creaking noises.
- Protects all tools.
- Silicone-free and resistant to all weather influences.

LS01 - Silicone Spray



140 Parker DirectLink

Part number	Temperature resistance °C	Volume ml
LS01E400B12	-50 / +250	400

Application:

- Silicone Spray is an ideal release agent for efficient production and maintenance activities.
- Prevents accumulation of adhesive residues on presses and guiding elements.
- Protects electrical contacts from moisture.
- Keeps rubber, plastics and metal parts in good condition.
- Protects rubber parts from embrittling, freezing and sticking.

TS01 - Leak Detection Spray



140 Parker DirectLink

Part number	Temperature resistance °C	Volume ml
TS01E400B12	-0 / +50	400

Application:

- TS01 serves to quickly, easily and reliably detect leaks (cracks or porous places) on pressurised lines.
- For compressed air, natural or liquid gas applications.
- For possible leaks on fittings, valves, threaded connections and couplings.
- Does not form any hazardous compounds with carbon dioxide, propane, butane, acetylene, oxygen or natural gas.

TS90 - Hand Protective Foam



140 Parker DirectLink

Part number	Volume ml
TS90E200B12	200

Application:

- The hand protective foam forms a greaseless, invisible and water-resistant film that prevents various kinds of dirt from penetrating the skin and pores. This "invisible glove" protects against hazardous substances and irritants from aggressive chemicals.
- Can be easily washed off with warm water.
- Grease-free.
- Skin care effect due to liposomes.
- Dermatologically tested.

AS40 - Anti-Seize Assembly Spray



140 Parker DirectLink

Part number	Temperature resistance °C	Volume ml
AS40E400B12	-180 / +1.200	400

Application:

- The Anti-Seize Assembly Spray protects against corrosion, seizing and wear. It consists of selected, finely ground solid lubricants and a high-grade synthetic oil mixture.
- Suitable for high temperatures (up to 1,200 °C).
- Suitable for high pressures and aggressive media.
- Protection against electrolytic reactions between metals ("cold welding").

Description:

- Parker's hose assembly lubricant is pressure and temperature resistant. Simply dip the hose ends into Parker Hose oil and slightly lubricate the tooling prior to crimping.
- 1-litre container.

Hose Assembly Lubricant



61 Parker Direct Link

Part number

HOZE-OIL

Description:

- Water-oil emulsion for easier assembly of Parker Push-Lok® fittings. This product is very useful in combination with 837BM hose (labs-free).
- Push-Lok® assembly oil is also free from wetting disturbing substances, like substances such as e.g. silicone (Labs-free).
- 1-litre bottle.

Push-Lok® Assembly oil



61 Parker Direct Link

Part number

H896137

Description:

- Lubricant or grease is used with all types of O-Ring seals in order to ease assembly, increase life and reduce friction.
- Parker O-Lube® is a mineral oil-based lubricant containing barium soap, whilst Super O-Lube® is silicone-based.

Applications:

- Application recommendation must be followed to select and use a lubricant.

O-Lube® - Saponified barium mineral oil-based lubricant



Part number	Weight
30001000001	110 g
30001000002	16 kg

Super O-Lube® - Silicone-based lubricant



Part number	Weight
31001100001	55 g
31001100002	3.6 kg
31001100003	18 kg

7

Niromont lubricant for fitting assembly



Part number	Type
EONIROMONTPASTX	NIROMONT Assembly lubricant paste (130 g)
EONIROMONTFLUESSX	NIROMONT Assembly lubricant liquid (250 cc)

63 Parker Direct Link

Description:

- The great O-Ring hunt draws to an end - with an O-Ring Kit from Parker.
- Ideal for repair, fitting and assembly workshops. Available in various versions.

O-Ring kits



Part number	Kit	Details	Quantity	Compound
360402N0674	N°2	37 size of 2-xxx series	492	NBR 70 ShA
360402N0552	N°2	37 size of 2-xxx series	492	NBR 90 ShA
360402V0747	N°2	37 size of 2-xxx series	492	FKM 75 ShA
370404N0674	N°4	30 size of metric series	382	NBR 70 ShA
370405N0674	N°5	30 size of metric series	396	NBR 70 ShA
370406N0674	N°6	32 size of 2-xxx series	407	NBR 70 ShA
370407N0674	N°7	32 size of metric series	408	NBR 70 ShA
370408N0552	N°8	20 size for MS 33656	212	NBR 90 ShA

Description:

- The measuring cone can be used for quick and accurate identification of 2-xxx O-Ring up to 75 mm diameter.
- The reference diameter of the cross section is easily noted using a calibrated slot in the cone base.
- The measuring belt is suitable for O-Ring diameters of up to 200 mm.

Sizing cone and measuring belt



Part number
55000100000

Description:

- These tools make O-Ring assembly and removal much easier and avoid damage.
- The two piece kit comes complete in a plastic wallet.

Tooling



Part number	Material
55000200000	Metal
55000200001	Plastic

PARKER DIRECT LINK NEED MORE TECHNICAL DETAILS? WWW.PARKERSTOREDL.COM



42 Parker Direct Link is an easy way to access the complete technical data and drawings of the product you're interested in. All your answers under one number, it's as easy as 1, 2, 3:

- 1) Login to **www.parkerstoredl.com**
- 2) Select your language.
- 3) Enter the Parker Direct Link code indicated next to each product in this catalogue.




Apex Fluid Power Ltd.

Phone: 01228 511157

www.apexfluid.co.uk

Tooling & Accessories



MiniKrimp® - p. 516



Parflange® 1025 - p. 533



ServiceMaster Plus - p. 543

Hose Accessories

61 <small>Parker Direct Link</small>	● Guards.....	502
61 <small>Parker Direct Link</small>	● Hose Protectors.....	504

Clamps

61 <small>Parker Direct Link</small>	● Hose Clamps.....	507
63 <small>Parker Direct Link</small>	● Tube Clamps.....	509
63 <small>Parker Direct Link</small>	● Tube Clamp Components.....	512

Crimping

61 <small>Parker Direct Link</small>	● Hose Crimping Machines.....	516
61 <small>Parker Direct Link</small>	● Hose Crimping Tooling.....	523
61 <small>Parker Direct Link</small>	● Hose Cutting Machines.....	524

Tooling

61 <small>Parker Direct Link</small>	● Par-Lok® Wrench.....	526
---	------------------------	-----

Tube Tooling

64 <small>Parker Direct Link</small>	● Tube Cutters.....	527
63 <small>Parker Direct Link</small>	● EO Tube Preparation.....	528
63 <small>Parker Direct Link</small>	● Tube Bending Tool.....	530
63 <small>Parker Direct Link</small>	● Hand Tube Preparation.....	533

Measurement & Control

63 <small>Parker Direct Link</small>	● Test Point.....	537
63 <small>Parker Direct Link</small>	● Diagnostic Products.....	541
63 <small>Parker Direct Link</small>	● Diagnostic Accessories.....	544
63 <small>Parker Direct Link</small>	● Industrial Products.....	548
63 <small>Parker Direct Link</small>	● Sensors.....	551
54 <small>Parker Direct Link</small>	● Fluid Level Temperature Gauges.....	553
93 <small>Parker Direct Link</small>	● Pressure Regulators.....	554
54 <small>Parker Direct Link</small>	● Pressure Gauges.....	555
63 <small>Parker Direct Link</small>	● Thread Identification Kit.....	556
63 <small>Parker Direct Link</small>	● Fluid Condition Monitoring.....	558

Portable Filtration Solution

54 <small>Parker Direct Link</small>	● Portable Filtration Trolley and Guardian.....	560
---	---	-----

Accessories

64 <small>Parker Direct Link</small>	● PTFE Tape.....	562
---	------------------	-----



Apex Fluid Power Ltd.

HS - Containment grips for rubber and thermoplastic hose



61 Parker Direct Link

Part number	Inside Diameter		Outside Diameter	
	inch	Size	mm	F(kN)*
HS-03	3/16	-03	9-15	3/9
HS-05	5/16	-05	15-20	6/18
HS-08	1/2	-08	20-30	11/33
HS-12	3/4	-12	30-40	11/33

*F(kN) 3/9: working load 3 kN, breaking load 9 kN, e.g. DN5.

AG - Armour guard



61 Parker Direct Link

Part number	Inside Diameter mm	For hose size			
		701, 371LT, 372,731, 781, 791TC	301SN	421SN, 692, 436, 441, 462, 492, 461LT, 471TC, 451TC	801, 831 811
AG-060	15.20			-04	-04/-05
AG-066	16.75		-04	-05	
AG-072	18.25		-05	-06	-06
AG-084	21.30		-06	-08	-08
AG-097	24.60	-06	-08	-10	-10
AG-106	26.90	-08	-10		
AG-113	28.70			-12	-12
AG-122	30.95	-10	-12		
AG-131	33.25	-12			-16
AG-155	39.35	-16	-16	-16	-16
AG-166	42.15				
AG-182	46.20			-20	-20
AG-209	53.05	-20	-20	-24	-24
AG-232	58.90		-24		



55 SSG - Special cut-to-length spring guard (plated, hard drawn-steel wire) for thermoplastic hose



61 Parker Direct Link

Part number	Inside Diameter mm	Length mm
55SSG-3	11.9	127.0
55SSG-4	14.0	127.0
55SSG-5	15.5	127.0
55SSG-6	17.3	127.0
55SSG-8	21.1	127.0
55SSG-12	27.7	177.8

SG - Spring guard



61 Parker Direct Link

Part number	Inside Diameter mm	For hose size				
		701, 371LT, 372,731, 781, 791TC	301SN	421SN, 692, 436, 441, 462, 492, 461LT, 471TC, 451TC	801, 831	811
SG-060	15.20			-04	-04/-05	
SG-066	16.75		-04	-05		
SG-072	18.25		-05	-06	-06	
SG-084	21.30		-06	-08	-08	
SG-097	24.60	-06	-08	-10	-10	
SG-106	26.90	-08	-10			
SG-113	28.70			-12	-12	
SG-122	30.95	-10	-12			
SG-131	33.25	-12			-16	-12
SG-155	39.35	-16	-16	-16		-16
SG-161	40.85					
SG-166	42.15					
SG-182	46.20			-20		-20
SG-209	53.05	-20	-20	-24		
SG-220	55.85	-24				-24
SG-232	58.90		-24			
SG-270	68.55			-32		-32
SG-292	74.20		-32			

The steel protective coil spring made from corrosion resistant wire protects the hose cover against abrasion.



HG - PolyGuard plastic high resistance hose protector



61 Parker DirectLink

Part number	Inside Diameter mm	For hose size				
		701, 371LT, 372,731, 781, 791TC	301SN	421SN, 692, 436, 441, 462, 492, 461LT, 471TC, 451TC	801, 831	811
HG-075	19.1	-06	-06/-08	-08/-10	-08/-10	
HG-100	25.4	-08/-10	-10/-12	-12	-12	-12
HG-125	31.8	-12		-16	-16	
HG-150	58.1	-16	-16/-20	-20		-16/-20
HG-200	50.8	-20/-24/-32	-24/-32	-24/-32		-24/-32/-40
HG-350	88.9					-48

Shields hose from abrasion and cuts.
Resistant to air, water, oil, petrol, hydraulic fluid and most solvents.

PG - Parkoil flexible plastic hose protector



61 Parker DirectLink

Part number	Inside Diameter mm	For hose size				
		701, 371LT, 372,731, 781, 791TC	301SN	421SN, 692, 436, 441, 462, 492, 461LT, 471TC, 451TC	801, 831	811
PG-038	9.6					
PG-050	12.7		-03/-04	-04/-05	-04/-05	
PG-062	15.7		-05	-06	-06	
PG-075	19.1	-06	-06	-08	-08	
PG-088	25.4	-08	-08	-10	-10	
PG-100	30.2	-10	-10/-12	-12	-12	
PG-119	35.1	-12			-16	-12
PG-138	47.7	-16/-20	-16	16/-20		16/-20
PG-188		-24/-32	-20/-24/-32	-24/-32		-24/-32

Shields hose from abrasion and cuts.
Resistant to air, water, oil, petrol, hydraulic fluid and most solvents.

AS-B - Heavy series black colour - Partek® Nylon protective sleeve



61 Parker DirectLink

Part number	For hose size				
	701, 371LT, 372,731, 781, 791TC	301SN	421SN, 692, 436, 441, 462, 492, 461LT, 471TC, 451TC	801, 831	811
AS-B-11			-04	-04	
AS-B-13		-04	-05		
AS-B-13		-05	-06	-06	
AS-B-15		-06		-08	
AS-B-15	-06		-08		
AS-B-17	-08	-08	-10	-10	
AS-B-19	-10	-12	-12	-12	
AS-B-22	-12				-12
AS-B-27			-16	-16	
AS-B-33	-16	-16			-16
AS-B-37	-20	-20	-24		
AS-B-58					-40/-48

Temperature range -55°C up to +120°C.
Resistant to air, water, oil, petrol, hydraulic fluid and most solvents.

AS-Y - Heavy series yellow colour - Partek® Nylon protective sleeve



61 Parker Direct Link

Part number	For hose size				
	301SN	801, 831	811	701, 731, 781, 791TC	421, 436, 441, 463, 492, 493, 451TC, 461LT, 471TC
AS-Y-11		-04			-04
AS-Y-13	-04				-05
AS-Y-13	-05	-06			-06
AS-Y-15	-06	-08			
AS-Y-15				-06	-08
AS-Y-17	-08	-10		-08	-10
AS-Y-19	-12	-12		-10	-12
AS-Y-22			-12	-12	
AS-Y-27		-16			-16
AS-Y-33	-16		-16	-16	
AS-Y-37	-20			-20	-24

Temperature range -55°C up to +120°C.

PS-B - Light series black colour - Partek® Nylon protective sleeve



61 Parker Direct Link

Part number	For hose size				
	301SN	801, 831	811	701, 731, 781, 791TC	421, 436, 441, 463, 492, 493, 451TC, 461LT, 471TC
PS-B-13	-04	-06			-05
PS-B-13	-05				-06
PS-B-15	-06	-08		-06	-08
PS-B-17	-08	-10		-08	-10
PS-B-22	-12	-12	-12	-10	-12
PS-B-22			-12	-12	
PS-B-33	-16	-16	-16	-16	-16
PS-B-33			-16		
PS-B-35			-20		-20
PS-B-37	-20			-20	-24
PS-B-39	-24		-24	-24	
PS-B-45	-32		-32		-32
PS-B-47				-32	

Temperature range -55°C up to +120°C.

TOOLING & ACCESSORIES

08

FS-F - Fire sleeves



61 Parker Direct Link

TOOLING & ACCESSORIES

Part number	For hose size			
	301SN	801, 831	811	701, 731, 781, 791TC
FS-F-10	3	-04		
FS-F-11	-04			
FS-F-12	-05	-06		
FS-F-14	-06	-08	-06	
FS-F-16				-06
FS-F-18	-08/-10	-10	-08	-08
FS-F-20	-12	-12	-10	-10
FS-F-22		-16	-12	-12
FS-F-24				-16
FS-F-28	-16		-16	-16
FS-F-32			-20	-20
FS-F-38	-20/-24		-24	-20/-24
FS-F-40				
FS-F-48	-32		-32	-32

These firesleeves are constructed of a uniform single braid of glass fibre with a special outside coating. When fitting the firesleeve to hose assemblies with reusable or crimped fittings, a firesleeve clamp must be used. Temperature range -73°C up to +260°C.

M Series - Clamp - Miniature worm drive hose clamps



61 Parker Direct Link

Part number	Stretch area	
	inch	mm
M0200	0.25-0.62	6-16
M0300	0.30-0.87	8-22
M0400	0.66-1.25	16-32
M0500	0.66-1.50	16-8
M1100	2.50-3.50	64-90

For all clamping applications meeting normal environmental conditions.
Hex head screw made of zinc plated carbon steel.

MS Series - Worm drive hose clamps



61 Parker Direct Link

Part number	Stretch area	
	inch	mm
MS0200N	0.25-0.62	6-16
MS0300N	0.30-0.87	8-22
MS0400N	0.66-1.25	16-32
MS0500N	0.66-1.50	16-38
MS0600N	0.66-1.75	19-45
MS0700N	1.00-2.00	25-50
MS0800N	1.38-2.38	35-60
MS0900N	1.75-2.75	45-70
MS1000N	2.25-3.25	58-82
MS1100N	2.50-3.50	64-90
MS1200N	3.00-4.00	77-100

Preferred for those environmental conditions which require the extra protection provided by this 100% stainless steel hose clamp.
Hex head screw of AISI 305 series stainless steel.

S Series - Clamp - Standard



61 Parker Direct Link

Part number	Stretch area	
	inch	mm
S0600	0.38-0.87	10-22
S0800	0.44-1.00	11-25
S1000	0.50-1.12	13-28
S1040	5.00-7.00	129-178
S1200	0.50-1.25	13-32
S1600	0.75-1.50	19-40
S2000	0.75-1.75	19-44
S2400	1.00-2.00	26-50
S2800	1.32-2.25	34-57
S3200	1.57-2.50	40-64
S3600	0.88-2.75	23-70
S4000	1.13-3.00	29-76
S4400	1.32-3.25	34-82
S4800	1.63-3.50	42-90
S5200	1.88-3.75	48-95
S5600	2.13-4.00	54-100
S6400	2.63-4.50	67-114
S7200	3.13-5.00	80-130
S8000	3.63-5.50	92-140
S8800	4.25-6.00	108-150
S9600	4.75-6.50	121-165

Band and housing of stainless steel for all clamping applications, meeting normal environmental conditions.
Hex head screw made of zinc plated carbon steel.

SS - N Series - Clamp - All stainless



61 Parker
DirectLink

Part number	Stretch area	
	inch	mm
SS0600N	0.38-0.87	10-22
SS0800N	0.44-1.00	11-25
SS1000N	0.50-1.12	13-28
SS1040N	5.00-7.00	129-178
SS1200N	0.50-1.25	13-32
SS1600N	0.75-1.50	19-40
SS2000N	0.75-1.75	19-44
SS2400N	1.00-2.00	26-50
SS2800N	1.32-2.25	34-57
SS3200N	1.57-2.50	40-64
SS3600N	0.88-2.75	23-70
SS4000N	1.13-3.00	29-76
SS4400N	1.32-3.25	34-82
SS4800N	1.63-3.50	42-90
SS5200N	1.88-3.75	48-95
SS5600N	2.13-4.00	54-100
SS6400N	2.63-4.50	67-114
SS7200N	3.13-5.00	80-130
SS8000N	3.63-5.50	92-140
SS8800N	4.25-6.00	108-150
SS9600N	4.75-6.50	121-165

Preferred for those environmental conditions which require the extra protection provided by this 100% stainless steel hose clamp. Hex head screw of AISI 305 series stainless steel.



Description:	<ul style="list-style-type: none"> • According to DIN 3015: <ul style="list-style-type: none"> - Both upper and lower clamp-halves are identical. - Webs inside the bore of the clamps provide an impact and vibration deadening effect, and absorb the forces towards the direction of the tube axis. - When using hoses and cables, we recommend the use of clamp valves with a smooth bore. - Screw tightening torque and axial pipe shearing forces. - The indicated screw tightening torque and axial pipe shearing forces refer to assembly with cover plates and outside hexagon bolts according to DIN 931/933. - The axial pipe shearing force (according to DIN 3015, part 10) is an average value, determined by three tests made with a steel pipe according to DIN 2448 of St. 37, for which static friction is assumed (temperature during tests: 23°C). - When loading the clamp with the indicated test force (F) in the axial pipe direction, the pipe must not slide in the clamp.
Material:	<ul style="list-style-type: none"> • Polypropylene. • Polyamide. • Rubber. • Aluminium.
Temperature range:	<ul style="list-style-type: none"> • -30°C up to +90°C. • -40°C up to +120°C. • -50°C up to +120°C. • up to +300°C.
Colour:	<ul style="list-style-type: none"> • dark green. • black.

All metal parts available also in stainless steel.
Other materials upon request.
Stainless steel qualities 1.4401/1.4571 (AISI 316/316 TI), resistant to rust and acid.

Advantages:	<ul style="list-style-type: none"> • Suitable for system solutions.
Benefits:	<ul style="list-style-type: none"> • All products perfectly matched to one another.

Tube clamps



63 Parker Direct Ltd.

Mechanical properties	DIN	Polypropylene (PP)	Polyamide 6 (PA6)	Aluminium	Rubber
Density		0.906 g/cm ³	1.12-1.15 g/cm ³	2.65 g/cm ³	0.98 g/cm ³
Flexural deflection	DIN 53452	36 N/mm ²	130...200 N/mm ²	70 N/mm ²	-
Impact resistance	DIN 53453	no break	no break	-	-
Compressive strength	DIN 53454	90 N/mm ²	120 N/mm ²	HB 500...600 N/mm ²	A + B: 64° Shore C: 73° Shore
Modulus of elasticity	DIN 53452	1500 N/mm ²	3000 N/mm ²	70.000 N/mm ²	-
Tensile strength without breakage	DIN 53454	25-35 N/mm ²	80-90 N/mm ²	180 N/mm ²	A + B: 6.1 N/mm ² C: 8.5 N/mm ²
Thermal properties		Polypropylene (PP)	Polyamide 6 (PA6)	Aluminium	Rubber
Temperature resistance		-30 to +90°C	-40 to +120°C	300°C	-50 to +120°C
Chemical properties		Polypropylene (PP)	Polyamide 6 (PA6)	Aluminium	Rubber
Weak acids		limited resistance	limited resistance	-	resistant
Weak alkalis		limited resistance	limited resistance	-	resistant
Alcohol		resistant	resistant	-	resistant
Petrol		limited resistance	resistant	-	limited resistance
Mineral oils		resistant	resistant	-	resistant
Other oils		resistant	resistant	-	resistant

Tightening / Shearing Light Series (DIN 3015 - Part 1)

Size	Fixing screw DIN 931/933	Polypropylene		Polyamide		Aluminium	
		Screw tightening	Pipe shearing	Screw tightening	Pipe shearing	Screw tightening	Pipe shearing
		Torque (Mn)	Force F (kN)	Torque (Mn)	Force F (kN)	Torque (Mn)	Force F(kN)
0	M6	8	0.6	10	0.6	-	-
1	M6	8	1.1	10	0.7	12	4.2
2	M6	8	1.2	10	0.8	12	4.3
3	M6	8	1.4	10	1.6	12	4.8
4	M6	8	1.5	10	1.7	12	5.0
5	M6	8	1.9	10	2.0	12	7.3
6	M6	8	2.0	10	2.5	12	8.9

Tightening / Shearing Heavy Series (DIN 3015 - Part 2)

Size	Fixing screw DIN 931/933	Polypropylene		Polyamide		Aluminium	
		Screw tightening	Pipe shearing	Screw tightening	Pipe shearing	Screw tightening	Pipe shearing
		Torque (Mn)	Force F (kN)	Torque (Mn)	Force F (kN)	Torque (Mn)	Force F(kN)
1	M10	12	1.6	10	0.6	-	-
2	M10	12	1.1	10	0.7	12	4.2
3	M10	15	1.2	10	0.8	12	4.3
4	M12	30	1.4	10	1.6	12	4.8
5	M16	45	1.5	10	1.7	12	5.0
6	M20	80	1.9	10	2.0	12	7.3
7	M24	110	2.0	10	2.5	12	8.9
8	M30	180					



Tube clamp series A (Light construction series) - Components - DIN 3015 - Part 1

Order code for clamp halves:

- Polypropylene = RAP ; Inside smooth = RAPG.
 - Polyamide 6 = RAN ; Inside smooth = RANG.
 - Rubber = RAVG.
 - Aluminium = RAA (Aluminium only sizes 1 to 6).
 - (Please exchange as required standard abbreviation RAP in part number).
- 1 part = 2 clamp halves.

RAP - Tube clamp series A (Light construction series) - Components - DIN 3015 - Part 1



63 Parker Direct Link

Part number	Tube Outside Diameter		Clamp size
	inch	mm	
RAP006X	-	6.0	0
RAP006.4X	1/4	6.4	0
RAP008X	5/16	8.0	0
RAP009.5X	3/8	9.5	0
RAP010X	-	10.0	0
RAP012X	-	12.0	0
RAP106X	-	6.0	1
RAP106.4X	1/4	6.4	1
RAP108X	5/16	8.0	1
RAP109.5X	3/8	9.5	1
RAP110X	-	10.0	1
RAP112X	-	12.0	1
RAP212.7X	1/2	12.7	2
RAP213.5X	-	13.5	2
RAP214X	-	14.0	2
RAP215X	-	15.0	2
RAP216X	5/8	16.0	2
RAP217.2X	-	17.2	2
RAP218X	-	18.0	2
RAP319X	3/4	19.0	3
RAP320X	-	20.0	3
RAP321.3X	-	21.3	3
RAP322X	-	22.0	3
RAP323X	-	23.0	3
RAP325X	1	25.0	3
RAP426.9X	-	26.9	4
RAP428X	-	28.0	4
RAP430X	-	30.0	4
RAP532X	1 1/4	32.0	5
RAP533.7X	-	33.7	5
RAP535X	-	35.0	5
RAP538X	1 1/2	38.0	5
RAP540X	-	40.0	5
RAP542X	-	42.0	5
RAP645X	-	45.0	6
RAP648X	-	48.0	6
RAP650X	-	50.0	6
RAP650.8X	2	50.8	6
RAP652X	-	52.0	6
RAP655X	-	55.0	6
RAP657X	2 1/4	57.0	6

When assembling solid rubber clamps, covering plates, hexagon screws and locking washers must be used.

APLA - Weld/screw plate - Long

Part number	Clamp size
APLA0X	0
APLA1X	1
APLA2X	2
APLA3X	3
APLA4X	4
APLA5X	5
APLA6X	6

63 Parker
DirectLink

APDA - Twin welding plate

Part number	Clamp size
APDA1X	1
APDA2X	2
APDA3X	3

63 Parker
DirectLink

APRA - Multiple weld plate

Part number	Clamp size
APRA0X (10 clamps)	0
APRA1X (10 clamps)	1
APRA2X (10 clamps)	2
APRA3X (10 clamps)	3

63 Parker
DirectLink

APWA - Weld plate - Angled

Part number	Clamp size
APWA1X	1
APWA2X	2
APWA3X	3
APWA4X	4
APWA5X	5

63 Parker
DirectLink



DPA - Cover plate

Part number	Clamp size
DPA0X	0
DPA1X	1
DPA2X	2
DPA3X	3
DPA4X	4
DPA5X	5
DPA6X	6

63 Parker Direct Link

Metal parts also available in stainless steel.

ASA - Stacking 1

Part number	Clamp size
ASA0X	0
ASA0X	1
ASA2X	2
ASA3X	3
ASA4X	4
ASA5X	5
ASA6X	6

63 Parker Direct Link

The use of stacking bolts necessitates the use of locking plates in the assembly design. When assembling solid rubber clamps, cover plates, hexagon screws and locking washers must be used.

TS...A/B - Mounting rail

Part number	Dimensions Thickness
TS11A/B1X	11
TS11A/B2X	11
TS14A/B1X	14
TS14A/B2X	14
TS30A/B1X	30
TS30A/B2X	30

63 Parker Direct Link



TM...A/B1 - Rail nut

63 Parker
Direct Link

Part number	Dimensions			
	a	b	c	m
TMA/TMB1VERZX	25.4	10.4	12	M6

SLA - Slot head

63 Parker
Direct Link

Part number	Dimensions
	Diameter x Length
SLA0X	M 6 x 20
SLA2X	M 6 x 25
SLA3X	M 6 x 30
SLA4X	M 6 x 35
SLA5X	M 6 x 50
SLA6X	M 6 x 60

SSLA - Hexagon head

63 Parker
Direct Link

Part number	Dimensions
	Diameter x Length
SSLA0X	M 6 x 30
SSLA2/SSB1X	M 6 x 35
SSLA3X	M 6 x 40
SSLA4X	M 6 x 45
SSLA5X	M 6 x 60
SSLA6X	M 6 x 70

ISA - Socket head

63 Parker
Direct Link

Part number	Dimensions
	Diameter x Length
ISA0X	M 6 x 20
ISA2X	M 6 x 25
ISA3X	M 6 x 30
ISA4X	M 6 x 35
ISA5X	M 6 x 50
ISA6X	M 6 x 60

SBA - Locking plate 1

63 Parker
Direct Link

Part number	Length	Hex
	mm	mm
SBAX	30	11

USA - Locking washer 2

63 Parker
Direct Link

Part number	Dimensions	
	a	b
USA/USB1X	9	18



HOSE CRIMPING MACHINES

YES

YOU CAN



Parker KarryKrimp®

Need to replace a faulty hose assembly?

Site too far from a ParkerStore and out of range of a Hose Doctor Service?

Just one solution: a KarryKrimp mobile crimping machine – simple to operate, cost-effective and built to provide years of dependable service.

In a few minutes, your machinery will be running again and the problem is solved.

So take a Parker KarryKrimp with you and keep your site working.

For more information or to locate your nearest ParkerStore, visit www.parkerstore.com.



Apex Fluid Power Ltd.

Phone: 01228 511157

www.apexfluid.co.uk

For hose fittings: Parkrimp® crimp fittings

- Description: • MiniKrimp® crimps one and two steel wire or textile braided hoses from size -04 up to size -16.
- Fitting series: • 48 (rubber hoses).
• 55, 56, 58, 91N, EH (thermoplastic hoses).
• This machine cannot crimp 43 series stainless steel fittings.
- Dimensions: • L 127 mm x W 178 mm x H 394 mm.
- Weight: • 16 kg.
- Set up time: • 20 sec.
- Applications: • Used for service with handpump (see p. 520) and die rings (see p. 516, 523).
- Restrictions: • Not suitable for multispiral hoses or two-piece fittings.
• Not suitable for regular crimping of size -12 and size -16 hoses.

94C - MiniKrimp® - Hose crimping machine for small sizes up to size -16



61 Parker DirectLink

66 Parker DirectLink

Part number

94C-001-PFD

82C-R - Die ring for MiniKrimp®



61 Parker DirectLink

66 Parker DirectLink

Part number

82C-R01

82C-R02

Colour

Silver

Black

TOOLING & ACCESSORIES

8



80C-T - Die set for MiniKrimp® - 91N series fittings



61 Parker Direct Link

66 Parker Direct Link

Part number	Inside Diameter	
	inch	Size
80C-T04N	1/4	-04
80C-T05N	5/16	-05
80C-T06N	3/8	-06
80C-T08N	1/2	-08
80C-T10N	5/8	-10
80C-T12N	3/4	-12
80C-T16N	1	-16

Die set are colour-coded to ease identification

80C-P - Die set for MiniKrimp® - 56 series fittings



61 Parker Direct Link

66 Parker Direct Link

Part number	Inside Diameter		For hose type
	inch	Size	
80C-P03	3/16	-03	520N/528N/540N/1202LT
80C-P03F	3/16	-03	2040N
80C-P04	1/4	-04	520N/528N/540N/1202LT/2040N
80C-P05	5/16	-05	520N/528N/540N/1202LT
80C-P05F	5/16	-05	2040N
80C-P06	3/8	-06	520N/528N/540N/1202LT/2040N
80C-P08	1/2	-08	520N/528N/540N/2040N



Description:	<ul style="list-style-type: none"> • KarryKrimp® crimps one and two steel wire or textile braided hoses from size -4 up to size -20. • Press with hand pump, hose assembly and 2 die rings.
Fitting series:	<ul style="list-style-type: none"> • 48 (rubber hoses). • 55, 56, 58, 91N, EH (thermoplastic hoses).
Dimensions:	<ul style="list-style-type: none"> • H 686 mm x W 380 mm x D 305 mm.
Weight:	<ul style="list-style-type: none"> • 23 kg (82CE-061). • 18 kg (82C-061).
Die rings:	<ul style="list-style-type: none"> • 82C, see page 523.
Restrictions:	<ul style="list-style-type: none"> • Not suitable for multispiral hoses or two piece fittings.

82CE - KarryKrimp® 1 - Crimping press with air hydraulic pump



61 Parker DirectLink
66 Parker DirectLink

Part number	Details
82CE-061	KarryKrimp® 1 (with hand pump, die rings, hose assembly)
82CE-003	KarryKrimp® 1 (with air-hydraulic pump 82CE-OAP, die rings and hose assembly)

TOOLING & ACCESSORIES

88

Description:	<ul style="list-style-type: none"> • KarryKrimp® 2 crimps*: <ul style="list-style-type: none"> - One and two steel wire - Textile braided hoses up to size -20 - Three steel wire braided hoses up to size -16 - 4SP multispiral hoses up to size -16 - 4SH multispiral hoses up to size -16 - Six steel wire multispiral hoses up to size -16.
Fitting series:	<ul style="list-style-type: none"> • 26,43,46,48,70,73,78 (rubber hoses). • 55, 56, 58, 91N, EH (thermoplastic hoses).
Dimensions:	<ul style="list-style-type: none"> • H 762 mm x W 356 mm x D 381 mm (with stand).
Weight:	<ul style="list-style-type: none"> • 46 kg.
Die rings:	<ul style="list-style-type: none"> • 85C, see page 523.
Applications:	<ul style="list-style-type: none"> • Used for service with hand pump, air-hydraulic and electrical pump.
Restrictions:	<ul style="list-style-type: none"> • Not suitable for multispiral hoses sizes -20, -24 and -32. • Not for two-piece fittings.

* Complete with hose assembly and quick coupling, 2 die rings and dismantable stand.

85CE - KarryKrimp® 2 - Portable crimper for braided and multispiral hoses



61 Parker
Direct Line

66 Parker
Direct Line

Part number	Details
85CE-061	KarryKrimp® 2 (with hand pump, die rings and hose assembly)
85C-061	KarryKrimp® 2 (without pump but with die rings and hose assembly)
85CE-003	KarryKrimp® 2 (with air-hydraulic pump, die rings and hose assembly)

- Operating pressure: • Max. 70 MPa.
- Dimensions: • L 395 mm x W 148 mm x H 145 mm.
- Weight: • 5.3 kg.
- Connection: • Hydr. 3/8-18NPTF thread, Air 1/4-18NPTF thread.

82CE-OAP - Air / Hydraulic Pump



Part number
82CE-OAP

61 Parker Direct Link
66 Parker Direct Link

- Operating pressure: • Max. 70 MPa.
- Dimensions: • L 539 mm x W 417 mm x H 151 mm.
- Weight: • 11.6 kg.
- Lever Force: • 55 kg.
- Tank capacity: • 2294 cm³.

85CE-OHP - Hand pump



Part number
85CE-OHP

61 Parker Direct Link
66 Parker Direct Link

Description:	<ul style="list-style-type: none">• Hose assembly to connect either hand pump or air-hydraulic pump to the press.
Operating pressure:	<ul style="list-style-type: none">• Max. 700 bar (10153 psi).
Dimensions:	<ul style="list-style-type: none">• L 1830 mm.
Port size:	<ul style="list-style-type: none">• 1 3/8-18NPT male.• 2 3/8" coupling.

82C-00L - Hose assembly



Part number

82C-00L

61
Parker
Direct Link

66
Parker
Direct Link



- Operating pressure: • 70 MPa.
- Dimensions: • L 320 mm x W 320 mm x H 480 mm.
- Weight: • 8.4 kg.
- Tank capacity: • 662 cm³.

85C-0AP - Turbo air pump

Part number	Compressed-air supply
85C-0AP	1/4 18NPTF thread



61 Parker
OverLok
66 Parker
OverLok

- Operating pressure: • 70 MPa with 3/2 hand valve.
- Dimensions: • L 320 mm x W 320 mm x H 480 mm.
- Weight: • 12 kg.
- Tank capacity: • 2000 cm³.
- Connection: • Single phase / 230 V.

82CE-0EP - Power pump

Part number
82CE-0EP




61 Parker
OverLok
66 Parker
OverLok

TOOLING & ACCESSORIES

8

Parkrimp® - Die Sets



Part number	Hose Inside Diameter		Connection series
	DN	Size	
80C-E04	-04	-06	26
80C-A04	-04	-06	43
80C-B04	-04	-06	46
80C-C04	-04	-06	48
80C-E05	-05	-08	26
80C-A05	-05	-08	43
80C-B05	-05	-08	46
80C-C05	-05	-08	48
80C-E06	-06	-10	26
80C-A06	-06	-10	43
80C-B06	-06	-10	46
80C-C06	-06	-10	48
83C-D06	-06	-10	70
83C-D06	-06	-10	71
80C-E08	-08	-12	26
80C-A08	-08	-12	43
80C-B08	-08	-12	46
80C-C08	-08	-12	48
83C-D08	-08	-12	70
83C-D08	-08	-12	71
80C-E10	-10	-16	26
80C-A10	-10	-16	43
80C-B10	-10	-16	46
80C-C10	-10	-16	48
83C-D10	-10	-16	70
83C-D10	-10	-16	71
80C-E12	-12	-20	26
80C-A12	-12	-20	43
80C-B12	-12	-20	46
80C-C12	-12	-20	48
83C-D12	-12	-20	70
83C-D12	-12	-20	71
83C-L12 or 80C-L12	-12	-20	73/78/79
80C-E16	-16	25	26
80C-A16 or 83C-A16H	-16	25	43
80C-B16	-16	25	46
80C-C16 or 83C-C16H	-16	25	48
83C-D16 or 83C-D16H	-16	25	70
83C-D16 or 83C-D16H	-16	25	71
83C-L16 or 80C-L16	-16	25	73/78/79
83C-E20	-20	-32	26
80C-A20 or 83C-A20H	-20	-32	43
80C-B20	-20	-32	46
80C-C20 or 83C-C20H	-20	-32	48
83C-D20 or 83C-D20H	-20	-32	70
83C-D20 or 83C-D20H	-20	-32	71
83C-L20	-20	-32	73/78/79
83C-E24	-24	40	26
83C-A24	-24	40	43
83C-D24	-24	40	70
83C-D24	-24	40	71
83C-L24	-24	40	73/78/79
83C-E32	-32	50	26
83C-A32	-32	50	43
83C-C32	-32	50	48
83C-D32	-32	50	71
83C-L32	-32	50	73/78/79

61 Parker Die/Link

66 Parker Die/Link

- Description:**
- TH3-3 Cut-off machine cuts:
 - One and two steel wire.
 - Wire-braided hoses, up to size -32.
 - Four steel wire multispiral hoses up to size -32.
 - Six steel wire multispiral hoses up to size -20.
 - Blade covered during use.
- Dimensions:**
- H 370 mm x W 650 mm x D 580 mm (with hand lever H 1050 mm).
- Weight:**
- 75 kg.
- Electrical power:**
- 400 V - 3.7 KW - 50 Hz - 16 A.
- Exhaust system:**
- 50 mm diameter.
- Suction flow:**
- 400 m³/h.
- Restrictions:**
- Cutting 6 layer multispiral hoses will reduce the service life of the blade.

TH3-3 - Cut-off machine



61 Parker Direct Link
66 Parker Direct Link

Part number	Replacement blade part number	Serrated blade	
		part number	diameter
TH3-3	T891180	T905871	350 mm x 3 mm x 30 mm

Machine with standard smooth blade
Diameter: 350 mm x 3 mm x 30 mm

- Description:**
- TH3-2 Cut-off machine cuts:
 - One and two steel wire.
 - Wire-braided hoses, -20.
 - Four steel wire multispiral hoses up to size -16.
- Dimensions:**
- W 650 mm x D 420 mm x H 300 mm (with hand lever H 1050 mm).
- Weight:**
- 50 kg.
- Applications:**
- For mobile service vehicles with 12 V supply.
- Restrictions:**
- Not suitable for large hose sizes or multispiral hose.

TH3-2 - Cut-off machine



61 Parker Direct Link
66 Parker Direct Link

Part number	Replacement blade part number
TH3-2-12VDC	T891179

Machine with standard smooth blade
Diameter: 275 mm x 3 mm x 30 mm

Description:	<ul style="list-style-type: none"> • EM Small hose-cutting machine cuts: <ul style="list-style-type: none"> - Textile or one steel wire braided hoses up to size -16. - Two steel wire braided hoses up to size -12.
Dimensions:	<ul style="list-style-type: none"> • L 360 mm x W 340 mm x H 310 mm.
Weight:	<ul style="list-style-type: none"> • 6.9 kg.
Electric motor:	<ul style="list-style-type: none"> • Circular saw motor 230 V, 50/60 Hz, 900 W, 4400 Rpm.
Cutting disc:	<ul style="list-style-type: none"> • TM 150 x 2.5 x 20 mm (HSS).
Electrical shielding:	<ul style="list-style-type: none"> • According to VDE KI.II 0740.
Radio shielding:	<ul style="list-style-type: none"> • According to VDE 0875.
Applications:	<ul style="list-style-type: none"> • Can be used on a workbench or in or vice bench. • Blade protected by a safety cover during use. • Equipped with an electrical safety switch.
Restrictions:	<ul style="list-style-type: none"> • Not suitable for all multispiral hoses or industrial hose in large sizes from -20 to -32.

EM - Small hose-cutting machine



61 Parker
Direct Link
66 Parker
Direct Link

Part number	Cutting blade, smooth part number
EM 10.P	TM 160 x 2,5 x 20

Par-Lok® wrench - inch



61 Parker Direct Link

66 Parker Direct Link

Part number	Hex inch
860062-6	3/8
860062-7	7/16
860062-8	1/2
860062-9	9/16
860062-10	5/8
860062-11	11/16
860062-12	3/4
860062-13	13/16
860062-14	7/8
860062-15	15/16
860062-16	1
860062-KIT	Full Kit all sizes

Par-Lok® wrench - metric



61 Parker Direct Link

66 Parker Direct Link

Part number	Hex mm
860063-10	10
860063-11	11
860063-12	12
860063-13	13
860063-14	14
860063-16	16
860063-17	17
860063-19	19
860063-21	21
860063-22	22
860063-24	24
860063-27	27
860063-30	30
860063-32	32
860063-36	36
860063-41	41
860063-KIT	Full kit all sizes

TOOLING & ACCESSORIES

08



PTC - Plastic tube cutter



64 Parker
Direct Line

Part number
PTC

EO-KARRYMAT - Portable pre-assembly device for EO tube connections



Part number	Type
EOKARRYMAT	Complete assembly device including handpump, carrying case and operation manual

63 Parker Direct Link

VOMO - Pre-assembly tools for EO/EO-2 tube connections



63 Parker Direct Link

Part number	Tube Outside Diameter
	mm
VOM006LX	6
VOM008LX	8
VOM010LX	10
VOM012LX	12
VOM015LX	15
VOM018LX	18
VOM022LX	22
VOM028LX	28
VOM035LX	35
VOM042LX	42
VOM006SX	6
VOM008SX	8
VOM010SX	10
VOM012SX	12
VOM014SX	14
VOM016SX	16
VOM020SX	20
VOM025SX	25
VOM030SX	30
VOM038SX	38

TOOLING & ACCESSORIES

GHP - Backing plates



63 Parker Direct Link

Part number	Tube Outside Diameter mm	Connection series
GHP04X	4	LL
GHP06X	6	LL
GHP08X	8	LL
GHP10X	10	LL
GHP12X	12	LL
GHP06X	6	L
GHP08X	8	L
GHP10X	10	L
GHP12X	12	L
GHP15X	15	L
GHP18X	18	L
GHP22X	22	L
GHP28X	28	L
GHP35X	35	L
GHP42X	42	L
GHP06X	6	S
GHP08X	8	S
GHP10X	10	S
GHP12X	12	S
GHP14X	14	S
GHP16X	16	S
GHP20X	20	S
GHP25X	25	S
GHP30X	30	S
GHP38X	38	S

TOOLING & ACCESSORIES



BAV 6/12 - Combined tube bending and cutting tool



63 Parker DirectLink

Part number	Type
BAV06/12KPLX	Combined tube bending and cutting tool including 3 bending rolls for 6 to 12 mm tube and bending lever

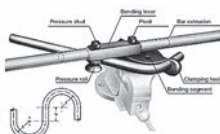
BV 6/18 - Tube bending tool



63 Parker DirectLink

Part number	Type
BV06/18KPLX	Tube bending tool complete device including 6 bending rolls for 6 to 18 mm tube and bending lever

BV 20/25 - Tube bending tool



63 Parker DirectLink

Part number	Type
BV20/25KPLX	BV 20/25 Tube bending device including 3 bending segments for tube outside diameter 20 to 25 mm and bending lever without bar extension tube

TOOLING & ACCESSORIES

AV 6/42 - Tube saw square



63 Parker
Direct Link

Part number	Type
AV06/42KPLX	Tube cutting tool

WZK - Tool boxes



63 Parker
Direct Link

Part number	Type
WZK1KOMPLX	Toolbox WZK1
WZK2KOMPLX	Toolbox WZK2

226 - Internal-External tube



63 Parker
Direct Link

Part number	Type
226A	Tube deburrer
226A BLADES	Replacement blades

Description:

- Parker PTB heavy duty 180° tube bender with unique indexing handle allowing the making of tight bends. For 1/4" to 1/2" and 6 mm to 12 mm.

Advantages:

- Rollers in the bending handle reduce friction and bending effort.

Benefits:

- Accurate and tight bends up to 180° in stainless steel and other tougher metals.
- Comfortable and durable ergonomically molded cushion grips.

Parker PTB heavy duty 180° tube bender with unique indexing handle



63 Parker Direct Link

Part number	Tube Outside Diameter	
	inch	mm
PTB-4T	1/4	
PTB-6T	3/8	
PTB-8T	1/2	
PTB-6M		6
PTB-8M		8
PTB-10M		10
PTB-12M		12



Parflange® 1025 is an orbital flaring machine designed to cold form high pressure tube connections. The unique feature of the Parflange® process is that the deformation of the tube end is achieved by rolling rather than by just pushing a tool into the tube end. The Parflange® machine smoothly compresses the tube material and achieves a high strength joint with a polished surface of the tube end.

Advantages:

- **Faster:**
 - 9-12 times the speed of comparable induction brazing.
 - Simple tube preparation - The Parflange® process does not require any special pre- or post-flange cleaning of the tube and sleeve.
- **Safety :**
 - Unlike brazing, the Parflange® process does not require any flux, braze alloy, post braze cleaner or rust inhibitor. An environmentally safe lubricant applied to the flanging pin is all that is required for the Parflange® process.
- **Environment:**
 - The Parflange® process is environmentally clean and safe. It does not use a fraction flame or any form of heating. Additionally, there is no emission of hazardous fumes, as is typical with welding and brazing.
- **Energy:**
 - The Parflange® process uses only a fraction of the energy needed for welding or brazing.
- **Corrosion resistance**
 - The Parflange® process accommodates the use of plated or unplated components (i.e. tube and sleeve). Thus, the high costs of electroplating assemblies after fabrication is eliminated by using pre-plated tube.
- **Excellent surface quality.**
 - The Parflange® process eliminates the potential leak path present at the braze or joint.

Benefits:

- Unique surface quality and mechanical strength.
- Proven technology for more than 14 years.
- Time and cost saving process.

Parflange® 1025 - Workshop machine for O-Lok® and Triple-Lok®



63 Parker PowerLine

Part number	Type
1025-220VMON050	Parflange® 1025 - Basic machine

Impact flaring tools for metric tube

Part number		Tube Outside Diameter	
Pre-flaring pin	Flaring pin	Vice block	mm
-	P17408	M27406	6
-	P17408	M05742	8
-	P17408	M27410	10
-	P17414	M27412	12
-	P17414	M27414	14
-	P17414	M27415	15
-	P17414	M27416	16
-	P17418	M27418	18
-	P17418	M27420	20
P1E	P17422	M14742	22
P1E	P17422	M27425	25
P1E	P17432	M27430	30
P1E	P17432	M27432	32
P1E	P17438	M24742	38

63 Parker DirectLink


Impact flaring tools for imperial tube

Part number		Tube Outside Diameter	
Pre-flaring pin	Flaring pin	Vice block	inch
-	P17408	M04742	1/4
-	P17408	M05742	5/16
-	P17408	M06742	3/8
-	P17414	M08742	1/2
-	P17414	M10742	5/8
P1E	P17418	M12742	3/4
P1E	P17422	M14742	7/8
P1E	P17422	M16742	1
P1E	P17432	-	1 1/4
P1E	P17438	M24742	1 1/2

63 Parker DirectLink

TOOLING & ACCESSORIES


Parflange® tools for O-Lok® - Metric tubing



63 Parker
Direct Link

Part number		Tube size
Flange pin O-Lok®	Flange die O-Lok®	mm
B3018006X1M	M4018006X1M	6 x 1
B3018008X1M	M4018008X1M	8 x 1
B3018008X1.5M	M4018008X1.5M	8 x 1.5
B3018010X1M	M4018010X1M	10 x 1
B3018010X1.5M	M4018010X1.5M	10 x 1.5
B3018010X2M	M4018010X2M	10 x 2
B3018012X1M	M4018012X1M	12 x 1
B3018012X1.5M	M4018012X1.5M	12 x 1.5
B3018012X2M	M4018012X2M	12 x 2
B3018015X1.5M	M4018015X1.5M	15 x 1.5
B3018015X2M	M4018015X2M	15 x 2
B3018016X1.5M	M4018016X1.5M	16 x 1.5
B3018016X2M	M4018016X2M	16 x 2
B3018018X1.5M	M4018018X1.5M	18 x 1.5
B3018018X2M	M4018018X2M	18 x 2
B3018020X2M	M4018020X2M	20 x 2
B3018020X2.5M	M4018020X2.5M	20 x 2.5
B3018020X3M	M4018020X3M	20 x 3
B3018022X2.5M	M4018022X2.5M	22 x 2.5
B3018025X2.5M	M4018025X2.5M	25 x 2.5
B3018025X3M	M4018025X3M	25 x 3
B3018028X2M	M4018028X2M	28 x 2
B3018028X2.5M	M4018028X2.5M	28 x 2.5
B3018030X2M	M4018030X2M	30 x 2
B3018030X3M	M4018030X3M	30 x 3
B3018030X4M	M4018030X4M	30 x 4
B3018035X3M	M4018035X3M	35 x 3
B3018038X3M	M4018038X3M	38 x 3


Parflange® tools for Triple-Lok® - Metric tubing



63 Parker
DirectLink

Part number	Flare pin Triple-Lok®	Flare die Triple-Lok®	Tube size mm
B3007406X1M		M4007406M	6 x 1
B3007406X1.5M		M4007406M	6 x 1.5
B3007408X1M		M4007408M	8 x 1
B3007408X1.5M		M4007408M	8 x 1.5
B3007410X1M		M4007410M	10 x 1
B3007410X1.5M		M4007410M	10 x 1.5
B3007412X1.5M		M4007412M	12 x 1.5
B3007412X2M		M4007412M	12 x 2
B3007415X1.5M		M4007415M	15 x 1.5
B3007415X2M		M4007415M	15 x 2
B3007416X1.5M		M4007416M	16 x 1.5
B3007416X2M		M4007416M	16 x 2
B3007418X1.5M		M4007418M	18 x 1.5
B3007418X2M		M4007418M	18 x 2
B3007420X2M		M4007420M	20 x 2
B3007420X2.5M		M4007420M	20 x 2.5
B3007422X2M		M4007422M	22 x 2
B3007425X2.5M		M4007425M	25 x 2.5
B3007425X3M		M4007425M	25 x 3
B3007430X3M		M4007430M	30 x 3
B3007432X3M		M4007432M	32 x 3
B3007438X4M		M4007438M	38 x 4
B3007442X3M		M4007442M	42 x 3

Parflange® tools for Triple-Lok® - Inch Tubing



Part number	Flare pin Triple-Lok®	Flare die Triple-Lok®	Tube size inch
B3004X049074		M4004074	1/4 x 0.049
B3006X049074		M4006074	3/8 x 0.049
B3006X065074		M4006074	3/8 x 0.065
B3008X065074		M4008074	1/2 x 0.065
B3010X083074		M4010074	5/8 x 0.065
B3010X095074		M4010074	5/8 x 0.095
B3012X095074		M4012074	3/4 x 0.095
B3016X095074		M4016074	1 x 0.095
B3020X120074		M4020074	1 1/4 x 0.120

TOOLING & ACCESSORIES

88



EMA1 - Male stud thread - Metric



Part number	Thread Metric
EMA1/14X1.5CF	M14X1.5
EMA1/10X10RCF	M10X1
EMA1/10X1CF	M10X1

EMA1 - Male stud thread - BSPP



Part number	Thread
EMA1/1/4CF	1/4
EMA1/3/8CF	3/8
EMA1/1/2CF	1/2

VKA1 - Test point fitting with pin lock for cones with 24° cone swivel nut connection



Part number	Outside Diameter mm	Thread Metric
VKA1/06LCF	6	M12x1.5
VKA1/08LCF	8	M14x1.5
VKA1/10LCF	10	M16x1.5
VKA1/12LCF	12	M18x1.5
VKA1/08SCF	8	M16x1.5

63 Parker Direct Link

TOOLING & ACCESSORIES

MAV-MA1 - Test point pressure gauge connector with pin-lock



Part number	Thread
MAV1/4MA1CF	1/4
MAV1/2MA1CF	1/2

63 Darker
Direct Link

SMA1 - Test point high pressure hose with pin-lock - Series 1



Part number	Length mm
SMA1-400CF	400
SMA1-1000CF	1000
SMA1-1500CF	1500

63 Darker
Direct Link

TOOLING & ACCESSORIES

EMA3 - Test point with threaded connection M16X2 - Series 3



63 Parker Direct Link

Part number	Thread Metric	Thread
EMA3/8X10RCF	M8X1	-
EMA3/10X10RCF	M10X1	-
EMA3/14X1.5ISOCF	M14X1.5	-
EMA3/10X1CF	M10X1	-
EMA3/12X1.5CF	M12X1.5	-
EMA3/14X1.5CF	M14X1.5	-
EMA3/16X1.5CF	M16X1.5	-
EMA3/1/8CF	-	1/8
EMA3/1/4CF	-	1/4
EMA3/3/8CF	-	3/8
EMA3/1/2CF	-	1/2
EMA3/1/8EDCF	-	1/8
EMA3/1/4EDCF	-	1/4
EMA3/3/8EDCF	-	3/8
EMA3/1/2EDCF	-	1/2
EMA3/10X1EDCF	M10X1	-
EMA3/12X1.5EDCF	M12X1.5	-
EMA3/14X1.5EDCF	M14X1.5	-

VKA3 - Test point for cones with threaded connection M16X2 with 24° cone swivel nut connection



63 Parker Direct Link

Part number	Outside Diameter mm	Thread Metric
VKA3/06ZLCF	6	M12x1.5
VKA3/08ZLCF	8	M14x1.5
VKA3/10ZLCF	10	M16x1.5
VKA3/12ZLCF	12	M18x1.5
VKA3/15ZLCF	15	M22x1.5
VKA3/18ZLCF	18	M26x1.5
VKA3/22ZLCF	22	M30x2
VKA3/28ZLCF	28	M36x2
VKA3/35ZLCF	35	M45x2
VKA3/42ZLCF	42	M52x2
VKA3/06ZSCF	6	M14x1.5
VKA3/08ZSCF	8	M16x1.5
VKA3/10ZSCF	10	M18x1.5
VKA3/12ZSCF	12	M20x1.5
VKA3/14ZSCF	14	M22x1.5
VKA3/16ZSCF	16	M24x1.5
VKA3/20ZSCF	20	M30x2
VKA3/25ZSCF	25	M36x2
VKA3/30ZSCF	30	M42x2
VKA3/38ZSCF	38	M52x2

MAV...MA3 - Test point pressure gauge connector with threaded connection M16X2



63 Parker Direct Link

Part number	Thread
MAV1/4MA3CF	1/4
MAV1/2MA3CF	1/2

MAVMD...MA3 - Test point with threaded connection M16X2



63 Parker Direct Link

Part number	Thread
MAVMD1/4MA3CF	1/4
MAVMD1/2MA3CF	1/2

SMA3 - Test point high pressure hose with threaded connection M16X2 - Series 3



63 Parker Direct Link

Part number	Length mm
SMA3-200CF	200
SMA3-300CF	300
SMA3-400CF	400
SMA3-630CF	630
SMA3-800CF	800
SMA3-1000CF	1000
SMA3-1500CF	1500
SMA3-2000CF	2000
SMA3-2500CF	2500
SMA3-3200CF	3200
SMA3-4000CF	4000

SensoControl® - Mobile Measuring Systems
With automatic sensor recognition (plug and work) and innovative storage technology (continuous dynamic processing of min. / max. pairs of values)

Sensors and built-in measuring devices for measuring, displaying and monitoring stationary systems.
Various output signals and types are available.

Advantages:

- Perfect and simple measurement.
- Long-term monitoring.

Benefits:

- Lower maintenance costs.
- Less downtime costs.

Serviceman - Kit



63 Parker Direct Link

Part number	Kit Content	Details	Quantity
SCKIT-152-1-00	SCC-340	Equipment Case	1
	SCM-152-1-02	Serviceman with Power supply	1
	SCK-102-03-02	Connection Cable (3 m)	2
	SCA-EMA-3/3	M16x2 male - M16x2 male adaptor	2
	SMA3-1500CF	Test Hose 1.500 mm (M16x2)	2
Part number	Kit Content	Details	Quantity
SCKIT-152-2-00	SCC-340	Equipment Case	1
	SCM-152-2-02	Serviceman with Power supply, RS-232 connection and PC software	1
	SCK-102-03-02	Connection Cable (3 m)	2
	SCA-EMA-3/3	M16x2 male - M16x2 male adaptor	2
	SMA3-1500CF	Test Hose 1.500 mm (M16x2)	2
Part number	Kit Content	Details	Quantity
SCKIT-152-0-600	SCC-340	Equipment Case	1
	SCM-152-0-02	Serviceman with battery	1
	SCPT-600-02-02	Pressure Sensor 0...600 bar	1
	SCK-102-03-02	Connection Cable (2 m)	1
	SCA-EMA-3/3	M16x2 male - M16x2 male adaptor	1
	SMA3-1500CF	Test Hose 1.500 mm (M16x2)	1

Serviceman - Kit - Pressure - Flow measurement



63 Parker Direct Link

Part number	Kit Content	Details	Quantity
SCKIT-152-PQ	SCC-DRV-300	Equipment Case	1
	SCM-152-2-02	Serviceman with Power supply, RS-232 connection and PC software	1
	SCPT-600-02-02	Pressure Sensor 0...600 bar	1
	SCFT-150-DRV	Flow-Turbine 6...150 l/min incl. Pressure Control Valve with Non Return protection Pmax = 400 bar	1
	SCK-102-03-02	Connection Cable (2 m)	2
	SCA-EMA-3/3	M16x2 male - M16x2 male adaptor	1
	SMA3-1500CF	Test Hose 1.500 mm (M16x2)	1

The Parker Service Master Easy - Kit - 4 Inputs - SensoWin



63 Parker
Direct Link

Part number	Kit Content	Details	Quantity
SCKIT-340-00	SCC-DRV-300	Equipment Case	1
	SCM-340-2-02	The Parker Service Master Easy 4 Inputs	1
	SCK-102-03-02	Connection Cable (3 m)	2
	SCK-102-05-02	Connection Cable (5 m)	2
	SCA-EMA-3/3	M16x2 male - M16x2 male adaptor	2
	SMA3-1500CF	Test Hose 1.500 mm (M16x2)	2

The Parker Service Master Easy - Kit - 4 Inputs - Pressure - Flow measurement



63 Parker
Direct Link

Part number	Kit Content	Details	Quantity
SCKIT-340-PTQ	SCC-DRV-300	Equipment Case	1
	SCM-340-2-02	The Parker Service Master Easy 4 Inputs	1
	SCPT-600-02-02	Pressure/ Temperature Sensor 0...600 bar	2
	SCT-150-04-02	Temperature sensor	1
	SCFT-150-DRV	Flow-Turbine 6...150 l/min incl. Pressure Control Valve with Non Return protection Pmax = 400 bar	1
	SCK-102-03-02	Connection Cable (3 m)	2
	SCK-102-05-02	Connection Cable (5 m)	2
	SCA-EMA-3/3	M16x2 male - M16x2 male adaptor	2
	SMA3-1500CF	Test Hose 1.500 mm (M16x2)	2



The Parker Service Master Plus - Kit - CAN sensor input



63 Parker Direct Link

Part number	Kit Content	Details	Quantity
SCKIT-500-00-00	SCC-500	Equipment Case	1
	SCM-500-00-00	The Parker Service Master Plus with CAN sensor input	1
	SC-ACC-01	Neck strap	1
	SCK-401-05-4F-4M	CAN connection cable	2
	SCK-401-R	Terminating resistor CAN	2
	SCA-EMA-3/3	M16x2 male - M16x2 male adaptor	2
	SMA3-1500CF	Test Hose 1.500 mm (M16x2)	2

The Parker Service Master Plus - Kit - CAN sensor input + 3 analog inputs



63 Parker Direct Link

Part number	Kit Content	Details	Quantity
SCKIT-500-01-00	SCC-500	Equipment Case	1
	SCM-500-01-00	The Parker Service Master Plus with CAN sensor input and 3 analog inputs	1
	SC-ACC-01	Neck strap	1
	SCK-401-05-4F-4M	CAN connection cable	2
	SCK-401-R	Terminating resistor CAN	2
	SCK-102-03-02	Connection Cable (3 m)	2
	SCK-102-05-02	Connection Cable (5 m)	1
	SCA-EMA-3/3	M16x2 male - M16x2 male adaptor	2
	SCK-401-4M	Auxiliary sensor adaptor	1
	SMA3-1500CF	Test Hose 1.500 mm (M16x2)	2

The Parker Service Master Plus - Kit - CAN sensor input + 6 analog inputs



63 Parker Direct Link

Part number	Kit Content	Details	Quantity
SCKIT-500-01-01	SCC-500	Equipment Case	1
	SCM-500-01-01	The Parker Service Master Plus with CAN sensor input and 6 analog inputs	1
	SC-ACC-01	Neck strap	1
	SCK-401-05-4F-4M	CAN connection cable	2
	SCK-401-R	Terminating resistor CAN	2
	SCK-102-03-02	Connection Cable (3 m)	3
	SCK-102-05-02	Connection Cable (5 m)	3
	SCA-EMA-3/3	M16x2 male - M16x2 male adaptor	2
	SCK-401-4M	Auxiliary sensor adaptor	2
	SMA3-1500CF	Test Hose 1.500 mm (M16x2)	2

Serviceman with power supply SCSN



63 Parker Direct Link

Part number	Details
SCM-152-0-02	Serviceman with battery
SCM-152-1-02	Serviceman with rechargeable battery and power supply
SCM-152-2-02	Serviceman with rechargeable battery, power supply, RS-232 connection and PC software

The Parker Service Master Easy with power supply, PC connection cable and SensoWin software



63 Parker Direct Link

Part number	Details
SCM-330-2-02	The Parker Service Master Easy 3 Inputs
SCM-340-2-02	The Parker Service Master Easy 4 Inputs

Spare parts and Accessories



63 Parker Direct Link

Part number	Details
SCSN-450	Power Supply 110/220VAC EUR/UK/US for Serviceman and The Parker Service Master Easy
SCSN-460	Power Supply 110/220VAC EUR/UK/US for The Parker Service Master Plus
SCK-318-05-21	Car Cable Adaptor 12/24VDC for Serviceman, The Parker Service Master Easy and The Parker Service Master Plus
SCK-318-02-35	PC-Connection Cable-Kit (The Parker Service Master Plus)
SCK-401-4M	External sensor adapter for analog inputs (The Parker Service Master Plus)
SCK-009	External sensor adapter for digital input and output (The Parker Service Master Plus)
SC-811	Rechargeable battery (Serviceman)
SC-BAT-340	Rechargeable battery (The Parker Service Master Easy)
SC-ACC-01	Neck strap for The Parker Service Master Plus
SCC-340	Equipment case for ServiceJunior or Serviceman
SCC-DRV-300	Equipment case for The Parker Service Master Easy
SCC-500	Equipment case for The Parker Service Master Plus

SCK - Connection cables

63 Parker Direct Link

Part number	Details
SCK-102-03-02	Sensor connection cable 3 m
SCK-102-05-02	Sensor connection cable 5 m
SCK-102-05-12	Extension cable 5 m

SCK - Connection cables CAN

63 Parker Direct Link

Part number	Details
SCK-401-0.5-4F-4M	CAN sensor connection cable 0.5 m
SCK-401-02-4F-4M	CAN sensor connection cable 2 m
SCK-401-05-4F-4M	CAN sensor connection cable 5 m
SCK-401-10-4F-4M	CAN sensor connection cable 10 m
SCK-401-20-4F-4M	CAN sensor connection cable 20 m
SCK-401-R	CAN terminating resistor

SCA - Adaptor

63 Parker Direct Link

Part number	Details
SCA-1/2-EMA-3	1/2 BSPP female - M16x2 female
SCA-1/4-EMA-3-S	1/4 BSPP female - M16x2 male
SCA-1/4-EMA-3-ELCF	1/4 BSPP female - 90° Twin-Adaptor M16x2
SCA-EMA-3/1	M16x2 male - Pin Lock
SCA-EMA-3/2	M16x2 male - S12 female
SCA-EMA-3/3	M16x2 male - M16x2 male
SCA-EMA-3/4	M16x2 male - M16x1.5 female
SCA-1/2-PQC	1/2 BSPP female - PD female
SCA-1/4-PQC	1/4 BSPP female - PD female

SCT - Temperature Sensor (Tmax = 125°C)



63 Parker Direct Link

Part number	Details
SCT-150-04-02	Inline Sensor (M10x1) with female connector (5 pin)
SCT-150-0-02	Hand Probe with female connector (5 pin)

SCT - Temperature Sensor (Tmax = 1000°C)



63 Parker
Direct Link

Part number	Details
SCTA-400-02	Converter Thermocouple 1000°C

SCRPM - Tachometer 20...10,000 RPM



63 Parker
Direct Link

Part number	Details
SCRPM-220	Tachometer 20...10,000 RPM
SCRPMA-001	Contact Adaptor
SCRPMA-002	Focus Adaptor

SCMA - Converter electrical signals



63 Parker
Direct Link

Part number	Details
SCMA-VADC-600	Current / Voltage (1.5ADC/48VDC)

SCQ - Flow meter



63 Parker
Direct Link

Part number	Details
SCQ-150-0-02	0...150 l/min

TOOLING & ACCESSORIES

8

SCAQ - Adaptor

63 Parker
Direct Link

Part number	Details
SCAQ-GIR1/2A4CX	Inline 1/2 BSSP female (A-B)
SCAQ-060	Block 1/2 BSSP female (A-B)

SCFT - Flow turbine - incl. pressure control valve with non return protection



63 Parker
Direct Link

Part number	Details
SCFT-150-DRV	6...150 l/min, Pmax = 400 bar
SCFT-150-DRV-C2-05	6...150 l/min, Pmax = 400 bar with CAN bus connection

SCLV-PTQ - Hydraulic tester - incl. loading valve with overload protection



63 Parker
Direct Link

Part number	Details
SCLV-PTQ-300	10...300 l/min, Pmax = 420 bar

SCVF - Gear wheel flow meter - incl. signal converter for SensoControl handmeters



63 Parker
Direct Link

Part number	Details
SCVF-015-00-02	0.1...15 l/min
SCVF-060-00-02	0.4...60 l/min

SCTSD - Temperature Controller - Display module



63 Parker Direct Link

Part number	Details
SCTSD-150-00-06	1 Switching Output, Connector DIN 43650, IP 65
SCTSD-150-00-07	2 Switching Outputs, Connector M12x1 (4 pin), IP 67, DESINA
SCTSD-150-10-07	1 Switching Output, Analogue Signal 0/4...20 mA, Connector M12x1 (4 pin), IP 67, DESINA
SCTSD-150-10-05	2 Switching Outputs, Analogue Signal 0/4...20 mA, Connector M12x1 (5 pin), IP 67

SCTT - Temperature sensor (M12 pin connection)



63 Parker PowerLink

Part number	Details
SCTT-10-100-07	100 mm
SCTT-10-250-07	250 mm
SCA-TT-10-1/2	1/2 BSPP Fitting for SCTT-10

SCK - Connection cable (SCTT - SCTSD)



63 Parker PowerLink

Part number	Details
SCK-410-03-45-45	Connector M12x1 (3 m)

SCA - Adaptor (SCTT - SCTSD)



63 Parker PowerLink

Part number	Details
SCA-TT-10-SD	Adaptor

TOOLING & ACCESSORIES

8

SCA-TT - Safety sleeve 1/2 BSPP



Part number	Details
SCA-TT-10-100	100 mm

63 Parker Direct Link

SCPSD/SCTSD - Accessories



Part number	Details
SCSD-S27	Tube clamp

63 Parker Direct Link

SCLSD - LevelController - 2 Switching outputs - Connector M12x1 (4 pin) - IP 67 - DESINA



Part number	Details
SCLSD-370-00-07	370 mm
SCLSD-520-00-07	520 mm

63 Parker Direct Link

SCLSD - Switching output - Analogue signal 0/4..20 mA - Connector M12X1 (4 pin) - IP 67 - DESINA



Part number	Details
SCLSD-250-10-07	250 mm
SCLSD-370-10-07	370 mm
SCLSD-520-10-07	520 mm

63 Parker Direct Link

TOOLING & ACCESSORIES

SCLTSD - LevelTempController - 2x2 Switching outputs - Connector M12x1 (4 pin) - IP 67 - DESINA



63 Parker
PowerLink

Part number	Details
SCLTSD-250-00-07	250 mm
SCLTSD-370-00-07	370 mm
SCLTSD-520-00-07	520 mm

SCLSTD - Switching output, analogue signal 0/4...20 mA - Connector M12x1 (4 pin) - IP 67 - DESINA



63 Parker
DirectLink

Part number	Details
SCLSTD-250-10-07	250 mm
SCLSTD-370-10-07	370 mm
SCLSTD-520-10-07	520 mm

SCLSD Accessories - Adaptor



63 Parker
DirectLink

Part number	Details
SCAF-3/4-90	Adaptor

TOOLING & ACCESSORIES

8

SCQ - Flow meter sensor - Output 0...20 mA - Connector M12



63 Parker
Direct Link

Part number	Details
SCQ-060-10-07	0...60 l/min
SCQ-150-10-07	0...150 l/min

SCAQ - Adaptor



63 Parker
Direct Link

Part number	Details
SCAQ-060	Block 1/2 BSPP female for SCQ-060
SCAQ-GIR1/2A4CX	Inline 1/2 BSPP female for SCQ-060

SCK - Connection cable - Connector DIN 43650 - IP 65

63 Parker
DirectLink

Part number	Details
SCK-400-05-56	5 m
SCK-006	Connector DIN 43650

SCK - Connection cable - Connector M12x1 (5 pin) - IP 67

63 Parker
DirectLink

Part number	Details
SCK-400-02-45	2 m
SCK-400-05-45	5 m
SCK-400-10-45	10 m
SCK-145	Connector M12x1 (5 pin), IP 67

SCK - Connection cable - Connector M12x1 (5 pin) - 90° - IP 67

63 Parker
DirectLink

Part number	Details
SCK-400-02-55	2 m
SCK-400-05-55	5 m
SCK-400-10-55	10 m
SCK-155	Connector M12x1 (5 pin), 90°, IP 67

SCA - Adaptor

63 Parker
DirectLink

Part number	Details
SCA-1/2-EMA-3	1/2 BSPP female - Test Point M16x2
SCA-1/4-EMA-3-S	1/4 BSPP female - Hose Connection M16x2
SCA-1/4-M22X1.5-ED	1/4 BSPP female - M22x1.5 male
SCA-1/2-M22X1.5ED	1/2 BSPP female - M22x1.5 male



- Description:**
- For reservoir installation, 3 lengths available with inclusive temperature gauge manufactured in transparent polyamide, Nylon 68 and high impact polystyrene with nitrile seals.
 - No aluminium content.
- Operating pressure:**
- Max 1 bar (14 psi).
- Operating temperature:**
- From -30°C to +90°C.
- Thermometer scale range:**
- From +30°C to +90°C.
- Indicator temperature:**
- Blue alcohol.
- Seals:**
- Nitrile.
- Applications:**
- Agricultural machines, forestry equipment, wheeled loaders and industrial power units.
- Advantages:**
- Three lengths cover most applications.
 - External mounting ensures clear level visibility.
- Benefits:**
- Accurate reading of tank levels reduces the dangers of "running dry".
 - Nylon 68 construction gives a robust solution.

FLT.1 - Fluid level temperature gauge - Size 1



54 Parker Direct Link

Part number	Details	Weight kg	Thread	Centres mm
FL69121	Fluid Level/Temp	0.13	M10	76
FL69123	Fluid Level/Temp	0.13	M12	76

FLT.2 - Fluid level temperature gauge - Size 2



54 Parker Direct Link

Part number	Details	Weight kg	Thread	Centres mm
FL69221	Fluid Level/Temp	0.15	M10	127
FL69223	Fluid Level/Temp	0.15	M12	127

FLT.3 - Fluid level temperature gauge - Size 3



54 Parker Direct Link

Part number	Details	Weight kg	Thread	Centres mm
FL69321	Fluid Level/Temp	0.13	M10	254
FL69323	Fluid Level/Temp	0.23	M12	254

Pressure Regulator



Part number	Thread BSPP	Outlet psi	Inlet psi
IR4003SK4PXX4B2P	1/4	2 - 100	4000

93 Parker
ParkerLink

TOOLING & ACCESSORIES

88



Apex Fluid Power Ltd.

Description:

- Stainless steel with a non-splintering clear acrylic glass and Bourdon tube movement, copper alloy wetted parts and a 1.6% FSD accuracy.

Applications:

- Hydraulic power packs, power generation, paper and steel mills - in fact, wherever system pressure monitoring is needed.
- 63 mm diameter glycerine filled pressure gauge.

Advantages:

- Stainless Steel construction gives a long-life characteristic.
- A good range of pressure options and mounting types.

Benefits:

- Non-corrosive construction retains a quality look to the component.
- Accurate and compact design.

PGB - Bottom connection



54 Parker Direct Link

Part number	Operating Pressure	
	bar	psi
PGB0631100	0 - 100	0 - 1450
PGB0631250	0 - 250	0 - 3630
PGB0631400	0 - 400	0 - 5800

PGC - Panel mounting (Clamp included)



54 Parker Direct Link

Part number	Operating Pressure	
	bar	psi
PGC0631100	0 - 100	0 - 1450
PGC0631250	0 - 250	0 - 3630
PGC0631400	0 - 400	0 - 5800

PGF - Panel mounted (3 hole flange)



54 Parker Direct Link

Part number	Operating Pressure	
	bar	psi
PGF0631100	0 - 100	0 - 1450
PGF0631250	0 - 250	0 - 3630
PGF0631400	0 - 400	0 - 5800

Description:

- These thread identification tools assist in the identification of international threads such as:
 - European threads (Metric, BSPP, BSPT threads).
 - U.S. threads (NPT and SAE straight threads UNF).

Benefits:

- These tools are a great help in the identification of international threads.

Thread identification kit

Part number

Type

H905375-GB

Thread identification kit



63 Parker
Direct Link



Description:

- This thread identification panel assist in the identification of international threads such as:
 - European threads (Metric, BSPP, BSPT threads).
 - U.S. threads (NPT and SAE straight threads UNF).

Benefits:

- These tools are a great help in the identification of international threads (inner and outside tube diameters).
- All threads are shown at one glance.

Thread identification panel

Part number	Type
TFDE_THREADIDBOARD	Thread identification panel



ENGINEERING YOUR SUCCESS.

BSP Gewinde BSP Thread Filetage BSP Rosca BSP Filettatura BSP											
DN	05	06	06	10	12	16	20	-	25	32	40
Size	02	04	06	08	10	12	14	-	18	20	24
AAAA	G1/8" - 28	G1/4" - 19	G3/8" - 18	G1/2" - 14	G5/8" - 14	G3/4" - 14	-	-	G1" - 11	G1 1/4" - 11	G1 1/2" - 11
Ø D	9.7	13.2	16.7	21.3	22.9	26.4	-	-	33.3	41.9	47.8
Ø d	6.6	11.4	15.0	18.6	20.6	24.1	-	-	30.3	38.0	44.9
NPT Anschluss NPT Thread Filetage NPT Rosca NPT Filettatura NPT											
DN	05	06	10	12	16	20	-	-	25	32	40
Size	02	04	06	08	12	12	-	-	18	20	24
AAAA	1/8" - 27NPTF	1/4" - 18NPTF	3/8" - 18NPTF	1/2" - 14NPTF	5/8" - 14NPTF	-	-	-	1" - 11.5NPTF	1 1/4" - 11.5NPTF	1 1/2" - 11.5NPTF
Ø D1	10.2	13.6	17.1	21.3	26.6	-	-	-	33.3	42.0	48.1
Ø D2	9.9	13.2	16.6	20.7	26.0	-	-	-	32.5	41.2	47.3
Ø d	6.7	11.4	14.9	18.5	20.6	-	-	-	30.7	38.4	44.5
Metricches Gewinde Reihe L Metric Thread L Series Filetage métrique séries L Rosca métrica serie L Filettatura metrica serie L											
DN	05	06	08	10	12	16	20	25	32	40	
Size	06	08	10	12	16	18	22	28	35	42	
AAAA	M5x0.5	M6x0.5	M8x0.5	M10x0.5	M12x0.5	M16x0.5	M20x0.5	M25x0.5	M32x0.5	M40x0.5	
Ø D	12.0	14.0	16.0	18.0	22.0	26.0	30.0	36.0	45.0	52.0	
Ø d	10.4	12.4	14.4	16.4	20.4	24.4	27.8	33.8	42.8	49.8	
Metricches Gewinde Reihe S Metric Thread S Series Filetage métrique séries S Rosca métrica serie S Filettatura metrica serie S											
DN	05	06	10	12	14	16	20	25	32	40	
Size	06	08	10	12	14	16	20	25	30	38	
AAAA	M5x0.5	M6x0.5	M10x0.5	M12x0.5	M14x0.5	M16x0.5	M20x0.5	M25x0.5	M30x0.5	M38x0.5	
Ø D	14.0	16.0	18.0	20.0	22.0	24.0	28.0	32.0	36.0	42.0	
Ø d	12.4	14.4	16.4	18.4	20.4	22.4	27.8	33.8	38.8	45.8	
JIC Anschluss mit UNF-Gewinde JIC end with UNF-Thread Raccordement JIC avec filetage UNF Extremo JIC con Rosca UNF Terminal JIC con Filettatura UNF											
DN	06	08	10	12	16	16/20	20	25	32	40	
Size	07	08	09	12	14	17	19	21	26	30	
AAAA	7/16" - 20UNF	1/2" - 20UNF	9/16" - 18UNF	5/8" - 18UNF	7/8" - 14UNF	1 1/16" - 12UN	1 3/16" - 12UN	1 5/16" - 12UN	1 5/8" - 12UN	1 7/8" - 12UN	
Ø D	11.1	12.7	14.3	18.1	22.2	27.5	30.2	33.3	41.3	47.6	
Ø d	8.7	11.3	12.8	17.2	20.5	24.7	27.2	31.0	38.0	44.5	
ORFS Gewinde ORFS Thread Raccordement ORFS Rosca ORFS Filettatura ORFS											
DN	-	-	06	10	12	16	20	25	32	40	
Size	-	-	04	06	08	10	12	16	20	24	
AAAA	-	-	9/16" - 18	1 1/8" - 18	1 3/16" - 18	1 1/2" - 12	1 3/16" - 12	1 3/8" - 12	1 11/16" - 12	2" - 12	
Ø D	-	-	14.3	17.5	18.0	20.8	25.4	28.2	36.5	43.9	
Ø d	-	-	12.8	15.7	16.7	19.3	23.8	27.8	34.7	42.5	
O-Ring ID x S	-	-	7.62 x 1.78	9.25 x 1.78	10.82 x 1.78	12.42 x 1.78	15.42 x 1.78	16.77 x 1.78	23.52 x 1.78	28.87 x 1.78	

TOOLING & ACCESSORIES

8

Description:

- Completely portable hand-held monitoring unit for the rapid checking of the oil condition and cleanliness in one simple procedure, by comparing the measurements obtained from used and unused oils of the same brand.
- Detects and analyses the dielectric constant of oil.
- Provides warning of an impending engine failure and promotes increased engine life.
- Low-cost solution that takes the guesswork out of oil changes. Saves time and money.

Applications:

- Fleet owners, construction equipment maintenance, vehicle service garages and plant hire maintenance.

Advantages:

- Hand-held and battery powered.
- Lightweight and easy to use.

Benefits:

- Reduces the risks of engine failure.
- Predicts the potential for breakdown and warns the user of condition.

OLK.6 - Oilcheck hand-held monitor



54 Parker
DirectLink

Part number	Details
OLK605	Oilcheck Kit with Numerical Readout
OLK611	Oilcheck Cleaner
ACC6NV001	Rubberised protective sleeve



Description:

- Complete laboratory analysis performed on a small oil sample provided by the customer.
- Bottle and container supplied for mail order service.
- Includes a pre-cleaned and sealed sample bottle, a pre-addressed mailing label, sample information data sheet and the complete laboratory analysis.

Advantages:

- Parker laboratory testing to the highest standard.
- Gives end user assurance of system efficiency and fluid condition.

Benefits:

- An investment that will protect expensive equipment.
- Offers end user peace of mind.

Par-test™ laboratory fluid analysis service



54 Parker Direct Link

Reference code	Option	Sample bottle included	Scope of analysis
608400001	1	Yes	Particle count/Membrane/Water content/Microscopic photo
608400003	2	Yes	Particle count/Water content/Spectro-chemical
608400006	3	Yes	Particle count/Membrane/Spectro-chemical/Water content/Microscopic photo
608400000	-	Yes	Empty bottle kit

Please consult your local Parker Hannifin representative for ordering your fluid analysis kit. Environmental regulations may vary among countries with respect to shipment of oil samples. For Central European countries, analysis is conducted in the Netherlands. Parker has multiple laboratories to cover other regional areas such as Scandinavia and the United Kingdom.

Note 1: Please allow 24-48 hours of laboratory time plus mailing/shipping time to receive your test results.

Note 2: The purchase price for the Par-test™ sample kit includes the pre-cleaned and sealed sample bottle, mailing tube with a pre-addressed label, sample information data sheet to be completely filled out by the end user and the complete laboratory analysis.

SCE-020 - Input signal (0/4...20 mA / 0...10 V)

Part number	Details
SCE-020-01	Analogue Output
SCE-020-02	Analogue Output +1 Switching Port + Interface RS232C
SCSN-410	Power supply 115/230VAC

63 Parker Direct Link

- Description:**
- For on-site preventive maintenance of fluid systems. Removes particulate contamination down to 10 micron Absolute. Water removal is also possible with Par-Gel elements installed in the outlet filter.
- Construction:**
- Cart Frame: Steel.
 - Filter Head: Aluminium.
 - Filter bowl: Steel.
 - Hoses: PVC standard.
- Operating temperature:**
- From -40°C to +66°C.
- Filter elements:**
- Inlet - Synthetic. Stainless Steel mesh optional.
- Flow rate:**
- 38 l/min.
- Max. recommended fluid viscosity:**
- 108 cSt.
- Applications:**
- Paper mills, industrial and mobile equipment. New and used fluid transfer.

- Advantages:**
- Robust all-welded steel design with drip tray and rubber tyred wheels.
 - 2 high-capacity filters give primary fluid clean-up.
- Benefits:**
- 100% portability, low noise and no mess operation.
 - Secondary "polishing" filter ensures maximum clean oil condition.

Portable Filtration Trolley



54 Parker Direct Link

Part number	Replacement elements	Motor options	Outlet element rating
10MFP140SA10Q1UK	937399Q	220 - 240 VAC (UK 3 pin plug)	10 µm absolute
10MFP140SA10Q1EUR	937399Q	220 - 240 VAC (EUR 2 pin plug)	10 µm absolute
10MFP240SA10Q1IND	937399Q	110 VAC (Industrial plug)	10 µm absolute

Alternative versions available on request.

Description:	<ul style="list-style-type: none"> Ensures that new dirty fluid, often contaminated during handling, is delivered to the system at a specific cleanliness and permits periodic clean-up of existing fluid to the required condition.
Construction:	<ul style="list-style-type: none"> Housing: cast Aluminium - Cover: die cast aluminium.
Operating pressure:	<ul style="list-style-type: none"> Max. 3.4 bar (49 psi).
Operating temperature:	<ul style="list-style-type: none"> From -26°C to +82°C.
Filter elements:	<ul style="list-style-type: none"> Microglass III.
Seals:	<ul style="list-style-type: none"> Fluoroelastomer.
Motor option:	<ul style="list-style-type: none"> 220/240 VAC (3 pin UK /2 pin European).
Flow capacity:	<ul style="list-style-type: none"> Up to 15 l/min.
Applications:	<ul style="list-style-type: none"> Injection moulding machines, paper and steel mills and industrial and mobile equipment.
Advantages:	<ul style="list-style-type: none"> Weighs only 10.6 kg. Power flexibility for use anywhere.
Benefits:	<ul style="list-style-type: none"> Water removal element option. Portability means Guardian can be taken to the system or can transfer new oil from the drum.

Guardian



54 Parker PowerLine

Part number	Replacement elements	Motor options	Outlet element rating
GT4E110Q1UK	G04396Q	220/240VAC. 50 Hz (UK 3 pin plug)	10 micron Abs. Microglass III
GT4E110Q1EUR	G04396Q	220/240VAC. 50 Hz (EUR 2 pin plug)	10 micron Abs. Microglass III

Note: A Par-Gel water removal element (Ref: 932019) is available.

TOOLING & ACCESSORIES



Parker PTFE Tape



64 Parker
DirectLink

Part number

RUBAN PTFE

TOOLING & ACCESSORIES

88



Apex Fluid Power Ltd.

Metric to Imperial Conversion

1 bar	14.5038 psi
1 psi	0.06894 bar
1 MPa	145.038 psi
1 psi	0.006894 MPa
1 mm	0.03934 inches
1 inch	25.4 mm
1 l/s	2.119 cfm
1 l/min	0.219976 gal/min
1 kg	2.20 lb



Alphanumeric Index

0...06	1 1/2 HP-S	180	1/2 MMO-SS	180	1/4 KMM00-S	180
0107-12-12	1 1/2 MMO-S	180	1/2 MMS-S	178	1/4 KMM00-SS	180
0107-12-16	1 1/2 X 1 1/4 PTR-S	176	1/2 MMS-SS	178	1/4 MMO-S	180
0107-12-8	1 1/2 X 1 PTR-S	176	1/2 MRO-S	178	1/4 MMO-SS	180
0107-16-12	1 1/2 X 3/4 PTR-S	176	1/2 MRO-SS	178	1/4 MMS-S	178
0107-16-16	1 1/4 CD-S	177	1/2 RRS-S	176	1/4 MMS-SS	178
0107-16-20	1 1/4 CR-S	176	1/2 RRS-SS	176	1/4 MRO-S	178
0107-20-20	1 1/4 DD-S	179	1/2 X .64 SS TUBE	460	1/4 RRS-S	176
0107-2-2	1 1/4 FF-S	175	1/2 X 1/4 FF-S	175	1/4 RRS-SS	176
0107-2-4	1 1/4 GG-S	179	1/2 X 1/4 FG-S	177	1/4 X .48 SS TUBE	460
0107-24-24	1 1/4 HP-S	180	1/2 X 1/4 GG-S	179	1/4 X 1/8 CD-S	177
0107-32-32	1 1/4 MMO-S	180	1/2 X 1/4 PTR-S	176	1/4 X 1/8 FF-S	175
0107-4-4	1 1/4 X 1 FF-S	175	1/2 X 1/8 FG-S	177	1/4 X 1/8 FG-S	177
0107-4-6	1 1/4 X 1 FG-S	177	1/2 X 1/8 PTR-S	176	1/4 X 1/8 GG-S	179
0107-4-8	1 1/4 X 1 PTR-S	176	1/2 X 3/4 CD-S	177	1/4 X 1/8 PTR-S	176
0107-6-4	1 1/4 X 1/2 PTR-S	176	1/2 X 3/8 CD-S	177	1/4-6F40HG5S	184
0107-6-6	1 1/4 X 3/4 PTR-S	176	1/2 X 3/8 CR-S	176	1/4CD43BL	302
0107-6-8	1 1/4-20F40HG5S	184	1/2 X 3/8 FF-S	175	1/4CDMS	177
0107-8-12	1 CD45-S	177	1/2 X 3/8 FG-S	177	1/4CR33BL	305
0107-8-6	1 CD45-SS	177	1/2 X 3/8 GG-S	179	1/4DD44BL	306
0107-8-8	1 CD-S	177	1/2 X 3/8 PTR-S	176	1/4FF33BL	301
0207-12-12	1 CD-SS	177	1/2-10F40HG5S	184	1/4FF33MS	187
0207-16-16	1 CR-S	176	1/2CD43BL	302	1/4FF633BL	304
0207-20-20	1 CR-SS	176	1/2CR33BL	305	1/4FFMS	175
0207-2-2	1 DD45-S	179	1/2DD44BL	306	1/4FG43BL	301
0207-24-24	1 DD45-SS	179	1/2DDMS	179	1/4GG44BL	301
0207-32-32	1 DD-S	179	1/2DDMSS	179	1/4GG44MS	187
0207-4-4	1 DD-SS	179	1/2FF33BL	301	1/4HHP3BL	307
0207-6-4	1 FF-S	175	1/2FF33MS	187	1/4HPMS	180
0207-6-6	1 FG-S	177	1/2FF633BL	304	1/4KMM004BL	307
0207-8-8	1 GG-S	179	1/2FFMS	175	1/4MM0444BL	302
0402 07 13	1 GG-SS	179	1/2FG43BL	301	1/4MM0444MS	187
0402 10 17	1 HHP-S	180	1/2GG44BL	301	1/4MMS443BL	306
0402 13 21	1 HHP-SS	180	1/2GG44MS	187	1/4MRO434BL	303
0439 07 13	1 HP-S	180	1/2HHP3BL	307	1/4P4UNBL	303
0439 10 17	1 KMM00-S	180	1/2HPMS	180	1/4RRS333BL	306
0439 13 21	1 KMM00-SS	180	1/2KMM004BL	307	1/4WGG44BL	304
0492 04 13	1 MMO-S	180	1/2MM0444BL	302	1/4X1/8FF33MS	187
0492 04 13 64	1 MMO-SS	180	1/2MM0444MS	187	1/4X1/8FG43BL	301
0492 07 17	1 MMS-S	178	1/2MMS443BL	306	1/4X1/8PTR34BL	304
0492 10 21	1 MRO-S	178	1/2MRO434BL	303	1/4X1/8PTR44BL	305
0507-10-8	1 MRO-SS	178	1/2P4UNBL	303	1/4X3/8FF33BL	301
0507-12-12	1 X 1/2 FG-S	177	1/2RRS333BL	306	1/4X3/8GG44BL	301
0507-12-8	1 X 1/2 PTR-S	176	1/2WGG44BL	304	1/4YMMM444BL	303
0507-16-16	1 X 3/4 FF-S	175	1/2X1/4 GG-S	179	1/8 CD-S	177
0507-20-20	1 X 3/4 FG-S	177	1/2X3/4FF33BL	301	1/8 CD-SS	177
0507-4-4	1 X 3/4 PTR-S	176	1/2X3/8 GG-S	179	1/8 CR-S	176
0507-6-4	1 X 3/8 PTR-S	176	1/2X3/8FF33MS	187	1/8 CR-SS	176
0507-6-6	1/16 HHP-S	180	1/2X3/8FG43BL	301	1/8 DD-S	179
0507-6-8	1/16 HHP-SS	180	1/2X3/8PTR34BL	304	1/8 DD-SS	179
0507-8-12	1/2 CD45-S	177	1/2X3/8PTR44BL	305	1/8 FF-S	175
0507-8-6	1/2 CD45-SS	177	1/2YMMM444BL	303	1/8 FG-S	177
0507-8-8	1/2 CD-S	177	1/4 CD45-S	177	1/8 GG-S	179
0631 00 01	1/2 CD-SS	177	1/4 CD45-SS	177	1/8 GG-SS	179
0631 00 03	1/2 CR-S	176	1/4 CD-SS	177	1/8 HHP-S	180
0631 00 05	1/2 CR-SS	176	1/4 CR-S	176	1/8 HHP-SS	180
0631 00 07	1/2 DD45-S	179	1/4 CR-SS	176	1/8 HP-S	180
0631 00 08	1/2 DD45-SS	179	1/4 DD45-S	179	1/8 KMM00-S	180
0631 00 09	1/2 FG-S	177	1/4 DD45-SS	179	1/8 KMM00-SS	180
0659 00 13	1/2 GG-S	179	1/4 DD-S	179	1/8 MMO-S	180
1...19	1/2 GG-SS	179	1/4 DD-SS	179	1/8 MMO-SS	180
1 1/2 CD-S	1/2 HHP-S	180	1/4 FG-S	177	1/8 MMS-S	178
1 1/2 CR-S	1/2 HHP-SS	180	1/4 GG-S	179	1/8 MRO-S	178
1 1/2 CR-SS	1/2 HP-S	180	1/4 GG-SS	179	1/8 RRS-S	176
1 1/2 DD-S	1/2 KMM00-S	180	1/4 HP-S	180	1/8 RRS-SS	176
1 1/2 FF-S	1/2 KMM00-SS	180				
1 1/2 GG-S	1/2 MMO-S	180				



Alphanumeric Index

1/8-4F40HG5S	184	10-1/2 F50G-SS	181	1025U14 04 95	315	106YX-5-04	74
1/8CD43BL	302	10-1/4 F50G-S	181	1025U14R04 95	316	106YX-8-06	74
1/8CD45MS	177	10-1/4 F50G-SS	181	1025U14R08 95	316	1078X-4-04	81
1/8CR33BL	305	10-12 C50L0-S	154	1025V11 00 06	316	1078X-4-04C2W	81
1/8DD44BL	306	10-12 C50X-S	137	1025V14 00 08	316	10-8 C50L0-S	154
1/8FF33BL	301	10-12 F50G5-S	182	10-3/4 F50G-S	181	10-8 C50X-S	137
1/8FF33MS	187	10-12 F50G5-SS	182	10-3/8 F50G-S	181	10-8 F50G5-S	182
1/8FF633BL	304	10-12 GTX-S	141	10-3/8 F50G-SS	181	10-8 F50G5-SS	182
1/8FG43BL	301	10-12 LOHB3-S	165	10356-4-4	71	10-8 LOHB3-S	165
1/8GG44BL	301	10-12 V50L0-S	154	10356-6-6	71	10-8 TL-S	162
1/8GG44MS	187	10-12 VTX-S	130	10356-8-6	71	10-8 TRLO-S	163
1/8HHP3BL	307	10-12C40ML0S	156	10-4 TL-S	162	10-8 V50L0-S	154
1/8HPMSS	180	10-12C40MXS	134	10-4 TRLO-S	163	10-8F50ML0S	153
1/8KMM004BL	307	10-12F3MK4S	185	10-4 TRTX-S	148	10-8F50MXS	136
1/8MM0444BL	302	10-12F42EDML0S	156	1058X-4-04	80	10-8HMK4S	185
1/8MMS443BL	306	10-12F42EDMXS	133	10-6 GTX-S	130	10-8HMTXS	125
1/8MRO434BL	303	10-12F40MXS	132	10-6 F50G5-S	182	10-8TRMTXS	148
1/8P4UNBL	303	10-12F50ML0S	153	10-6 F50G5-SS	182	10BMLS	163
1/8RRS333BL	306	10-12F50MXS	136	10-6 TL-S	162	10BMTXS	147
1/8X1/4FF33BL	301	10-12FMXTXS	129	10-6 TRLO-S	163	10BMTXS	147
1/8X1/4GG44BL	301	10-16 C50X-S	137	10-6 VTX-S	130	10C3MXS	132
1/8YMMM444BL	303	10-16F42EDML0S	156	10648-12-12	25	10C48-10-4	21
10 AOEL6-S	159	10-16F42EDMXS	133	10648-12-16	25	10C48-10-6	21
10 BL-S	163	1018X-4-04	80	10648-16-12	25	10C48-12-5	21
10 DTX-S	141	1018X-6-04	80	10648-16-16	25	10C48-12-6	21
10 ELO-S	152	101YX-4-04	74	10648-20-20	25	10C48-16-8	21
10 F650X-S	145	101YX-8-08	74	10648-24-24	25	10C48-20-10	21
10 F6X-S	144	1025-220VMON050	533	10648-6-4	25	10C48-20-12	21
10 FNL-S	165	1025P04 00	315	10648-6-5	25	10C48-25-12	21
10 G6X-S	142	1025P04 01	315	10648-6-6	25	10C48-30-16	21
10 G6X-SS	142	1025P04 04	315	10656-10-8	72	10C48-38-20	21
10 GTX-S	141	1025P06 00	315	10656-4-3	72	10C40ML0S	156
10 HP50N-S	183	1025P06 01	315	10656-4-4	72	10C40MXS	134
10 HP50N-SS	183	1025P06 04	315	10656-5-3	72	10C40MXSS	134
10 JLO-S	152	1025P08 00	315	10656-5-4	72	10C50ML0S	154
10 KLO-S	152	1025P08 01	315	10656-6-4	72	10C50MXS	137
10 KTX-S	127	1025P08 04	315	10656-6-5	72	10C6MK4S	186
10 LOHB3-S	165	1025P10 00	315	10656-6-6	72	10C6ML0S	160
10 LOHX6-S	150	1025P10 01	315	10656-8-6	72	10C6MXS	145
10 MTX-S	142	1025P10 04	315	10656-8-8	72	10C6MXSS	145
10 OTX-S	141	1025P12 00	315	10670-10-8-SM	42	10C70-12-6	39
10 P50N-S	182	1025P12 01	315	10670-12-10-SM	42	10C70-14-6	39
10 PNLO-S	167	1025P12 04	315	10670-12-12-SM	42	10C70-16-8	39
10 R50L0-S	155	1025P14 00	315	10670-16-12-SM	42	10C70-20-10	39
10 R50X-S	138	1025P14 01	315	10670-16-16-SM	42	10C70-20-12	39
10 RTX-S	131	1025P14 04	315	10670-20-16-SM	42	10C70-25-12	39
10 RTX-SS	131	1025U04 01	315	10670-8-6-SM	42	10C70-30-16	39
10 S50L0-S	155	1025U04 04	315	10670-8-8-SM	42	10C73-20-12	47
10 STX-S	131	1025U04R08	316	10677-10-10	58	10C73-25-12	47
10 STX-SS	131	1025U04R14	316	10677-10-8	58	10C73-30-16	47
10 V50L0-S	154	1025U06 01	315	10677-12-12	58	10C73-38-20	47
10 V6X-S	146	1025U06 04	315	10677-16-12	58	10C77-16-8	57
10 V6X-SS	146	1025U06R08	316	10677-16-16	58	10C77-20-12	57
10 VTX-S	130	1025U06R14	316	10677-20-16	58	10C77-25-12	57
10 WJTX-WLN-S	128	1025U08 01	315	10677-8-8	58	10C77-30-16	57
10 WNTX-WLN-S	128	1025U08 04	315	1068X-4-04	80	10CMTXS	130
10 XHL6-S	150	1025U08R08	316	1068X-5-04	80	10CMTXS	130
10 XHLO-S	149	1025U08R14	316	10-6C40ML0S	156	10EMTXS	126
1000FH30	453	1025U10 01	315	10-6C40MXS	134	10F3MK4S	185
1000MAM30	454	1025U10 04	315	106EX-3-012	66	10F3MXS	131
1002FH30	453	1025U10R08	316	106EX-4-012	66	10F42EDML0S	156
1002MAM30	454	1025U10R14	316	10-6F42EDML0S	156	10F42EDMXS	133
1003A17 04 00	405	1025U12 01	315	10-6F42EDMXS	133	10F42EDMXSS	133
1003A25 04 00	405	1025U12 04	315	10-6F40MXS	132	10F40MXS	132
1003A40 04 00	405	1025U12R08	316	10-6FG42EDMXS	144	10F50ML0S	153
10-1/2 AOEG-S	181	1025U12R14	316	10-6TRTXS	148	10F50MXS	136
10-1/2 F50G-S	181	1025U14 01 95	315	106YX-10-08	74	10F642EDMLS	160



Apex Fluid Power Ltd.

Alphanumeric Index

10F642EDMXS	144	11548-20-16	29	11977-16-12	60	12 OTX-S	141
10F640MXS	144	11548-20-20	29	11977-16-16	60	12 P50N-S	182
10FMTXS	129	11548-24-24	29	11977-8-8	60	12 PNLO-S	167
10FNMK4S	186	11548-32-32	29	11C48-10-4	22	12 R50LO-S	155
10FNMTXS	149	11548-8-8	29	11C48-10-5	22	12 R50X-S	138
10G4MXS	142	11570-12-10-1P	44	11C48-10-6	22	12 R6LO-S	160
10HMK4S	185	11570-12-12-1P	44	11C48-12-4	22	12 RTX-S	131
10HML0S	151	11570-16-12-1P	44	11C48-12-5	22	12 RTX-SS	131
10HMTXS	125	11570-16-16-1P	44	11C48-12-6	22	12 S50LO-S	155
10HMTXSS	125	11570-20-16-1P	44	11C48-14-6	22	12 S50X-S	138
10JMTXS	126	11570-8-8-1P	44	11C48-14-8	22	12 S6LO-S	160
10JMTXSS	126	11573-12-12	50	11C48-16-10	22	12 STX-S	131
10M18C870MLOS	157	11573-16-12-1P	50	11C48-16-8	22	12 STX-SS	131
10M18C870MXS	139	11573-16-16	50	11C48-20-10	22	12 V50LO-S	154
10M18C80MXS	140	11577-12-12	60	11C48-25-12	22	12 V50X-S	137
10M18F82EDMLOS	159	11577-12-8	60	11C48-30-16	22	12 V6X-S	146
10M18F82EDMXS	140	11577-16-12	60	11C48-38-20	22	12 V6X-SS	146
10M18F870MLOS	157	11577-16-16	60	11C48-6-4	22	12 VTX-S	130
10M18F870MXS	138	11577-8-8	60	11C48-8-4	22	12 WJTX-WLN-S	128
10M18F80MXS	139	11676	248	11C56-10-4	70	12 WNTX-WLN-S	128
10M20C80MXS	140	11677	248	11C56-12-5	70	12 XHL6-S	150
10M22C870MLOS	157	1-16F40HG5S	184	11C56-12-6	70	12 XHLO-S	149
10M22C870MXS	139	11703	248	11C56-16-8	70	1202LT-3	65
10M22C80MLOS	159	11748-12-12	29	11C70-12-6	40	1202LT-4	65
10M22C80MXS	140	11748-16-16	29	11C70-16-10	40	1202LT-4-4	65
10M22F82EDMLOS	159	11748-20-16	29	11C70-16-8	40	1202LT-5	65
10M22F82EDMXS	140	11748-20-20	29	11C70-20-10	40	1202LT-6	65
10M22F870MLOS	157	11748-24-24	29	11C70-25-10	40	1202LT-6-6	65
10M22F870MXS	138	11748-32-24	29	11C70-25-12	40	120R-RAC-02	452
10M22F80MXS	139	11748-32-32	29	11C70-25-16	40	12-1/2 F50G-S	181
10M22R870MLOS	158	11748-8-8	29	11C70-30-16	40	12-1/2 F50G-SS	181
10M22S870MLOS	158	11770-10-10-1P	44	11C73-20-12	47	12-10 F50G5-S	182
10M22V870MLOS	158	11770-12-10-1P	44	11C73-25-12	47	12-10 F50G5-SS	182
10MFP140SA10Q1EUR	560	11770-12-12-1P	44	11C73-25-16	47	12-10 TL-S	162
10MFP140SA10Q1UK	560	11770-16-12-1P	44	11C73-30-16	47	12-10 V50LO-S	154
10MFP240SA10Q1IND	560	11770-16-16-1P	44	11C73-38-20	47	12-10 V50X-S	137
10PNMK4S	186	11770-20-16	44	11C77-16-8	57	12-10C50MLOS	154
10PNMTXS	149	11770-8-8-1P	44	11C77-20-12	57	12-10C50MXS	137
10R40MXS	135	11773-12-12	50	11C77-25-12	57	12-10F50MLOS	153
10R6MLOS	160	11773-16-12	50	11C77-30-16	57	12-10F50MXS	136
10R6MXS	146	11773-16-16	50	11C79-38-20	53	12-10HMK4S	185
10S40MXS	135	11777-12-12	60	11D56-10-5	69	12-10TRMLONS	163
10S50MXS	138	11777-12-8	60	11D56-10-6	69	12-10TRMTXS	148
10S6MLOS	160	11777-16-12	60	11D56-12-6	69	12-12F6MK4S	186
10S6MXS	146	11777-16-16	60	11D56-6-3	69	12-14 TL-S	162
10TT4LS	167	11777-8-8	60	11D56-8-4	69	12-16 C50LO-S	154
10TT4MXS	143	11948-12-12	29	11DYX-10-05	74	12-16 C50X-S	137
10TT8LS	167	11948-16-16	29	11DYX-12-06	74	12-16 F50G5-S	182
10V40MXS	134	11948-20-20	29	11DYX-6-03	74	12-16 F50G5-SS	182
10WEMTXWLNMS	128	11948-24-20	29	11DYX-8-04	74	12-16 FTX-S	129
10WLNMLS	153	11948-24-24	29	12 AOEL6-S	159	12-16 LOHB3-S	165
10WLNMS	129	11948-24-32	29	12 BL-S	163	12-16 V50LO-S	154
10WML0WLNMLS	152	11948-32-24	29	12 CTX-S	130	12-16 VTX-S	130
10WMTXWLNMS	127	11948-32-32	29	12 ELO-S	152	12-16C40MLOS	156
10WMTXWLNMS	127	11948-8-8	29	12 F6X-S	144	12-16C40MXS	134
11/2 DD-SS	179	11970-10-10-1P	44	12 FTX-S	129	12-16F3MK4S	185
11/2HPMSS	180	11970-12-12-1P	44	12 G6X-S	142	12-16F42EDMLOS	156
11/4 DD-SS	179	11970-12-8-1P	44	12 G6X-SS	142	12-16F42EDMXS	133
11/4HPMSS	180	11970-16-12-1P	44	12 GTX-S	141	12-16F42EDMXSS	133
1100Y04 00	316	11970-16-16-1P	44	12 HP50N-S	183	12-16F40MXS	132
1100Y06 00	316	11970-20-16-1P	44	12 JLO-S	152	12-16F50MLOS	153
1100Y08 00	316	11970-8-8-1P	44	12 KLO-S	152	12-16F50MXS	136
1100Y10 00	316	11973-12-12-1P	50	12 KTX-S	127	12-3/4 AOEG-S	181
1100Y12 00	316	11973-16-12	50	12 KTX-SS	127	12-3/4 F50G-S	181
1100Y14 00	316	11973-16-16	50	12 LOHB3-S	165	12-3/4 F50G-SS	181
11548-12-12	29	11977-12-12	60	12 LOHX6-S	150	12-4 TL-S	162
11548-16-16	29	11977-12-8	60	12 MTX-S	142	12-4 TRLO-S	163



Alphanumeric Index

12-4 TRTX-S	148	12G4MXS	142	13956-4-3	72	14KEAK13MPN	333
12-6 FTX-S	129	12G63P4S	193	13956-4-4	72	14KEAK17MPN	333
12-6 TL-S	162	12HMK4S	185	13956-6-5	72	14KEAK21MPN	333
12-6 TRLO-S	163	12HML0S	151	13956-6-6	72	14KEIW13MPN	333
12-6F42EDMXS	133	12HMTXS	125	13956-8-8	72	14KEIW17MPN	333
12-6HMK4S	185	12HMTXSS	125	13970-10-10-SM	42	14KEIW21MPN	333
12-6TRTXS	148	12HP46S	192	13970-10-8-SM	42	14KETFO8MPN	333
12-8 C5OX-S	137	12HP4S	191	13970-12-10-SM	42	14KETF10MPN	333
12-8 CTX-S	130	12HP50N-SS	183	13970-12-12-SM	42	14N73-20-16-1P	50
12-8 DTX-S	141	12JMTXS	126	13970-12-16-SM	42	14N73-20-20-1P	50
12-8 F50G5-S	182	12JMTXSS	126	13970-16-12-SM	42	14N73-24-20-1P	50
12-8 F50G5-SS	182	12M18F82EDMXS	140	13970-16-16-SM	42	14N73-24-24-1P	50
12-8 F50LO-S	153	12M22C870ML0S	157	13970-6-6-SM	42	14N73-32-32-1P	50
12-8 F6X-S	144	12M22C870MXS	139	13970-8-8-SM	42	14N77-20-16	60
12-8 FTX-S	129	12M22C80MXS	140	13B8X-4-04	81	159.004785	413
12-8 GTX-S	141	12M22F82EDMXS	140	13V48-10-8	26	159.004787	413
12-8 LOHB3-S	165	12M22F870ML0S	157	13V48-8-6	26	159.005304	413
12-8 TL-S	162	12M22F870MXS	138	13V48-8-8	26	16 AOEL6-S	159
12-8 TRLO-S	163	12M22F80MXS	139	13V70-8-6-SM	42	16 BL-S	163
12-8C40ML0S	156	12M27C870ML0S	157	13W48-10-10	26	16 C50LO-S	154
12-8C40MXS	134	12M27C80ML0S	159	13W48-10-8	26	16 CTX-S	130
12-8C40MXSS	134	12M27C80MXS	140	13W48-4-4	26	16 DTX-S	141
12-8CMTXSS	130	12M27F6870MXS	145	13W48-5-4	26	16 ELO-S	152
12-8F3MK4S	185	12M27F82EDML0S	159	13W48-5-5	26	16 F50LO-S	153
12-8F42EDML0S	156	12M27F870ML0S	157	13W48-8-6	26	16 F6X-S	144
12-8F42EDMXS	133	12M27F80MXS	139	13W48-8-8	26	16 G6X-S	142
12-8F42EDMXSS	133	12M27R870ML0S	158	13W70-8-6-SM	42	16 G6X-SS	142
12-8F40MXS	132	12M27S870ML0S	158	14 HP50N-S	183	16 GTX-S	141
12-8F642EDMXS	144	12M27V870ML0S	158	14 HP50N-SS	183	16 HP50N-S	183
12-8F6MK4S	186	12M33F870ML0S	157	14 JTX-S	126	16 HP50N-SS	183
12-8HMK4S	185	12PNMK4S	186	14 P50N-S	182	16 JLO-S	152
12-8TRTXS	148	12PNMTXS	149	14 V50X-S	137	16 KLO-S	152
12BMLS	163	12R40MXS	135	14-1/2 F50G-S	181	16 KTX-S	127
12BMTXS	147	12R6MXS	146	1423KAAK13SPN	326	16 LOHB3-S	165
12BMTXSS	147	12S40MXS	135	1423KAAK17SPN	326	16 LOHX6-S	150
12C3P4S	192	12S6MXS	146	1423KAAK21SPN	326	16 MTX-S	142
12C3T4S	191	12TT4LS	167	1423KAIW13SPN	326	16 OTX-S	141
12C40ML0S	156	12TT4XS	143	1423KAIW17SPN	326	16 P50N-S	182
12C40MXS	134	12TT8LS	167	1423KAIW21SPN	326	16 PNLO-S	167
12C40MXSS	134	12V3P4S	192	1423KATF06SPN	326	16 PNTX-S	149
12C50ML0S	154	12V3T4S	191	1423KATF09SPN	326	16 R50LO-S	155
12C50MXS	137	12V40MXS	134	1423KATF10SPN	326	16 R50X-S	138
12C6MK4S	186	12WEMTXWLNMS	128	14-3/4 F50G-S	181	16 R6LO-S	160
12C6ML0S	160	12WLNMLS	153	1470U08 04 13	316	16 RTX-S	131
12C6MXS	145	12WLNMS	129	1471U08 04 13	316	16 RTX-SS	131
12C6MXSS	145	12WML0WLNMLS	152	1472U08 04 13	316	16 S50LO-S	155
12CMTXSS	130	12WMTXWLNMS	127	149EX-10-025	67	16 S50X-S	138
12EMTXS	126	12WMTXWLNMS	127	14A73-20-16-1P	50	16 S6LO-S	160
12F3MK4S	185	13748-12-12	26	14A73-20-20	50	16 STX-S	131
12F3MXS	131	13748-16-16	26	14A73-24-20-1P	50	16 STX-SS	131
12F3P4S	192	13748-20-20	26	14A73-24-24	50	16 V50LO-S	154
12F3T4S	191	13748-24-24	26	14A73-32-24-1P	50	16 V50X-S	137
12F42EDML0S	156	13748-6-6	26	14A73-32-32-1P	50	16 V6X-S	146
12F42EDMXS	133	13770-10-8-SM	42	14A77-20-16	60	16 V6X-SS	146
12F42EDMXSS	133	13770-12-10-SM	42	14F73-20-16-1P	50	16 VTX-S	130
12F40MXS	132	13770-12-12-SM	42	14F73-20-20-1P	50	16 WETX-WLN-S	128
12F50ML0S	153	13770-16-16-SM	42	14F73-24-20-1P	50	16 WJTX-WLN-S	128
12F50MXS	136	13770-20-16	42	14F73-24-24	50	16 WNTX-WLN-S	128
12F63P4S	193	13770-8-8-SM	42	14F77-20-16	60	16 XHL6-S	150
12F642EDMLS	160	13948-12-10	26	14KAAW13MPX	323	16 XHLO-S	149
12F642EDMXS	144	13948-12-12	26	14KAAW17MPX	323	1600KEAK13SPN	336
12F640MXS	144	13948-16-16	26	14KAAW21MPX	323	1600KEAK17SPN	336
12F650MXS	145	13948-20-20	26	14KAIW13MPX	323	1600KEAK21SPN	336
12FNMK4S	186	13948-24-24	26	14KAIW17MPX	323	1600KEIW13SPN	336
12FNMLS	165	13948-6-4	26	14KAIW21MPX	323	1600KEIW17SPN	336
12FNMTXS	149	13948-6-5	26	14KATF08MPX	323	1600KEIW21SPN	336
12G3P4S	193	13948-6-6	26	14KATF10MPX	323	1600KETFO6SPN	336



Apex Fluid Power Ltd.

Alphanumeric Index

1600KETF09SPN	336	16848-4-4	25	16F48-32-32	30	16N73-12-16-1P	51
1600KETF10SPN	336	16848-4-6	25	16F40MXS	132	16N73-16-12-1P	51
1600KETF13SPN	336	16848-5-4	25	16F50MXS	136	16N73-16-16-1P	51
16-1 ADEG-S	181	16848-5-6	25	16F642EDMLS	160	16N73-16-20-1P	51
16-1 F50G-S	181	16848-8-5	25	16F642EDMXS	144	16N73-20-16	51
16-1 F50G-SS	181	16848-8-6	25	16F640MXS	144	16N73-20-20	51
16-1/2 F50G-S	181	16848-8-8	25	16F650MXS	145	16N73-24-20	51
16-1/2 F50G-SS	181	16-8HMK4S	185	16F70-12-10-1P	45	16N73-24-24	51
16-10 F50G5-S	182	16A48-12-12	30	16F70-12-12-1P	45	16N73-32-32-1P	51
16-10 TL-S	162	16A48-16-16	30	16F70-16-12	45	16N77-12-12	61
16-10 TRLO-S	163	16A48-20-20	30	16F70-16-16-1P	45	16N77-12-8	61
16-10TRTXS	148	16A48-24-24	30	16F70-8-8-1P	45	16N77-16-12	61
16-12 C50LO-S	154	16A48-32-32	30	16F73-12-12-1P	51	16N77-16-16	61
16-12 C50X-S	137	16A70-12-10-1P	45	16F73-12-12-1P	51	16N77-20-16	61
16-12 CTX-S	130	16A70-12-12-1P	45	16F73-16-16	51	16N77-8-8	61
16-12 F50LO-S	153	16A70-16-12-1P	45	16F73-20-16-1P	51	16N79-20-20	55
16-12 F6X-S	144	16A70-16-16-1P	45	16F73-20-20-1P	51	16N79-24-20	55
16-12 LOHB3-S	165	16A70-20-16-1P	45	16F73-24-20	51	16N79-24-24	55
16-12 TL-S	162	16A70-8-10-1P	45	16F73-24-24	51	16PNMK4S	186
16-12 TRLO-S	163	16A70-8-8-1P	45	16F73-32-32-1P	51	16R40MXS	135
16-12 VTX-S	130	16A73-12-12-1P	51	16F77-12-12	61	16R6MXS	146
16-12C40MLOS	156	16A73-12-16-1P	51	16F77-12-8	61	16S40MXS	135
16-12C40MXS	134	16A73-16-12-1P	51	16F77-16-12	61	16S6MXS	146
16-12C40MXSS	134	16A73-16-16-1P	51	16F77-16-16	61	16TT4LS	167
16-12F3MK4S	185	16A73-16-20-1P	51	16F77-20-16	61	16TT4XS	143
16-12F42EDMLOS	156	16A73-20-16-1P	51	16F77-8-8	61	16TT8LS	167
16-12F42EDMXS	133	16A73-20-20-1P	51	16F79-20-20	55	16V3T4S	191
16-12F42EDMXSS	133	16A73-24-20-1P	51	16F79-24-24	55	16V40MXS	134
16-12F40MXS	132	16A73-24-24-1P	51	16FMTXS	129	16WLNMLS	153
16-12F50MXS	136	16A73-32-24-1P	51	16FNMK4S	186	16WLNMS	129
16-12F642EDMXS	144	16A73-32-32	51	16FNMLS	165	16WMLOWLNMLS	152
16-12FMTXS	129	16A77-12-12	61	16FNMTXS	149	16WMTXWLNMS	127
16-12HMK4S	185	16A77-12-8	61	16G3P4S	193	16WMTXWLNMS	127
16-12TRTXS	148	16A77-16-12	61	16G4MXS	142	1700KAAK17SPN	331
16-14 TL-S	162	16A77-16-16	61	16G63P4S	193	1700KAAK21SPN	331
16-16F6MK4S	186	16A77-20-16	61	16HMK4S	185	1700KAAK26SPN	331
16-20 C50LO-S	154	16A77-8-8	61	16HMLOS	151	1700KAIW17SPN	331
16-20 C50X-S	137	16A79-20-20	55	16HMTXS	125	1700KAIW21SPN	331
16-20 CTX-S	130	16A79-20-24	55	16HMTXSS	125	1700KAIW26SPN	331
16-20 F50G5-S	182	16A79-24-20	55	16HP4S	191	1700KATF10SPN	331
16-20 F50LO-S	153	16A79-24-24	55	16JMTXS	126	1700KATF13SPN	331
16-20 LOHB3-S	165	16BMLS	163	16JMTXSS	126	1700KATF16SPN	331
16-20 V50LO-S	154	16BMTXS	147	16M27C870MXS	139	1700KEAW17SPN	337
16-20F42EDMLOS	156	16BMTXSS	147	16M27F870MXS	138	1700KEAW21SPN	337
16-20F42EDMXS	133	16C3P4S	192	16M33C870MLOS	157	1700KEAW26MPN	337
16-20F40MXS	132	16C3T4S	191	16M33C80MLOS	159	1700KEIW17SPN	337
1625KAAK13SPN	329	16C40MLOS	156	16M33C80MXS	140	1700KEIW21SPN	337
1625KAAK17SPN	329	16C40MXS	134	16M33F6870MXS	145	1700KEIW26MPN	337
1625KAAK21SPN	329	16C40MXSS	134	16M33F82EDMLOS	159	17KAAK13SPN	321
1625KAIW13SPN	329	16C50MXS	137	16M33F82EDMXS	140	17KAAK17SPN	321
1625KAIW17SPN	329	16C6MK4S	186	16M33F870MLOS	157	17KAAK21SPN	321
1625KAIW21SPN	329	16C6MLOS	160	16M33F870MXS	138	17KAIW13SPN	321
1625KATF09SPN	329	16C6MXS	145	16M33F80MXS	139	17KAIW17SPN	321
1625KATF10SPN	329	16C6MXSS	145	16M33R870MLOS	158	17KAIW21SPN	321
1625KATF13SPN	329	16CMTXSS	130	16M33S870MLOS	158	17KATF08SPN	321
1625KATP10SPN	329	16EMTXS	126	16M33V870MLOS	158	17KATF10SPN	321
1625KATP13SPN	329	16F3MK4S	185	16N48-12-12	30	17SFAK10SXN	321
16-3/4 F50G-S	181	16F3MXS	131	16N48-16-16	30	17SFAK13SXN	321
16-3/4 F50G-SS	181	16F3P4S	192	16N48-20-20	30	17SFIW10SXN	321
16-6TRTXS	148	16F3T4S	191	16N48-24-24	30	17SFIW13SXN	321
16-8 F50G5-S	182	16F42EDMLOS	156	16N48-32-32	30	17SFTF08SXN	321
16-8 F50G5-SS	182	16F42EDMXS	133	16N70-12-10-1P	45	17SFTF10SXN	321
16-8 TL-S	162	16F42EDMXSS	133	16N70-12-12-1P	45	18KAAK13MPN	324
16-8 TRLO-S	163	16F48-12-12	30	16N70-16-12-1P	45	18KAAK17MPN	324
16848-10-10	25	16F48-16-16	30	16N70-16-16-1P	45	18KAIW13MPN	324
16848-10-12	25	16F48-20-20	30	16N70-8-8-1P	45	18KAIW17MPN	324
16848-10-8	25	16F48-24-24	30	16N73-12-12	51	18KAIW21MPN	324



Apex Fluid Power Ltd.

Alphanumeric Index

18KATF08MPN	324	19SFTF10SXN	325	1C3YX-8-04	76	1CA48-12-6	18
18KATF10MPN	324	1A...1Y		1C948-10-4	21	1CA48-12-8	18
18SFAK13SXN	324	1AY8X-6-04	81	1C948-10-5	21	1CA48-15-10	18
18SFAK17SXN	324	1B148-12-12	23	1C948-10-6	21	1CA48-15-6	18
18SFIW13SXN	324	1B148-16-16	23	1C948-12-4	21	1CA48-15-8	18
18SFIW17SXN	324	1B148-20-20	23	1C948-12-5	21	1CA48-18-10	18
18SFTF06SXN	324	1B148-24-24	23	1C948-12-6	21	1CA48-18-12	18
18SFTF08SXN	324	1B148-32-32	23	1C948-12-8	21	1CA48-18-6	18
18SFTF10SXN	324	1B148-4-4	23	1C948-14-4	21	1CA48-18-8	18
19248-10-10	23	1B148-6-4	23	1C948-14-6	21	1CA48-22-10	18
19248-10-8	23	1B148-6-5	23	1C948-14-8	21	1CA48-22-12	18
19248-12-10	23	1B148-6-6	23	1C948-16-10	21	1CA48-22-16	18
19248-12-12	23	1B148-8-6	23	1C948-16-5	21	1CA48-28-12	18
19248-16-12	23	1B148-8-8	23	1C948-16-6	21	1CA48-28-16	18
19248-16-16	23	1B170-12-12	41	1C948-16-8	21	1CA48-35-16	18
19248-20-20	23	1B170-16-12	41	1C948-20-10	21	1CA48-35-20	18
19248-24-24	23	1B170-16-16	41	1C948-20-12	21	1CA48-42-24	18
19248-32-32	23	1B173-12-12	48	1C948-20-8	21	1CA48-6-4	18
19248-4-4	23	1B173-16-16	48	1C948-25-12	21	1CA48-8-4	18
19248-4-5	23	1B173-20-20	48	1C948-25-16	21	1CA48-8-5	18
19248-6-4	23	1B248-10-10	24	1C948-30-16	21	1CA48-8-6	18
19248-6-5	23	1B248-12-10	24	1C948-38-20	21	1CA56-10-4	68
19248-6-6	23	1B248-12-12	24	1C948-6-4	21	1CA56-10-5	68
19248-6-8	23	1B248-16-16	24	1C948-8-4	21	1CA56-10-6	68
19248-8-6	23	1B248-20-20	24	1C948-8-6	21	1CA56-12-5	68
19248-8-8	23	1B248-24-24	24	1C956-10-4	70	1CA56-12-6	68
19256-4-3	70	1B248-32-32	24	1C956-10-5	70	1CA56-15-8	68
19256-4-4	70	1B248-4-4	24	1C956-12-4	70	1CA56-6-3	68
19256-6-5	70	1B248-6-4	24	1C956-12-5	70	1CA56-8-4	68
19256-6-6	70	1B248-6-5	24	1C956-12-6	70	1CA70-12-6	38
19256-8-6	70	1B248-6-6	24	1C956-16-8	70	1CA70-15-8	38
19256-8-8	70	1B248-6-8	24	1C956-8-3	70	1CA70-18-10	38
19270-10-10	41	1B248-8-6	24	1C956-8-4	70	1CA70-18-8	38
19270-10-8	41	1B248-8-8	24	1C970-12-6	39	1CA70-22-12	38
19270-12-10	41	1B256-4-3	71	1C970-12-8	39	1CA70-28-16	38
19270-12-12	41	1B256-4-4	71	1C970-14-6	39	1CAEX-4-012	66
19270-16-12	41	1B256-6-5	71	1C970-16-10	39	1CAEX-6-012	66
19270-16-16	41	1B256-6-6	71	1C970-16-8	39	1CAEX-6-025	66
19270-6-6	41	1B256-8-8	71	1C970-20-10	39	1CAEX-8-012	66
19270-8-8	41	1B270-10-10	41	1C970-20-12	39	1CAYX-10-05	76
19273-12-12	48	1B270-10-8	41	1C970-25-10	39	1CAYX-12-06	76
19273-16-16	48	1B270-12-10	41	1C970-25-12	39	1CAYX-15-08	76
19273-20-20	48	1B270-12-12	41	1C970-25-16	39	1CAYX-18-10	76
19273-24-24	48	1B270-16-12	41	1C970-30-16	39	1CAYX-6-03	76
19273-32-32	48	1B270-16-16	41	1C973-20-12	47	1CAYX-8-04	76
1928X-4-04	80	1B270-6-6	41	1C973-25-12	47	1CD43BL	302
192YX-12-10	75	1B270-8-8	41	1C973-25-16	47	1CE48-10-4	19
192YX-4-03	75	1B273-12-12	48	1C973-30-16	47	1CE48-10-5	19
192YX-4-04	75	1B273-16-16	48	1C973-30-20	47	1CE48-10-6	19
192YX-6-05	75	1B273-20-20	48	1C973-38-20	47	1CE48-12-5	19
192YX-6-06	75	1B273-24-24	48	1C973-38-24	47	1CE48-12-6	19
192YX-8-08	75	1B273-32-32	48	1C977-16-8	57	1CE48-12-8	19
19KAAK13MPN	325	1B2YX-4-04	75	1C977-20-10	57	1CE48-15-6	19
19KAAK17MPN	325	1B2YX-6-06	75	1C977-20-12	57	1CE48-15-8	19
19KAAK21MPN	325	1B2YX-8-08	75	1C977-25-12	57	1CE48-18-10	19
19KAIW13MPN	325	1C356-10-4	68	1C977-30-16	57	1CE48-22-12	19
19KAIW17MPN	325	1C356-10-5	68	1C979-38-20	53	1CE48-28-12	19
19KAIW21MPN	325	1C356-12-6	68	1C98X-10-04	80	1CE48-28-16	19
19KATF08MPN	325	1C356-15-8	68	1C98X-8-04	80	1CE48-35-20	19
19KATF10MPN	325	1C356-6-3	68	1C9EX-6-012	66	1CE48-42-24	19
19SFAK13SXN	325	1C356-8-4	68	1C9EX-8-012	66	1CE48-6-4	19
19SFAK17SXN	325	1C3YX-10-05	76	1C9EX-8-025	66	1CE48-8-4	19
19SFIW13SXN	325	1C3YX-10-06	76	1CA48-10-4	18	1CE48-8-5	19
19SFIW17SXN	325	1C3YX-12-06	76	1CA48-10-5	18	1CE56-10-5	68
19SFTF06SXN	325	1C3YX-15-08	76	1CA48-10-6	18	1CE56-10-6	68
19SFTF08SXN	325	1C3YX-18-10	76	1CA48-12-4	18	1CE56-12-6	68
		1C3YX-6-03	76	1CA48-12-5	18	1CE56-15-8	68



Alphanumeric Index

1CE56-6-3	68	1D056-12-6	69	1J748-6-4	28	1JC70-10-10-SM	43
1CE56-8-4	68	1D056-8-4	69	1J748-6-6	28	1JC70-12-10-SM	43
1CE70-12-6	38	1D070-18-10	39	1J748-8-6	28	1JC70-12-12-SM	43
1CE70-15-8	38	1D070-22-12	39	1J748-8-8	28	1JC70-12-8-SM	43
1CE70-18-10	38	1D070-28-16	39	1J756-6-6	73	1JC70-16-12-SM	43
1CE70-22-12	38	1D248-10-5	22	1J756-8-8	73	1JC70-16-16-SM	43
1CF48-10-4	19	1D248-12-4	22	1J770-10-10-SM	43	1JC70-8-8-SM	43
1CF48-10-5	19	1D248-12-5	22	1J770-10-8-SM	43	1JC73-12-12-SM	49
1CF48-10-6	19	1D248-12-6	22	1J770-12-12-SM	43	1JC73-16-16-SM	49
1CF48-12-4	19	1D248-14-6	22	1J770-16-16-SM	43	1JC73-20-20-SM	49
1CF48-12-5	19	1D248-16-8	22	1J770-8-8-SM	43	1JC73-24-24-SM	49
1CF48-12-6	19	1D248-20-10	22	1J773-12-12-SM	49	1JC77-10-10	59
1CF48-12-8	19	1D248-20-12	22	1J773-16-12-SM	49	1JC77-12-12	59
1CF48-15-10	19	1D248-25-12	22	1J773-16-16-SM	49	1JC77-12-16	59
1CF48-15-6	19	1D248-30-16	22	1J773-20-16-SM	49	1JC77-12-8	59
1CF48-15-8	19	1D248-38-20	22	1J773-20-20-SM	49	1JC77-16-12	59
1CF48-18-10	19	1D248-6-4	22	1J777-12-12	59	1JC77-16-16	59
1CF48-18-8	19	1D270-16-8	40	1J777-16-16	59	1JC77-8-8	59
1CF48-22-10	19	1D270-20-10	40	1J779-20-20	54	1JCEX-4-012	67
1CF48-22-12	19	1D270-20-12	40	1J948-10-10	28	1JCEX-6-012	67
1CF48-22-16	19	1D270-25-12	40	1J948-10-8	28	1JM48-10-8	27
1CF48-28-12	19	1D270-25-16	40	1J948-12-12	28	1JM48-12-12	27
1CF48-28-16	19	1D270-30-16	40	1J948-16-16	28	1JM48-16-16	27
1CF48-28-20	19	1D273-20-12	47	1J948-20-20	28	1JM48-4-4	27
1CF48-35-20	19	1D273-25-12	47	1J948-4-4	28	1JM48-6-6	27
1CF48-42-24	19	1D273-30-16	47	1J948-4-6	28	1JM48-8-6	27
1CF48-6-4	19	1D273-38-20	47	1J948-6-4	28	1JM48-8-8	27
1CF48-8-4	19	1D277-16-8	57	1J948-6-5	28	1JS79-20-20	54
1CF56-10-5	69	1D277-20-10	57	1J948-6-6	28	1JS79-24-24	54
1CF56-10-6	69	1D277-20-12	57	1J948-8-4	28	1MM0444BL	302
1CF56-12-6	69	1D277-25-12	57	1J948-8-6	28	1MM0444MS	187
1CF56-15-8	69	1D277-30-16	57	1J948-8-8	28	1MMS443BL	306
1CF56-6-3	69	1D948-10-10	24	1J956-6-4	73	1MRO434BL	303
1CF56-8-4	69	1D948-12-12	24	1J956-6-6	73	1NW48-15-4	34
1CF70-12-6	38	1D948-16-16	24	1J956-8-8	73	1NW48-15-5	34
1CF70-15-8	38	1D948-20-20	24	1J970-10-10-SM	43	1NW48-15-6	34
1CF70-18-10	38	1D948-24-24	24	1J970-12-10-SM	43	1PW48-10-4	35
1CF70-22-12	38	1D948-32-32	24	1J970-12-12-SM	43	1PW48-10-5	35
1CF70-28-16	38	1D948-4-4	24	1J970-16-16-SM	43	1PW48-10-6	35
1CF70-35-16	38	1D948-6-4	24	1J970-6-6-SM	43	1PW48-11-4	35
1CFYX-15-08	76	1D948-6-5	24	1J970-8-8-SM	43	1PW48-11-5	35
1CFYX-6-03	76	1D948-6-6	24	1J973-12-12-SM	49	1R8EX-11-012	67
1CFYX-8-04	76	1D948-6-8	24	1J973-16-12-SM	49	1U08X-4-04	81
1CR33BL	305	1D948-8-6	24	1J973-16-16-SM	49	1U08X-6-04	81
1CW48-15-4	34	1D948-8-8	24	1J973-20-20-SM	49	1X1/2PTR34BL	304
1CW48-15-5	34	1D956-4-4	71	1J973-20-20-SM	49	1X3/4FF33MS	187
1CW48-15-6	34	1D956-6-6	71	1J977-12-12	59	1X3/4PTR34BL	304
1CW48-15-8	34	1D956-8-8	71	1J977-16-16	59	1XA77-12-12	62
1D048-10-4	20	1D970-12-12	41	1J977-8-8	59	1XA77-16-12	62
1D048-10-5	20	1D970-16-16	41	1J979-20-20-SM	54	1XA77-16-16	62
1D048-10-6	20	1D970-8-8	41	1J979-20-20-SM	54	1XA77-20-16	62
1D048-12-4	20	1D973-12-12	48	1J979-20-20-SM	54	1XA77-20-20	62
1D048-12-5	20	1D973-16-16	48	1J979-20-20-SM	54	1XA77-24-20	62
1D048-12-6	20	1D973-20-20	48	1J979-20-20-SM	54	1XF77-12-12	62
1D048-15-6	20	1D98X-4-04	81	1J979-20-20-SM	54	1XF77-16-12	62
1D048-15-8	20	1DD44BL	306	1J979-20-20-SM	54	1XF77-16-16	62
1D048-18-10	20	1FF33BL	301	1J979-20-20-SM	54	1XF77-16-16	62
1D048-22-12	20	1FF633BL	304	1J979-20-20-SM	54	1XF77-20-16	62
1D048-28-16	20	1GG44MS	187	1J979-20-20-SM	54	1XF77-20-20	62
1D048-35-20	20	1HPMSS	180	1J979-20-20-SM	54	1XF77-24-20	62
1D048-42-24	20	1J748-10-10	28	1J979-20-20-SM	54	1XN77-12-12	62
1D048-6-4	20	1J748-10-8	28	1J979-20-20-SM	54	1XN77-16-12	62
1D048-8-4	20	1J748-12-12	28	1J979-20-20-SM	54	1XN77-16-16	62
1D048-8-5	20	1J748-16-16	28	1J979-20-20-SM	54	1XN77-20-16	62
1D056-10-5	69	1J748-20-20	28	1J979-20-20-SM	54	1XN77-20-20	62
1D056-10-6	69	1J748-24-24	28	1J979-20-20-SM	54	1XN77-24-20	62
1D056-12-5	69	1J748-4-4	28	1J979-20-20-SM	54	1YPEX-3-012	67



Alphanumeric Index

1YREX-10-012	67	20-16 C50X-S	137	20M42C870MLOS	157	2207-24-24	189
1YREX-11-012	67	20-16 F50G5-S	182	20M42C870MXS	139	2207-4-4	189
2...27		20-16 F50G5-SS	182	20M42C80MLOS	159	2207-6-6	189
2 FF-S	175	20-16 F50L0-S	153	20M42C80MXS	140	2207-8-8	189
2 HP50N-S	183	20-16 FTX-S	129	20M42F6870MXS	145	2-210N552-90	199
2 JTX-S	126	20-16 LOHB3-S	165	20M42F82EDMLOS	159	2-214N552-90	199
2 P50N-S	182	20-16 TL-S	162	20M42F82EDMXS	140	2-217-N552-9	150
2 X 1 1/4 PTR-S	176	20-16 TRLON-S	163	20M42F870MXS	157	2-219N552-90	199
20 A0EL6-S	159	20-16C40MLOS	156	20M42F80MXS	139	2-222-N552-9	150
20 BL-S	163	20-16C40MXS	134	20M42R870MLOS	158	2-222N552-90	199
20 C50L0-S	154	20-16F42EDMLOS	156	20M42S870MLOS	158	2-224-N552-9	150
20 C50X-S	137	20-16F42EDMXS	133	20M42V870MLOS	158	2-225N552-90	199
20 C6L0-S	160	20-16F40MXS	132	20PNMK4S	186	2-228N552-90	199
20 C6X-S	145	20-16HMK4S	185	20R40MXS	135	226A	531
20 CTX-S	130	2-016N552-90	198	20R6MXS	146	226A BLADES	531
20 DTX-S	141	20-16TRTXS	148	20S40MXS	135	22SFAK13SXN	323
20 ELO-S	152	2-018-N552-9	166	20TT4LS	167	22SFAK17SXN	323
20 F650X-S	145	2-018N552-90	198	20TT4XS	143	22SFAK21SXN	323
20 F6X-S	144	2020N-012V50	63	20TT8LS	167	22SFIW13SXN	323
20 FNL-S	165	2020N-025V30	63	20V40MXS	134	22SFIW17SXN	323
20 G6X-S	142	2-021N552-90	198	20WLNMS	129	22SFTF06SXN	323
20 G6X-SS	142	20-24 C50L0-S	154	20WMTXWLNMS	127	22SFTF08SXN	323
20 GTX-S	141	20-24 C50X-S	137	20WMTXWLNMS	127	22SFTT10SXN	323
20 HLO-S	151	20-24 CTX-S	130	2107-12-12	188	230R30	450
20 HP50N-S	183	20-24 F50L0-S	153	2107-12-6	188	2340N-04V10	79
20 HP50N-SS	183	20-24 LOHB3-S	165	2107-12-8	188	23SFAK10SXN	326
20 JLO-S	152	20-24F42EDMXS	133	2107-16-12	188	23SFAK13SXN	326
20 KLO-S	152	20-24F40MXS	132	2107-16-16	188	23SFAK17SXN	326
20 LOHB3-S	165	2-025N552-90	198	2107-20-20	188	23SFIW13SXN	326
20 MTX-S	142	2030T-03V70	479	2107-2-2	188	23SFIW17SXN	326
20 OTX-S	141	2030T-04V70	479	2107-24-24	188	23SFTF06SXN	326
20 P50N-S	182	2030T-05V70	479	2107-32-32	188	23SFTF08SXN	326
20 PNLO-S	167	2030T-06V70	479	2107-4-4	188	23SFTT10SXN	326
20 PNTX-S	149	2030T-08V70	479	2107-4-6	188	23SFTP06MXX	326
20 R50L0-S	155	2030T-10V70	479	2107-6-4	188	23SFTP10MXX	326
20 R50X-S	138	2040N-03V00	77	2107-6-6	188	24 A0EL6-S	159
20 R6L0-S	160	2040N-04V00	77	2107-6-8	188	24 BL-S	163
20 RTX-S	131	2040N-05V00	77	2107-8-12	188	24 C50L0-S	154
20 RTX-SS	131	2040N-06V00	77	2107-8-6	188	24 C50X-S	137
20 S50L0-S	155	2040N-08V00	77	2107-8-8	188	24 C6L0-S	160
20 S6L0-S	160	20BMLS	163	2-111-N552-9	150	24 C6X-S	145
20 S6X-S	146	20BMTXS	147	2-113-N552-9	150	24 CTX-S	130
20 STX-S	131	20BMTXSS	147	2-114-N552-9	166	24 DTX-S	141
20 STX-SS	131	20C40MLOS	156	2-119-N552-9	150	24 ELO-S	152
20 V50L0-S	154	20C40MXS	134	2-122-N552-9	166	24 F50L0-S	153
20 V50X-S	137	20C40MXSS	134	2-128-N552-9	166	24 F6X-S	144
20 V6X-S	146	20C6MXSS	145	2-132-N552-9	166	24 FNL-S	165
20 V6X-SS	146	20EMTXS	126	21KAAW10MPX	322	24 G6X-S	142
20 WETX-WLN-S	128	20F3MK4S	185	21KAAW13MPX	322	24 G6X-SS	142
20 WLNL-S	153	20F42EDMLOS	156	21KAIW10MPX	322	24 GTX-S	141
20 WLO-WLNL-S	152	20F42EDMXS	133	21KAIW13MPX	322	24 HLO-S	151
20 WNTX-WLN-S	128	20F42EDMXSS	133	21KATF06MPX	322	24 HP50N-S	183
20 XHL6-S	150	20F40MXS	132	21KATF08MPX	322	24 HP50N-SS	183
20 XHLO-S	149	20F50MLOS	153	21KATP06MPX	322	24 JLO-S	152
20-1 1/4 F50G-S	181	20F50MXS	136	21SFAW10MXX	322	24 JTX-S	126
20-1 F50G-S	181	20F642EDMLS	160	21SFAW13MXX	322	24 LOHB3-S	165
20-1 F50G-SS	181	20F642EDMXS	144	21SFIW10MXX	322	24 OTX-S	141
2-011N552-90	198	20F640MXS	144	21SFIW13MXX	322	24 P50N-S	182
20-12 F50G5-S	182	20FMTXS	129	21SFK006MXX	322	24 PNLO-S	167
20-12 F50G5-SS	182	20FNMK4S	186	21SFK008MXX	322	24 PNTX-S	149
20-12 TL-S	162	20FNMTXS	149	21SFTF06MXX	322	24 R50L0-S	155
20-12 TRLO-S	163	20G4MXS	142	21SFTF08MXX	322	24 R50X-S	138
20-12 TRTX-S	148	20HMK4S	185	21SFTP06MXX	322	24 R6L0-S	160
2-012-N552-9	166	20HMTXS	125	2207-12-12	189	24 R6X-S	146
2-012N552-90	198	20HMTXSS	125	2207-16-16	189	24 RTX-S	131
2-013-N552-9	166	20JMTXS	126	2207-20-20	189	24 RTX-SS	131
2-014N552-90	198	20JMTXSS	126	2207-2-2	189	24 S50L0-S	155



Apex Fluid Power Ltd.

Alphanumeric Index

24 S50X-S	138	24KEAK17MPN	334	26KETFO9MPN	335	3/4 X 3/8 PTR-S	176
24 S6LO-S	160	24KEAK21MPN	334	26KETF13MPN	335	3/4-12F40HG5S	184
24 S6X-S	146	24KEIW13MPN	334	26SFAW13MXX	328	3/4CD43BL	302
24 STX-SS	131	24KEIW17MPN	334	26SFAW17MXX	328	3/4CR33BL	305
24 V50LO-S	154	24KEIW21MPN	334	26SFAW21MXX	328	3/4DD44BL	306
24 V50X-S	137	24KETFO8MPN	334	26SFIW13MXX	328	3/4FF33BL	301
24 V6X-S	146	24KETF10MPN	334	26SFIW17MXX	328	3/4FF33MS	187
24 V6X-SS	146	24M42F870MLOS	157	26SFIW21MXX	328	3/4FF633BL	304
24 VTX-S	130	24M48C870MLOS	157	26SFTF06MXX	328	3/4FFMS	175
24 WLNL-S	153	24M48C80MLOS	159	26SFTF08MXX	328	3/4GG44BL	301
24 WLO-WLNL-S	152	24M48C80MXXS	140	26SFTF09MXX	328	3/4GG44MS	307
24 XHLO-S	149	24M48F82EDMLOS	159	26SFTF13MXX	328	3/4HPMSS	180
24-1 1/2 F50G-S	181	24M48F82EDMXXS	140	26SFTF06MXX	328	3/4MM0444BL	302
24-1 F50G-S	181	24M48F870MLOS	157	26SFTF10MXX	328	3/4MM0444MS	187
24-1 F50G-SS	181	24M48R870MLOS	158	27SFAK13SXN	331	3/4MMS443BL	306
24-12 F50G5-S	182	24M48V870MLOS	158	27SFAK17SXN	331	3/4MRO434BL	303
24-12 F50G5-SS	182	24PNMK4S	186	27SFAK21SXN	331	3/4RRS333BL	306
24-16 F50G5-S	182	24TT4LS	167	27SFAK26SXN	331	3/4X1/2FF33MS	187
24-16 F50G5-SS	182	24TT4XS	143	27SFIW13SXN	331	3/4X1/2FG43BL	301
24-16 TL-S	162	24TT8LS	167	27SFIW17SXN	331	3/4X1/2GG44BL	301
24-16 TRLO-S	163	24V40MXXS	134	27SFIW21SXN	331	3/4X1/2PTR34BL	304
24-16HMK4S	185	24WLNMS	129	27SFTF08SXN	331	3/4X1/2PTR44BL	305
24-16TRTXS	148	2507-10-12	190	27SFTF10SXN	331	3/4X1FF33BL	301
24-20 C50LO-S	154	2507-10-6	190	27SFTF13SXN	331	3/4X1GG44BL	301
24-20 C50X-S	137	2507-10-8	190	27SFTF10MXX	331	3/4X3/8PTR34BL	304
24-20 CTX-S	130	2507-12-12	190	27SFTF13MXX	331	3/4X3/8PTR44BL	305
24-20 F50G5-S	182	2507-12-8	190	2HMK4S	185	3/8 CD45-S	177
24-20 F50G5-SS	182	2507-16-16	190	2PNMK4S	186	3/8 CD45-SS	177
24-20 F50LO-S	153	2507-20-20	190	3...39		3/8 CD-SS	177
24-20 FTX-S	129	2507-4-4	190	3 HP50N-S	183	3/8 CR-S	176
24-20 LOHB3-S	165	2507-6-4	190	3 P50N-S	182	3/8 CR-SS	176
24-20 TL-S	162	2507-6-6	190	3/4 CD45-S	177	3/8 DD45-S	179
24-20 TRLO-S	163	2507-8-12	190	3/4 CD45-SS	177	3/8 DD45-SS	179
24-20 TRTX-S	148	2507-8-6	190	3/4 CD-S	177	3/8 FF-S	175
24-20F42EDMLOS	156	2507-8-8	190	3/4 CD-SS	177	3/8 FG-S	177
24-20F42EDMXXS	133	25SFAK13SXZ	329	3/4 CR-S	176	3/8 GG-S	179
24-20F40MXXS	132	25SFAK17SXZ	329	3/4 CR-SS	176	3/8 GG-SS	179
24-20HMK4S	185	25SFAK21SXZ	329	3/4 DD45-S	179	3/8 HHP-S	180
24BMLS	163	25SFIW13SXZ	329	3/4 DD45-SS	179	3/8 HHP-SS	180
24BMTXS	147	25SFIW17SXZ	329	3/4 DD-S	179	3/8 HP-S	180
24BMTXSS	147	25SFIW21SXZ	329	3/4 DD-SS	179	3/8 KMM00-S	180
24C40MXXS	134	25SFTF06SXZ	329	3/4 FG-S	177	3/8 KMM00-SS	180
24C40MXXSS	134	25SFTF08SXZ	329	3/4 GG-S	179	3/8 MM0-S	180
24C6MXSS	145	25SFTF09SXZ	329	3/4 GG-SS	179	3/8 MM0-SS	180
24F3MK4S	185	25SFTF10SXZ	329	3/4 HHP-S	180	3/8 MMS-S	178
24F42EDMLOS	156	25SFTF13SXZ	329	3/4 HHP-SS	180	3/8 MMS-SS	178
24F42EDMXXS	133	25SFTF10SXZ	329	3/4 HP-S	180	3/8 MRO-S	178
24F40MXXS	132	25SFTF13SXZ	329	3/4 KMM00-S	180	3/8 MRO-SS	178
24F642EDMLS	160	26R30MTC	450	3/4 KMM00-SS	180	3/8 RRS-S	176
24F642EDMXXS	144	26KAAW13MPX	328	3/4 MM0-S	180	3/8 RRS-SS	176
24F640MXXS	144	26KAAW17MPX	328	3/4 MM0-SS	180	3/8 X .64 SS TUBE	460
24FMTXS	129	26KAAW21MPX	328	3/4 MMS-S	178	3/8 X 1/2 CD-S	177
24FNMK4S	186	26KAIW13MPX	328	3/4 MMS-SS	178	3/8 X 1/4 CD-S	177
24FNMTXS	149	26KAIW17MPX	328	3/4 MRO-S	178	3/8 X 1/4 CR-S	176
24G4MXXS	142	26KAIW21MPX	328	3/4 MRO-SS	178	3/8 X 1/4 FF-S	175
24HMK4S	185	26KATFO6MPX	328	3/4 RRS-S	176	3/8 X 1/4 FG-S	177
24KAAW13MPX	327	26KATFO8MPX	328	3/4 RRS-SS	176	3/8 X 1/4 GG-S	179
24KAAW17MPX	327	26KATFO9MPX	328	3/4 X 1/2 CD-S	177	3/8 X 1/4 PTR-S	176
24KAAW21MPX	327	26KATF13MPX	328	3/4 X 1/2 CD-SS	177	3/8 X 1/8 FF-S	175
24KAIW13MPX	327	26KATP10MPX	328	3/4 X 1/2 CR-S	176	3/8 X 1/8 FG-S	177
24KAIW17MPX	327	26KATP13MPX	328	3/4 X 1/2 FF-S	175	3/8 X 1/8 GG-S	179
24KAIW21MPX	327	26KEAW13MPN	335	3/4 X 1/2 FG-S	177	3/8 X 1/8 PTR-S	176
24KATFO8MPX	327	26KEAW17MPN	335	3/4 X 1/2 GG-S	179	3/8-6F40HG5S	184
24KATF10MPX	327	26KEAW21MPN	335	3/4 X 1/2 PTR-S	176	3/8-8F40HG5S	184
24KATPO6MPX	327	26KEIW13MPN	335	3/4 X 1/4 FF-S	175	3/8CD43BL	302
24KATP10MPX	327	26KEIW17MPN	335	3/4 X 1/4 FG-S	177	3/8CDMS	177
24KEAK13MPN	334	26KEIW21MPN	335	3/4 X 1/4 PTR-S	176	3/8CR33BL	305



Alphanumeric Index

3/8DD44BL	306	30KATF10SPX	330	3109 08 13	273	3199 06 19	277
3/8DDMS	179	30KATF13SPX	330	3109 08 17	273	3199 08 10	277
3/8DDMSS	179	30KATP10SPX	330	3109 10 13	273	3199 08 13	277
3/8FF33BL	301	30KATP13SPX	330	3109 10 17	273	3199 08 17	277
3/8FF33MS	187	30SFAW13SXN	330	3109 10 21	273	3199 10 13	277
3/8FF633BL	304	30SFAW17SXN	330	3109 12 13	273	3199 10 17	277
3/8FG43BL	301	30SFAW21SXN	330	3109 12 17	273	3199 10 21	277
3/8GG44BL	301	30SFIW13SXN	330	3109 12 21	273	3199 12 17	277
3/8GG44MS	187	30SFIW17SXN	330	3109 14 21	273	3199 12 21	277
3/8HHP3BL	307	30SFIW21SXN	330	3114 04 10	274	3199 14 17	277
3/8HPMSS	180	30SFTP06MXX	330	3114 04 13	274	3199 14 21	277
3/8KMM004BL	307	30SFTP10MXX	330	3114 04 19	274	32 C6X-S	145
3/8MMO444BL	302	31001100001	498	3114 06 10	274	32 GTX-S	141
3/8MMO444MS	187	31001100002	498	3114 06 13	274	32 P50N-S	182
3/8MMS443BL	306	31001100003	498	3114 08 10	274	320R-RAC-01	452
3/8MRO434BL	303	3101 04 10	272	3114 08 13	274	320R-RAC-02	452
3/8P4UNBL	303	3101 04 13	272	3116 04 00	274	32-24HMK4S	185
3/8RRS333BL	306	3101 04 19	272	3116 06 00	274	32HMK4S	185
3/8WGG44BL	304	3101 06 10	272	3116 08 00	274	34982-10-4	371
3/8X1/2FF33BL	301	3101 06 13	272	3126 04 00	274	34982-10-6	371
3/8X1/2GG44BL	301	3101 06 17	272	3126 06 00	274	34982-12-4	371
3/8X1/4FF33MS	187	3101 06 19	272	3126 08 00	274	34982-12-6	371
3/8X1/4FG43BL	301	3101 08 10	272	3126 10 00	274	34982-14-4	371
3/8X1/4PTR34BL	304	3101 08 13	272	3130 06 03	277	34982-14-6	371
3/8X1/4PTR44BL	305	3101 08 17	272	3130 08 03	277	34982-16-6	371
3/8X1/8FG43BL	301	3101 10 13	272	3140 04 00	275	34982-17-6	371
3/8X1/8PTR34BL	304	3101 10 17	272	3140 06 00	275	34982-18-8	371
3/8X1/8PTR44BL	305	3101 10 21	272	3140 08 00	275	34982-22-10	371
3/8YMMM444BL	303	3101 12 17	272	3166 04 06	275	34982-26-12	371
30001000001	498	3101 12 21	272	3166 04 08	275	34982-8-4	371
30001000002	498	3101 14 17	272	3166 06 08	275	3507-10-8	190
3005-2	210	3101 14 21	272	3166 08 12	275	3507-12-12	190
3005-3	210	3102 04 00	272	3175 04 10	275	3507-16-16	190
3009-2	210	3102 06 00	272	3175 04 13	275	3507-4-4	190
3009-3	210	3102 08 00	272	3175 06 10	275	3507-6-6	190
3010-2	210	3102 10 00	272	3175 06 13	275	3507-8-12	190
3010-2P	210	3102 12 00	272	3175 08 10	275	3507-8-6	190
3010-3	210	3102 14 00	272	3175 08 13	275	3507-8-8	190
3010-3P	210	3104 04 00	273	3175 08 17	275	3601 04 10	278
301SN-10	14	3104 06 00	273	3175 10 17	275	3601 04 13	278
301SN-12	14	3104 08 00	273	3175 10 21	275	3601 04 19	278
301SN-16	14	3104 10 00	273	3175 12 13	275	3601 06 10	278
301SN-20	14	3104 12 00	273	3175 12 17	275	3601 06 13	278
301SN-24	14	3104 14 00	273	3175 12 21	275	3601 06 19	278
301SN-32	14	3106 04 00	273	3175 14 17	275	3601 08 10	278
301SN-4	14	3106 06 00	273	3193 04 10	276	3601 08 13	278
301SN-5	14	3106 08 00	273	3193 04 19	276	3601 08 17	278
301SN-6	14	3106 10 00	273	3193 06 10	276	3601 10 13	278
301SN-8	14	3106 12 00	273	3193 06 13	276	3601 10 17	278
3050-2	210	3106 14 00	273	3193 06 19	276	3601 10 21	278
3050-2P	210	3107-12-12	189	3193 08 10	276	3601 12 13	278
3050-3	210	3107-12-8	189	3193 08 13	276	3601 12 17	278
3050-3P	210	3107-16-12	189	3193 08 17	276	3601 12 21	278
30682-10-10-SM	371	3107-16-16	189	3198 04 10	276	3601 14 17	278
30682-10-8B	371	3107-20-20	189	3198 04 19	276	3601 14 21	278
30682-12-12-SM	371	3107-2-2	189	3198 06 10	276	3602 04 00	278
30682-4-4B	371	3107-24-24	189	3198 06 13	276	3602 06 00	278
30682-4-4-SM	371	3107-32-32	189	3198 06 19	276	3602 08 00	278
30682-5-4B	371	3107-4-4	189	3198 08 10	276	3602 10 00	278
30682-6-6B-SM	371	3107-6-6	189	3198 08 13	276	3602 12 00	278
30682-6-6-SM	371	3107-8-6	189	3198 08 17	276	3602 14 00	278
30KAAW13SPX	330	3107-8-8	189	3199 04 10	277	3604 04 00	279
30KAAW17SPX	330	3109 04 10	273	3199 04 13	277	3604 06 00	279
30KAAW21SPX	330	3109 04 13	273	3199 04 19	277	3604 08 00	279
30KAIW13SPX	330	3109 06 10	273	3199 06 10	277	3604 10 00	279
30KAIW17SPX	330	3109 06 13	273	3199 06 13	277	3604 12 00	279
30KAIW21SPX	330	3109 08 10	273	3199 06 17	277	3604 14 00	279



Apex Fluid Power Ltd.

Alphanumeric Index

360402N0552	499	3901 04 19	461	3C382-8-4BK	368	4 STX-SS	131
360402N0674	499	3901 06 10	461	3C482-10-6	368	4 V50X-S	137
360402V0747	499	3901 06 13	461	3C482-12-6	368	4 V6X-S	146
3606 04 00	279	3901 08 10	461	3C482-15-8	368	4 V6X-SS	146
3606 06 00	279	3902 04 00	462	3C482-15-8B	368	4 VTX-S	130
3606 08 00	279	3902 06 00	462	3C482-18-10	368	4 WETX-WLN-S	128
3606 10 00	279	3902 08 00	462	3C482-22-12	368	4 WJTX-WLN-S	128
3606 12 00	279	3902 10 00	462	3C482-6-4	368	4 WLO-WLNL-S	152
3606 14 00	279	3902 12 00	462	3C482-8-4	368	4 WNTX-WLN-S	128
3616 04 00	279	3904 04 00	462	3C582-10-6	369	4 XHL6-S	150
3616 06 00	279	3904 06 00	462	3C582-12-6	369	4 XHLO-S	149
3616 08 00	279	3904 08 00	462	3C582-12-6B	369	4002 40 00	409
3666 04 06	279	3904 10 00	462	3C582-15-8	369	4010-27-B	215
3666 04 08	279	3904 12 00	462	3C582-15-8B	369	4010-28-B	215
3666 06 08	279	3906 04 00	462	3C582-18-10	369	4010-2P	215
3666 06 10	279	3906 06 00	462	3C582-18-10B	369	4010-3P	215
3666 08 10	279	3906 08 00	462	3C582-22-12	369	4010-6P	215
3698 04 10	280	3906 10 00	462	3C582-22-12B	369	4014-G0Z4-B	212
3698 04 19	280	3906 12 00	462	3C582-6-4	369	4014-G4X4-B	212
3698 06 10	280	3-907-N552-9	166	3C582-8-4	369	401C	361
3698 06 13	280	3908 04 10	461	3C582-8-4B	369	4050-27-B	215
3698 08 10	280	3908 06 10	461	3D082-10-6B	369	4050-28-B	215
3698 08 13	280	3908 06 13	461	3D082-12-6	369	4050-2P	215
3699 04 10	280	3908 08 10	461	3D082-15-8	369	4050-3P	215
3699 04 13	280	3908 08 13	461	3D082-15-8B	369	4050-5	215
3699 04 19	280	39282-10-10	369	3D082-18-10	369	4050-6P	215
3699 06 10	280	39282-12-12	369	3D082-6-4	369	4054-G0Z4-B	212
3699 06 13	280	39282-12-12B	369	3D982-12-12	370	4054-G4X4-B	212
3699 08 10	280	39282-4-4	369	3D982-12-12B	370	4089 17 00	409
3699 08 13	280	39282-6-6	369	3D982-4-4	370	4089 25 00	409
3699 08 17	280	39282-8-8	369	3D982-4-4B	370	4110-5	215
3699 10 13	280	39282-8-8B	369	3D982-6-6	370	4120R10MTC	450
3699 10 17	280	3966 04 06	462	3D982-6-6B	370	4120R30	450
370404N0674	499	3966 06 08	462	3D982-8-8	370	4120R30MTC	450
370405N0674	499	3966 08 10	462	3D982-8-8B	370	4150-5	215
370406N0674	499	3966 10 12	462	3EVI0V10	359	4160RHH10MTC	450
370407N0674	499	3999 04 10	461	4...49		421SN-10	15
370408N0552	499	3999 04 13	461	4 AOEL6-S	159	421SN-12	15
371LT-10	37	3999 04 19	461	4 BL-S	163	421SN-16	15
371LT-12	37	3999 06 10	461	4 C50LO-S	154	421SN-20	15
371LT-16	37	3999 06 13	461	4 DTX-S	141	421SN-24	15
371LT-6	37	3999 08 10	461	4 ELO-S	152	421SN-32	15
371LT-8	37	3999 08 13	461	4 F6X-S	144	421SN-4	15
372-10	36	3999 08 17	461	4 FNL-S	165	421SN-5	15
372-12	36	3999 10 13	461	4 G6X-S	142	421SN-6	15
372-16	36	3999 10 17	461	4 G6X-SS	142	421SN-8	15
372-6	36	3B...3E		4 GTX-S	141	4-2HMK4S	185
372-8	36	3B282-12-12B	370	4 HLO-S	151	43006	353
372TC-10	36	3B282-4-4	370	4 HP50N-S	183	436-10-BLU-RL	17
372TC-12	36	3B282-6-6	370	4 HP50N-SS	183	436-12-BLU-RL	17
372TC-16	36	3B282-8-8	370	4 KLO-S	152	436-16-BLU-RL	17
372TC-6	36	3B282-8-8B	370	4 KTX-S	127	436-6-BLU-RL	17
372TC-8	36	3C382-10-4	368	4 KTX-SS	127	436-8-BLU-RL	17
3781060	268	3C382-10-6	368	4 LOHB3-S	165	4-4 DTX-S	141
3781080	268	3C382-10-6B	368	4 LOHX6-S	150	4-4 F6X-S	144
37KAAW21MPX	332	3C382-12-6	368	4 MTX-S	142	4-4 G6X-S	142
37KAAW26MPX	332	3C382-15-10	368	4 OTX-S	141	4-4 G6X-SS	142
37KAIW21MPX	332	3C382-15-8	368	4 P50N-S	182	4-4 VTX-S	130
37KAIW26MPX	332	3C382-15-8B	368	4 PNLO-S	167	441-10	17
37SFAK21SXN	332	3C382-18-10	368	4 R50LO-S	155	441-12	17
37SFAK26SXN	332	3C382-18-10BK	368	4 R50X-S	138	441-16	17
37SFIW21SXN	332	3C382-22-12	368	4 R6X-S	146	441-4	17
37SFIW26SXN	332	3C382-22-12B	368	4 RTX-S	131	441-6	17
37SFTF13SXN	332	3C382-28-16BK	368	4 RTX-SS	131	441-8	17
37SFTF16SXN	332	3C382-6-4	368	4 S50LO-S	155	4-4-4 RTX-S	131
37SFTF19SXN	332	3C382-6-4BK	368	4 S6X-S	146	4-4-4 RTX-SS	131
3901 04 10	461	3C382-8-4	368	4 STX-S	131	4-4-4 STX-S	131



Alphanumeric Index

4-4-4 STX-SS	131	493-8-RL	33	4M12V870MLOS	158	4WMTXWLNMS	127
4-4C3MXS	132	4A...4W		4M14C80MLOS	159	5...55	
4-4C40MLOS	156	4A-B6LJ2-SSP	463	4M14F82EDMLOS	159	5 DTX-S	141
4-4C40MXS	134	4A-C4L-25-SS	464	4M14F870MLOS	157	5 GTX-S	141
4-4F3MK4S	185	4A-F4L-50-SS	478	4MSC4N-316	459	5 HP50N-S	183
4-4F3MXS	131	4A-V4LR-SS	463	4PNMK4S	186	5 KTX-S	127
4-4F42EDMLOS	156	4BMLS	163	4PNMTXS	149	5 OTX-S	141
4-4F42EDMXS	133	4BMTXS	147	4R400MXS	135	5 P50N-S	182
4-4F42EDMXSS	133	4BMTXS	147	4R6MLOS	160	5 R50X-S	138
4-4F40MXS	132	4C3MXS	132	4S40MXS	135	5 RTX-S	131
4-4F642EDMLOS	160	4C3P4S	192	4S50MXS	138	5 RTX-SS	131
4-4F642EDMXS	144	4C3T4S	191	4S6MLOS	160	5 S50X-S	138
4-4F6M4S	186	4C40MLOS	156	4SC4-316	458	5 STX-S	131
4-4FMTXS	129	4C40MXS	134	4TT4MLS	167	5 V50X-S	137
4-4G4MXS	142	4C40MXSS	134	4TT4MXS	143	5 V6X-S	146
4-4G4MXSMO	143	4C50MXS	137	4V13D6X3-B	213	5 WETX-WLN-S	128
4-5 F50LO-S	153	4C6MK4S	186	4V13F4B3-B	212	5 WNTX-WLN-S	128
4-6 C50X-S	137	4C6MLOS	160	4V13G4X3-B	212	5005-4	213
4-6 CTX-S	130	4C6MXS	145	4V14D6X2-B	213	5009-4	213
4-6 F50G5-S	182	4C6MXSS	145	4V14D6X3-B	213	500FG30	453
4-6 F50G5-SS	182	4CMTXS	130	4V14D6X4-B	213	500FG30MTC	453
4-6 FTX-S	129	4ECR4-316	458	4V14D6X5-B	213	500MAM30	454
4-6 LOHB3-S	165	4EE4-316	459	4V14D6X6-B	213	5025-3PR	213
4-6 V50LO-S	154	4EMTXS	126	4V14D7X3-B	213	5029-3PR	213
461LT-10	32	4ET4-316	458	4V14D7X6-B	213	5205-2M	215
461LT-12	32	4F3MK4S	185	4V14E6X3-B	213	5205-3M	215
461LT-16	32	4F3MXS	131	4V14E6X4-B	213	5205-4M	215
461LT-4	32	4F3P4S	192	4V14E6X5-B	213	5205-5M	215
461LT-5	32	4F3T4S	191	4V14E7X4-B	213	5205-6M	215
461LT-6	32	4F42EDMLOS	156	4V14E7X6-B	213	5209-2M	215
461LT-8	32	4F42EDMXS	133	4V14F4B3-B	212	5209-3M	215
462-10	31	4F42EDMXSS	133	4V14F4B4-B	212	5209-4M	215
462-12	31	4F40MXS	132	4V14G4X3-B	212	5209-5M	215
462-16	31	4F50MLOS	153	4V14G4X4-B	212	5209-6M	215
462-4	31	4F50MXS	136	4V14G4X6-B	212	520N-3	77
462-5	31	4F63P4S	193	4V14G8X5-B	212	520N-4	77
462-6	31	4F642EDMLOS	160	4V14G8X6-B	212	520N-5	77
462-8	31	4F642EDMXS	144	4V3P4S	192	520N-6	77
4-6C40MLOS	156	4F640MXS	144	4V3T4S	191	520N-8	77
4-6C50MLOS	154	4F650MXS	145	4V40MXS	134	5-256-N552-9	150
4-6F3MK4S	185	4FMTXS	129	4V53D6X3-B	213	528N-4	78
4-6F3T4S	191	4FNMK4S	186	4V53F4B3-B	212	528N-5	78
4-6F42EDMLOS	156	4FNMTXS	149	4V53G4X3-B	212	528N-6	78
4-6F42EDMXS	133	4G3P4S	193	4V54D6X2-B	213	528N-8	78
4-6F40MXS	132	4G4MXS	142	4V54D6X3-B	213	5-4 C50X-S	137
4-6F50MLOS	153	4G63P4S	193	4V54D6X4-B	213	5-4 CTX-S	130
4-6F50MXS	136	4HMK4S	185	4V54D6X5-B	213	5-4 DTX-S	141
4-8 CTX-S	130	4HMTXS	125	4V54D6X6-B	213	5-4 F6X-S	144
4-8 F50LO-S	153	4HMTXS	125	4V54D7X3-B	213	5-4 GTX-S	141
4-8 FTX-S	129	4HP46S	192	4V54D7X6-B	213	5-4 VTX-S	130
4-8F42EDMLOS	156	4HP4S	191	4V54E6X3-B	213	540N-3	64
4-8F42EDMXS	133	4JMLLOS	152	4V54E6X4-B	213	540N-4	64
4-8F40MXS	132	4JMTXS	126	4V54E6X5-B	213	540N-5	64
4902 10 13	350	4JMTXS	126	4V54E7X4-B	213	540N-6	64
4902 10 17	350	4M10C80MXS	140	4V54E7X6-B	213	540N-8	64
4902 15 21	350	4M10F6870MXS	145	4V54F4B3-B	212	5-4C40MXS	134
4902 20 27	350	4M10F82EDMLOS	159	4V54F4B4-B	212	5-4F3MXS	131
490R10MTC	450	4M10F82EDMXS	140	4V54G4X3-B	212	5-4F42EDMXS	133
490R2430MTC	450	4M10F870MXS	138	4V54G4X4-B	212	5-4F40MXS	132
490R30MTC	450	4M10F80MXS	139	4V54G4X6-B	212	5-4F642EDMXS	144
493-4-BLU-RL	33	4M12C870MLOS	157	4V54G8X5-B	212	5-4FMTXS	129
493-4-RL	33	4M12C870MXS	139	4V54G8X6-B	212	5-4G4MXSMO	143
493-5-BLU-RL	33	4M12C80MLOS	159	4V50MLOS	154	55000100000	499
493-5-RL	33	4M12F82EDMLOS	159	4WLNMLS	153	55000200000	499
493-6-BLU-RL	33	4M12F870MLOS	157	4WLNMS	129	55000200001	499
493-6-RL	33	4M12R870MLOS	158	4WMTXWLNMS	127	5561	245
493-8-BLU-RL	33	4M12S870MLOS	158			55SSG-12	503



Apex Fluid Power Ltd.

Alphanumeric Index

55SSG-3	503	607	361	6606 17 00	407	6-8 V50LO-S	154
55SSG-4	503	6084000000	559	6606 25 00 50	407	6-8 V50X-S	137
55SSG-5	503	6084000001	559	6606 40 00 50	407	6-8C40MLOS	156
55SSG-6	503	6084000003	559	6609 17 21	408	6-8C40MXS	134
55SSG-8	503	6084000006	559	6609 25 21	408	6-8C50MLOS	154
5-6 C50X-S	137	6-074-N552-9	166	6609 25 27	408	6-8CMTXS	130
5-6 CTX-S	130	6-1/4 F50G-S	181	6609 40 42	408	6-8CMTXSS	130
5-6 F50X-S	136	6-1/4 F50G-SS	181	6609 40 49	408	6-8F3MK4S	185
5-6F42EDMXS	133	6-10 C50LO-S	154	660R-RAC-01	452	6-8F3MXS	131
5-6F40MXS	132	6-10 C50X-S	137	6612 25 00	406	6-8F42EDMLOS	156
5B...5W		6-10F50MLOS	153	6612 40 00	406	6-8F42EDMXS	133
5BMTXS	147	6120R2430MTC	450	6625 17 00	407	6-8F42EDMXSS	133
5BMTXSS	147	6120R30	450	6625 25 00	407	6-8F40MXS	132
5C50MXS	137	6120R30MTC	450	6625 40 00	407	6-8F50MLOS	153
5C6MXS	145	6-12F42EDMLOS	156	6639 17 21	408	6-8F50MXS	136
5EMTXS	126	6-2 CTX-S	130	6639 25 21	408	6-8FMTXS	129
5F42EDMXS	133	6-2 DTX-S	141	6657-12PL	211	6-8V40MXS	134
5F50MXS	136	6-2 FTX-S	129	6657-16PL	211	690R10MTC	450
5FMTXS	129	6-2 VTX-S	130	6657-4PL	211	690R2430MTC	450
5FNMTXS	149	6-2F42EDMLOS	156	6657-6PL	211	690R30	450
5HMTXS	125	6-2F42EDMXS	133	6657-8PL	211	690R30MTC	450
5JMTXS	126	6-2F40MXS	132	6659-12PL	211	69590	248
5M12C870MXS	139	6-4 C50LO-S	154	6659-16PL	211	69591	248
5M12C80MXS	140	6-4 C50X-S	137	6659-4PL	211	69592	248
5M12F82EDMXS	140	6-4 F50G5-S	182	6659-6PL	211	69593	248
5M12F870MXS	138	6-4 F50G5-SS	182	6659-8PL	211	69594	248
5M12F80MXS	139	6-4 F50X-S	136	6-6-6 RTX-S	131	69595	248
5R6MXS	146	6-4 LOHB3-S	165	6-6-6 RTX-SS	131	69596	248
5S6MXS	146	6-4 TL-S	162	6-6-6 STX-S	131	6A...6W	
5TT4MXS	143	6-4 V50LO-S	154	6-6-6 STX-SS	131	6A-B6LJ2-SSP	463
5WLNMS	129	6-4F3T4S	191	6666 17 25	407	6A-C6L-25-SS	464
5WMTXWLNMS	127	6-4F50MLOS	153	6666 25 40	407	6A-F6L-50-SS	478
5WMTXWLNMS	127	6-4F6MK4S	186	6-6-8 S50LO-S	155	6A-V6LR-SS	463
6...69		6-4HMK4S	185	6682 17 21	408	6BMLS	163
6 A0EL6-S	159	6-4TRMLONS	163	6682 25 21	408	6BMTXS	147
6 BL-S	163	6-4TRTXS	148	6695 25 21	408	6BMTXSS	147
6 DTX-S	141	6-5 C50X-S	137	6697 00 01	410	6C3MXS	132
6 ELO-S	152	6-5 F50LO-S	153	6697 00 02	410	6C3P4S	192
6 F6X-S	144	6-5 F50X-S	136	6697 17 00	410	6C3T4S	191
6 G6X-S	142	6-6 DTX-S	141	6697 25 00 50	410	6C40MLOS	156
6 G6X-SS	142	6-6 G6X-S	142	6697 40 00 50	410	6C40MXS	134
6 HP50N-S	183	6-6 G6X-SS	142	6698 03 01	410	6C40MXSS	134
6 HP50N-SS	183	6-6 GTX-S	141	6698 04 01	411	6C50MLOS	154
6 JLO-S	152	6-6 VTX-S	130	6698 04 02	411	6C50MXS	137
6 KLO-S	152	6602 17 00	406	6698 04 03	411	6C6MK4S	186
6 KTX-S	127	6602 25 00 50	406	6-6C3MXS	132	6C6MLOS	160
6 KTX-SS	127	6602 40 00 50	406	6-6C40MLOS	156	6C6MXS	145
6 LOHB3-S	165	6603-12-12	211	6-6C40MXS	134	6C6MXSS	145
6 LOHX6-S	150	6603-16-16	211	6-6C40MXSS	134	6CMTXS	130
6 MTX-S	142	6603-4-4	211	6-6CMTXS	130	6CMTXSS	130
6 OTX-S	141	6603-6-6	211	6-6CMTXSS	130	6ECR6-316	458
6 P50N-S	182	6603-8-10	211	6-6F3MK4S	185	6EE6-316	459
6 RTX-S	131	6604 17 00	406	6-6F3MXS	131	6EMTXS	126
6 RTX-SS	131	6604 25 00	406	6-6F42EDMLOS	156	6ET6-316	458
6 STX-SS	131	6604 40 00	406	6-6F42EDMXS	133	6F3MK4S	185
6 V50LO-S	154	6605 17 21	407	6-6F42EDMXSS	133	6F3MXS	131
6 V50X-S	137	6605 25 21	407	6-6F40MXS	132	6F3P4S	192
6 V6X-S	146	6605 25 27	407	6-6F642EDMLS	160	6F3T4S	191
6 V6X-SS	146	6605 25 34	407	6-6F642EDMXS	144	6F42EDMLOS	156
6 VTX-S	130	6605 40 34	407	6-6F640MXS	144	6F42EDMXS	133
6 WJTX-WLN-S	128	6605 40 42	407	6-6F6MK4S	186	6F42EDMXSS	133
6 WNTX-WLN-S	128	6605 40 49	407	6-6FMTXS	129	6F40MXS	132
6 XHL6-S	150	6605-12-12	211	6-6G4MXS	142	6F50MLOS	153
6 XHLO-S	149	6605-16-16	211	6-6V40MXS	134	6F50MXS	136
600	361	6605-4-4	211	6-8 F50G5-S	182	6F63P4S	193
6-002-N552-9	150	6605-6-6	211	6-8 F50G5-SS	182	6F642EDMLS	160
601	361	6605-8-10	211	6-8 LOHB3-S	165	6F642EDMXS	144



Alphanumeric Index

6F640MXS	144	6WLNMS	129	751000MAXM30	454	8 MTX-S	142
6F650MXS	145	6WML0WLNMLS	152	75500FGX30	453	8 OTX-S	141
6FMTXS	129	6WMTXWLNMS	127	75500MAXM30	454	8 P50N-S	182
6FNMK4S	186	6WMTXWLNMS	127	75900FHX30	453	8 R50LO-S	155
6FNMLS	165	70...79		75900MAXM30	454	8 RTX-S	131
6FNNMTXS	149	7010 04 10	311	7700	346	8 RTX-SS	131
6G3P4S	193	7010 04 19	311	7701	346	8 S50LO-S	155
6G4MXS	142	7010 06 10	311	7702	346	8 STX-S	131
6G4MXSMO	143	7010 06 13	311	7717	346	8 STX-SS	131
6G63P4S	193	7010 06 19	311	7718	346	8 V50X-S	137
6HMK4S	185	7010 08 10	311	7719	346	8 VTX-S	130
6HML0S	151	7010 08 13	311	7720	346	8 WJTX-WLN-S	128
6HMTXS	125	7010 08 17	311	7721	346	8 WNTX-WLN-S	128
6HMTXSS	125	7010 10 13	311	7722	346	8 XHL6-S	150
6HP46S	192	7010 10 17	311	7723	346	8 XHLO-S	149
6HP4S	191	7010 10 21	311	7770 04 00	312	8010-5	215
6JMTXS	126	7010 12 17	311	7770 06 00	312	801-10-XXX-RL	365
6JMTXSS	126	7010 12 21	311	7770 08 00	312	801-12-XXX-RL	365
6M12C870MLOS	157	701-10	37	7770 10 00	312	801-16-XXX-RL	365
6M12F82EDMXS	140	701-12	37	7770 12 00	312	801-4-XXX-RL	365
6M12F870MLOS	157	701-16	37	7834	346	801-6-XXX-RL	365
6M14C870MLOS	157	701-6	37	7835	346	801-8-XXX-RL	365
6M14C870MXS	139	701-8	37	7836	346	80C-A04	523
6M14C80MXS	140	7029113913	269	7837	347	80C-A05	523
6M14F82EDMLOS	159	7029113914	269	7840	346	80C-A06	523
6M14F82EDMXS	140	7029113915	269	7877C-10	56	80C-A08	523
6M14F870MLOS	157	7060 06 10	311	7877C-12	56	80C-A10	523
6M14F870MXS	138	7060 06 13	311	7877C-16	56	80C-A12	523
6M14F80MXS	139	7060 08 10	311	7877C-8	56	80C-A16	523
6M16C870MLOS	157	7060 08 13	311	7909	347	83C-A16H	523
6M16C870MXS	139	7060 08 17	311	7914	347	80C-A20	523
6M16C80MLOS	159	7060 10 13	311	7919	347	83C-A20H	523
6M16C80MXS	140	7060 10 17	311	7917C-20	52	80C-B04	523
6M16F6870MXS	145	7060 12 17	311	7917C-24	52	80C-B05	523
6M16F82EDMLOS	159	7060 12 21	311	7920	346	80C-B06	523
6M16F82EDMXS	140	711509-1	198	7924	347	80C-B08	523
6M16F870MLOS	157	711509-2	198	7927	346	80C-B10	523
6M16F870MXS	138	711509-3	198	7928	346	80C-B12	523
6M16F80MXS	139	711509-4	198	7929	347	80C-B16	523
6M16R870MLOS	158	711509-5	198	7930	346	80C-B20	523
6M16S870MLOS	158	711509-6	198	7934	347	80C-C04	523
6M16V870MLOS	158	711509-7	198	7937	346	80C-C05	523
6M18F82EDMXS	140	711509-8	198	7938	346	80C-C06	523
6M18F870MLOS	157	7130 04 10	312	7939	347	80C-C08	523
6MM X 1.0 SS TUBE	460	7130 04 19	312	7954	347	80C-C10	523
6MSC6N-316	459	7130 06 10	312	7959	347	80C-C12	523
6PNMK4S	186	7130 06 13	312	7977C-10	56	80C-C16	523
6PNMLOS	167	7130 06 19	312	7977C-12	56	83C-C16H	523
6PNMTXS	149	7130 08 10	312	7977C-16	56	80C-C20	523
6R40MXS	135	7130 08 13	312	7977C-8	56	83C-C20H	523
6R50MLOS	155	7130 08 17	312	8...89		80C-E04	523
6R6MLOS	160	7130 10 13	312	8 AOEL6-S	159	80C-E05	523
6R6MXS	146	7130 10 17	312	8 BL-S	163	80C-E06	523
6S40MXS	135	7130 10 21	312	8 DTX-S	141	80C-E08	523
6S50MLOS	155	7130 12 17	312	8 ELO-S	152	80C-E10	523
6S50MXS	138	7130 12 21	312	8 F650X-S	145	80C-E12	523
6S6MLOS	160	7170 10 10	312	8 F6X-S	144	80C-E16	523
6S6MXS	146	7170 13 13	312	8 G6X-S	142	80C-L12	523
6SC6-316	458	7170 17 17	312	8 G6X-SS	142	80C-L16	523
6TT4MLS	167	7170 19 19	312	8 GTX-S	141	80C-P03	517
6TT4MXS	143	7170 21 21	312	8 HP50N-S	183	80C-P03F	517
6TT8MLS	167	731-12	46	8 HP50N-SS	183	80C-P04	517
6V3P4S	192	731-16	46	8 KLO-S	152	80C-P05	517
6V3T4S	191	731-20	46	8 KTX-S	127	80C-P05F	517
6V40MXS	134	731-24	46	8 KTX-SS	127	80C-P06	517
6WEMTXWLNMS	128	731-32	46	8 LOHB3-S	165	80C-P08	517
6WLNMLS	153	751000FHX30	453	8 LOHX6-S	150	80C-T04N	517



Apex Fluid Power Ltd.

Alphanumeric Index

80C-T05N	517	83C-D10	523	860063-17	526	8CMTXSS	130
80C-T06N	517	83C-D12	523	860063-19	526	8ECR8-316	458
80C-T08N	517	83C-D16	523	860063-21	526	8EE8-316	459
80C-T10N	517	83C-D16H	523	860063-22	526	8EMTXS	126
80C-T12N	517	83C-D20	523	860063-24	526	8ET8-316	458
80C-T16N	517	83C-D20H	523	860063-27	526	8F3MK4S	185
8-1/2 F50G-S	181	83C-D24	523	860063-30	526	8F3MXS	131
8-1/2 F50G-SS	181	83C-D32	523	860063-32	526	8F3P4S	192
8-1/4 F50G-S	181	83C-E20	523	860063-36	526	8F3T4S	191
8-1/4 F50G-SS	181	83C-E24	523	860063-41	526	8F42EDMLOS	156
8-10 F50G5-S	182	83C-E32	523	860063-KIT	526	8F42EDMXS	133
8-10 F50G5-SS	182	83C-L12	523	8-6F3T4S	191	8F42EDMXSS	133
8-10 LOHB3-S	165	83C-L16	523	8-6F50MLOS	153	8F40MXS	132
8-10 V50LO-S	154	83C-L20	523	8-6F50MXS	136	8F50MLOS	153
8-10 V50X-S	137	83C-L24	523	8-6F6MK4S	186	8F50MXS	136
8-10C50MLOS	154	83C-L32	523	8-6HMK4S	185	8F63P4S	193
8-10C50MXS	137	8-4 C50X-S	137	8-6TRMLONS	163	8F642EDMLS	160
8-10F50MLOS	153	8-4 DTX-S	141	8-6TRTXS	148	8F642EDMXS	144
8-10F50MXS	136	8-4 GTX-S	141	8726A	361	8F640MXS	144
811-12	16	8-4 TL-S	162	8-8 G6X-S	142	8FMTXS	129
811-16	16	8-4 TRLO-S	163	8-8 G6X-SS	142	8FNMK4S	186
811-20	16	8-4 VTX-S	130	8-8 GTX-S	141	8FNMLS	165
811-24	16	84765	248	8-8 VTX-S	130	8FNMTXS	149
811-32	16	84766	248	8-8-8 RTX-S	131	8G3P4S	193
811-40	16	8-4C40MLOS	156	8-8-8 STX-S	131	8G4MXS	142
811-48	16	8-4C40MXS	134	8-8-8 STX-SS	131	8G63P4S	193
8-12 C50LO-S	154	8-4F3MXS	131	8-8C3MXS	132	8HMK4S	185
8-12 CTX-S	130	8-4F42EDMLOS	156	8-8C40MLOS	156	8HMLoS	151
8-12 GTX-S	141	8-4F42EDMXS	133	8-8C40MXS	134	8HMTXS	125
8-12 LOHB3-S	165	8-4F40MXS	132	8-8C40MXSS	134	8HMTXSS	125
8-12 VTX-S	130	8-4F642EDMXS	144	8-8CMTXS	130	8HP46S	192
8-12C40MLOS	156	8-4F640MXS	144	8-8CMTXSS	130	8HP4S	191
8-12C40MXS	134	8-4FMTXS	129	8-8F3MK4S	185	8JMLoS	152
8-12C40MXSS	134	8-4HMK4S	185	8-8F3MXS	131	8JMTXS	126
8-12CMTXSS	130	8-4TRTXS	148	8-8F42EDMLOS	156	8JMTXSS	126
8-12F42EDMLOS	156	85C-061	519	8-8F42EDMXS	133	8M14C870MLOS	157
8-12F42EDMXS	133	85C-0AP	522	8-8F42EDMXSS	133	8M14F82EDMXS	140
8-12F40MXS	132	85CE-003	519	8-8F40MXS	132	8M14F870MLOS	157
8-12F50MLOS	153	85CE-061	519	8-8F642EDMLS	160	8M14F870MXS	138
8-12F50MXS	136	85CE-0HP	520	8-8F642EDMXS	144	8M16C870MLOS	157
8-12FMTXS	129	8-5TRTXS	148	8-8F640MXS	144	8M16C870MXS	139
8-16 C50X-S	137	8-6 C50LO-S	154	8-8F6MK4S	186	8M16C80MXS	140
82C-00L	521	8-6 C50X-S	137	8-8FMTXS	129	8M16F82EDMLOS	159
82CE-003	518	8-6 F50G5-S	182	8-8G4MXS	142	8M16F82EDMXS	140
82CE-061	518	8-6 F50G5-SS	182	8-8V40MXS	134	8M16F870MXS	138
82CE-OAP	520	8-6 LOHB3-S	165	8972-8	361	8M16F80MXS	139
82CE-OEP	522	8-6 TL-S	162	8A...8W		8M18C870MLOS	157
82C-R01	516	8-6 V50LO-S	154	8A-B8LJ2-SSP	463	8M18C870MXS	139
82C-R02	516	8-6 V50X-S	137	8A-C8L-25-SS	464	8M18C80MLOS	159
8-3/8 AOEG-S	181	860062-10	526	8A-F8L-50-SS	478	8M18C80MXS	140
8-3/8 F50G-S	181	860062-11	526	8A-V8LR-SS	463	8M18F6870MXS	145
8-3/8 F50G-SS	181	860062-12	526	8BMLS	163	8M18F82EDMLOS	159
831-10-XXX-RL	366	860062-13	526	8BMTXS	147	8M18F82EDMXS	140
831-12-XXX-RL	366	860062-14	526	8BMTXSS	147	8M18F870MLOS	157
831-4-XXX-RL	366	860062-15	526	8C3MXS	132	8M18F870MXS	138
831-6-XXX-RL	366	860062-16	526	8C3P4S	192	8M18F80MXS	139
831-8-XXX-RL	366	860062-6	526	8C3T4S	191	8M18R870MLOS	158
836-10-RL	367	860062-7	526	8C40MLOS	156	8M18S870MLOS	158
836-12-RL	367	860062-8	526	8C40MXS	134	8M18V870MLOS	158
836-4-RL	367	860062-9	526	8C40MXSS	134	8M22C870MLOS	157
836-6-RL	367	860062-KIT	526	8C50MLOS	154	8M22F870MLOS	157
836-8-RL	367	860063-10	526	8C50MXS	137	8M22F80MXS	139
83C-A24	523	860063-11	526	8C6MK4S	186	8M27F870MLOS	157
83C-A32	523	860063-12	526	8C6MLOS	160	8MSC8N-316	459
83C-C32	523	860063-13	526	8C6MXS	145	8PNMK4S	186
83C-D06	523	860063-14	526	8C6MXSS	145	8PNMLOS	167
83C-D08	523	860063-16	526	8CMTXS	130	8PNMTXS	149



Alphanumeric Index

8R40MXS	135	928154Q	237	933777Q	238	937105Q	228
8R50MXS	138	928156Q	237	933782Q	238	937106Q	228
8R6MLOS	160	928642Q	237	933784Q	238	937108Q	228
8R6MXS	146	928643Q	237	933786Q	238	937109Q	229
8RU4-316	459	929099Q	237	933788Q	239	937110Q	229
8S40MXS	135	929885Q	237	934123Q	239	937123Q	239
8S50MXS	138	929891Q	237	934124Q	239	937124Q	239
8S6MLOS	160	930162Q	237	934194Q	239	937125Q	239
8S6MXS	146	930164Q	237	934310Q	239	937126Q	239
8SC8-316	458	930189Q	237	934311Q	239	937127Q	239
8TT4MLS	167	930190Q	237	934474Q	239	937128Q	239
8TT4MXS	143	930191Q	237	934475Q	239	937129Q	239
8TT8MLS	167	930192Q	237	935141	236	937130Q	239
8V3P4S	192	930193Q	237	935142	236	937142Q	239
8V3T4S	191	930194Q	237	935145	236	937146Q	239
8V40MXS	134	930197Q	237	935146	236	937155Q	239
8V50MLOS	154	930198Q	237	935149	236	937156Q	239
8V6MXS	146	930219Q	238	935150	236	937157Q	239
8WEMTXWLNMS	128	930220Q	238	935153	236	937158Q	239
8WLNMLS	153	930223Q	238	935154	236	937169Q	239
8WLNMS	129	930224Q	238	935157	236	937170Q	239
8WMLOWNMLS	152	930227Q	238	935158	236	937171Q	239
8WMTXWLNMS	127	930228Q	238	935161	236	937172Q	239
8WMTXWLNMS	127	931018Q	238	935162	236	937180Q	239
90...97		931020Q	238	935173	236	937181Q	239
900FH30	453	932670Q	238	935174	236	937182Q	239
902FH30	453	932679Q	238	935177	236	937183Q	239
902MAM30	454	932872Q	238	935178	236	937187Q	239
9087U06 13	318	932873Q	238	935181	236	937188Q	239
9087U08 13	320	932874Q	238	935182	236	937189Q	239
9090050700	353	932875Q	238	935191	239	937190Q	239
9090050900	353	933047Q	238	935192	239	937200Q	239
9090051000	353	933091Q	238	935193	239	937201Q	239
925580Q	237	933092Q	238	935194	236	937202Q	239
925582Q	237	933193Q	238	935196	237	937203Q	239
925600Q	237	933194Q	238	935198	237	937204Q	239
925602Q	237	933195Q	238	935200	237	937205Q	239
926698Q	237	933196Q	238	935550Q	239	937206Q	239
926699Q	237	933202Q	238	935551Q	239	937207Q	239
926839Q	237	933203Q	238	937058Q	225	937208Q	239
926841Q	237	933204Q	238	937059Q	225	937209Q	239
926843Q	237	933205Q	238	937060Q	225	937213Q	239
926845Q	237	933210Q	238	937061Q	225	937214Q	239
926888Q	237	933211Q	238	937062Q	225	937215Q	239
926890Q	237	933212Q	238	937063Q	225	937216Q	239
926988Q	237	933213Q	238	937064Q	225	937219Q	240
926990Q	237	933218Q	238	937065Q	225	937220Q	240
926992Q	237	933219Q	238	937066Q	225	937221Q	240
926994Q	237	933220Q	238	937067Q	225	937222Q	240
926996Q	237	933221Q	238	937068Q	225	937223Q	240
926998Q	237	933228Q	238	937069Q	225	938168Q	228
927169Q	237	933229Q	238	937070Q	225	938169Q	228
927170Q	237	933239Q	238	937071Q	225	938172Q	228
927175Q	237	933246Q	238	937072Q	225	938173Q	228
927176Q	237	933253Q	238	937073Q	225	938176Q	228
927181Q	237	933258Q	238	937074Q	225	938177Q	228
927182Q	237	933265Q	238	937075Q	225	938180Q	228
927661Q	237	933266Q	238	937076Q	225	938181Q	228
927663Q	237	933295Q	238	937077Q	225	938184Q	228
927696Q	237	933302Q	238	937078Q	225	938185Q	228
927723Q	237	933364Q	238	937079Q	225	938188Q	228
927725Q	237	933365Q	238	937080Q	225	938189Q	228
927861Q	237	933488Q	238	937081Q	225	938190Q	228
928142Q	237	933489Q	238	937082Q	225	938192Q	228
928143Q	237	933763Q	238	937100Q	228	938193Q	228
928150Q	237	933774Q	238	937101Q	228	938194Q	225
928152Q	237	933775Q	238	937103Q	228	938212Q	228



Apex Fluid Power Ltd.

Alphanumeric Index

938213Q	228	938298Q	227	943624Q	232	943896Q	235
938214Q	228	938299Q	227	943627Q	232	943897Q	235
938216Q	228	938300Q	227	943628Q	232	943904Q	235
938217Q	228	938301Q	227	943631Q	232	943905Q	235
938220Q	228	938302Q	227	943632Q	232	943912Q	235
938221Q	228	938303Q	227	943635Q	232	943913Q	235
938224Q	228	938304Q	228	943636Q	232	943920Q	235
938225Q	228	938305Q	228	943639Q	232	943921Q	235
938228Q	228	938306Q	228	943640Q	232	943928Q	235
938229Q	228	938307Q	228	943643Q	232	943929Q	235
938232Q	228	938308Q	228	943644Q	232	943936Q	235
938233Q	228	938310Q	228	943647Q	232	943937Q	235
938236Q	228	938311Q	228	943648Q	232	943944Q	236
938237Q	228	938312Q	228	943651Q	232	943945Q	236
938240Q	228	938313Q	228	943652Q	232	943952Q	236
938241Q	228	938314Q	240	943655Q	232	943953Q	236
938244Q	228	938315Q	240	943656Q	232	943960Q	236
938245Q	228	938316Q	240	943659Q	232	943961Q	236
938248Q	228	938317Q	240	943660Q	232	943968Q	236
938249Q	228	938319Q	235	943663Q	232	943969Q	236
938251Q	228	938320Q	235	943664Q	232	943976Q	236
938252Q	228	938323Q	230	943667Q	232	943977Q	236
938253Q	227	938324Q	230	943668Q	232	943984Q	236
938254Q	227	938327Q	230	943671Q	232	943985Q	236
938255Q	227	938328Q	230	943672Q	232	943992Q	236
938256Q	227	938331Q	230	943705Q	233	943993Q	236
938257Q	227	938332Q	230	943706Q	233	944022Q	225
938258Q	227	938335Q	230	943709Q	233	944023Q	225
938259Q	227	938336Q	230	943710Q	233	944024Q	225
938260Q	227	938339Q	230	943713Q	233	944029Q	225
938261Q	227	938340Q	230	943714Q	233	944032Q	225
938262Q	227	938343Q	230	943717Q	233	944033Q	225
938263Q	227	938344Q	230	943718Q	233	944035Q	225
938264Q	227	938347Q	230	943721Q	233	944036Q	225
938265Q	227	938348Q	230	943722Q	233	944047Q	225
938266Q	227	938351Q	230	943725Q	233	944060Q	228
938267Q	227	938352Q	230	943726Q	233	94C-001-PFD	516
938268Q	227	938355Q	230	943729Q	233	9721900005	353
938269Q	227	938356Q	230	943730Q	233	9C...9P	
938270Q	227	938359Q	230	943733Q	233	9C1200S	253
938271Q	227	938360Q	230	943734Q	233	9C1600S	253
938272Q	227	939159Q	226	943737Q	233	9C400S	253
938273Q	227	9401U06 21	317	943738Q	233	9C600S	253
938274Q	227	9401U08 21	319	943741Q	233	9C800S	253
938275Q	227	9405U06 13	317	943742Q	233	9F1200S	253
938276Q	227	9405U08 13	319	943795Q	234	9F1600S	253
938277Q	227	9414U06 13	318	943796Q	234	9F400S	253
938278Q	227	9414U08 13	320	943799Q	234	9F600S	253
938279Q	227	943502Q	230	943800Q	234	9F800S	253
938280Q	227	943503Q	230	943803Q	234	9MV400S	254
938281Q	227	943506Q	230	943804Q	234	9MV600S	254
938282Q	227	943507Q	230	943807Q	234	9MV800S	254
938283Q	227	943510Q	230	943808Q	234	9N1200S	253
938284Q	227	943511Q	230	943811Q	234	9N1600S	253
938285Q	227	943514Q	230	943812Q	234	9N400S	253
938286Q	227	943515Q	230	943815Q	234	9N600S	253
938287Q	227	943518Q	230	943816Q	234	9N800S	253
938288Q	227	943519Q	230	943819Q	234	9PCCM400S	254
938289Q	227	943522Q	230	943820Q	234	9PCCM600S	254
938290Q	227	943523Q	230	943823Q	234	9PCCM800S	254
938291Q	227	943526Q	231	943824Q	234	9PCM400S	254
938292Q	227	943527Q	231	943827Q	234	9PCM600S	254
938293Q	227	943615Q	232	943828Q	234	9PCM800S	254
938294Q	227	943616Q	232	943880Q	235	AO...	
938295Q	227	943619Q	232	943881Q	235	A02B2PZN-6B	264
938296Q	227	943620Q	232	943888Q	235	A04B2PZN-8B	264
938297Q	227	943623Q	232	943889Q	235	A04C2FZN-8B	265



Alphanumeric Index

A04D2MZN-8B	266	ABL2G114QXWL13V	242	A0030EBFX	388	AS12SX	170
A04G2PZN-8B	266	ACC6NV001	558	A0030FBFX	388	AS14SX	170
A04J2MZN-8B	267	ACS005ABMX	392	A0030GBFX	388	AS15LX	170
AA...AV		ACS005BBMX	392	A0035BBFX	388	AS16SX	170
AA005ABFX	389	ACS005CBMX	392	A0035GBFX	388	AS18L71X	170
AA005BBFX	389	ACS010ABMX	392	A0040GBFX	388	AS18LX	170
AA005CBFX	389	ACS010BBMX	392	A0040HBFX	388	AS20SX	170
AA010ABFX	389	ACS010CBMX	392	A0045HBFX	388	AS22L71X	170
AA010BBFX	389	ACS015BBMX	392	A0050IBFX	388	AS22LX	170
AA010CBFX	389	ACS015CBMX	392	A0050JBFX	388	AS25SX	170
AA015BBFX	389	ACS020CBMX	392	A0055IBFX	388	AS28L71X	170
AA015CBFX	389	ACS020DBMX	392	A0055JBFX	388	AS28LX	170
AA020CBFX	389	ACS020EBMX	392	APDA1X	512	AS30SX	170
AA020DBFX	389	ACS025DBMX	392	APDA2X	512	AS35L71X	170
AA020EBFX	389	ACS025EBMX	392	APDA3X	512	AS35LX	170
AA025DBFX	389	ACS030EBMX	392	APLA0X	512	AS38SX	170
AA025EBFX	389	ACS030FBMX	392	APLA1X	512	AS40E400B12	496
AA030EBFX	389	ACS030GBMX	392	APLA2X	512	AS42L71X	170
AA030FBFX	389	ACS035FBMX	392	APLA3X	512	AS42LX	170
AA030GBFX	389	ACS035GBMX	392	APLA4X	512	ASA0X	513
AA035FBFX	389	ACS040GBMX	392	APLA5X	512	ASA2X	513
AA035GBFX	389	ACS040HBMX	392	APLA6X	512	ASA3X	513
AA040GBFX	389	ACS045HBMX	392	APRA0X	512	ASA4X	513
AA040HBFX	389	ACS050IBMX	392	APRA1X	512	ASA5X	513
AA045HBFX	389	ACS050JBMX	392	APRA2X	512	ASA6X	513
AA050IBFX	389	ACS055IBMX	392	APRA3X	512	AS-B-11	504
AA050JBFX	389	ACS055JBMX	392	APWA1X	512	AS-B-13	504
AA055IBFX	389	ADE007-25R1A2	249	APWA2X	512	AS-B-15	504
AA055JBFX	389	ADE016-25R1A2	249	APWA3X	512	AS-B-17	504
AA13	362	ADE032-21R1A2	249	APWA4X	512	AS-B-19	504
AA26SF	362	ADE050-21R1A2	249	APWA5X	512	AS-B-22	504
AAR005ABMX	391	ADE075-21R1A2	249	AR005ABMX	390	AS-B-27	504
AAR005BBMX	391	ADE100-21R1A2	249	AR005BBMX	390	AS-B-33	504
AAR005CBMX	391	ADE140-14R1C2	249	AR005CBMX	390	AS-B-37	504
AAR010ABMX	391	ADE140-25R1C2	249	AR010ABMX	390	AS-B-58	504
AAR010BBMX	391	ADE200-25R1C2	249	AR010BBMX	390	AS-Y-11	505
AAR010CBMX	391	ADE280-25R1C2	249	AR010CBMX	390	AS-Y-13	505
AAR015BBMX	391	ADE350-25R1C2	249	AR015BBMX	390	AS-Y-15	505
AAR015CBMX	391	AG-060	502	AR015CBMX	390	AS-Y-17	505
AAR020CBMX	391	AG-066	502	AR020CBMX	390	AS-Y-19	505
AAR020DBMX	391	AG-072	502	AR020DBMX	390	AS-Y-22	505
AAR020EBMX	391	AG-084	502	AR020EBMX	390	AS-Y-27	505
AAR025DBMX	391	AG-097	502	AR025DBMX	390	AS-Y-33	505
AAR025EBMX	391	AG-106	502	AR025EBMX	390	AS-Y-37	505
AAR030EBMX	391	AG-113	502	AR030EBMX	390	AV06/42KPLX	531
AAR030FBMX	391	AG-122	502	AR030FBMX	390	B3...B7	
AAR030GBMX	391	AG-131	502	AR030GBMX	390	B3004X049074	536
AAR035FBMX	391	AG-155	502	AR035FBMX	390	B3006X049074	536
AAR035GBMX	391	AG-166	502	AR035GBMX	390	B3006X065074	536
AAR040GBMX	391	AG-182	502	AR040GBMX	390	B3007406X1.5M	536
AAR040HBMX	391	AG-209	502	AR040HBMX	390	B3007406X1M	536
AAR045HBMX	391	AG-232	502	AR045HBMX	390	B3007408X1.5M	536
AAR050IBMX	391	AK13S_99	362	AR050IBMX	390	B3007408X1M	536
AAR050JBMX	391	AK26SFS_99	362	AR050JBMX	390	B3007410X1.5M	536
AAR055IBMX	391	A0005ABFX	388	AR055IBMX	390	B3007410X1M	536
AAR055JBMX	391	A0005BBFX	388	AR055JBMX	390	B3007412X1.5M	536
AB.1380.10	245	A0005CBFX	388	AS06L71X	170	B3007412X2M	536
AB116310	245	A0010ABFX	388	AS06LX	170	B3007415X1.5M	536
AB98210011	243	A0010BBFX	388	AS06SX	170	B3007415X2M	536
AB98212011	243	A0010CBFX	388	AS08L71X	170	B3007416X1.5M	536
AB98213011	243	A0015BBFX	388	AS08LX	170	B3007416X2M	536
AB98217011	243	A0015CBFX	388	AS08SX	170	B3007418X1.5M	536
AB98810011	244	A0020CBFX	388	AS10L71X	170	B3007418X2M	536
AB98812011	244	A0020DBFX	388	AS10LX	170	B3007420X2.5M	536
AB98813011	244	A0020EBFX	388	AS10SX	170	B3007420X2M	536
AB98817011	244	A0025DBFX	388	AS12L71X	170	B3007422X2M	536
ABL1G114QXWL3	242	A0025EBFX	388	AS12LX	170	B3007425X2.5M	536



Apex Fluid Power Ltd.

Alphanumeric Index

B3007425X3M	536	BH2-60	202	C63PB12-1/2	284	C68PB6M5	286
B3007430X3M	536	BH2-61	202	C63PB12-1/4	284	C68PK4M5	286
B3007432X3M	536	BH3-60	202	C63PB12-3/8	284	C68PK6M5	286
B3007438X4M	536	BH3-61	202	C63PB14-1/2	284	C68PK8M12	286
B3007442X3M	536	BH4-60	202	C63PB14-3/8	284	C68PK8M16	286
B3008X065074	536	BH4-61	202	C63PB4-1/4	284	C68PK8M22	286
B3010X083074	536	BH6-60	202	C63PB4-1/8	284	C6BL	293
B3010X095074	536	BH6-61	202	C63PB6-1/4	284	C6BU	293
B3012X095074	536	BV06/18KPLX	530	C63PB6-1/8	284	C6G	293
B3016X095074	536	BV20/25KPLX	530	C63PB8-1/4	284	C6R	293
B3018006X1M	535	BVG4-1.1/2L	349	C63PB8-1/8	284	C6W	293
B3018008X1.5M	535	BVG4-1.1/4L	349	C63PB8-3/8	284	C6Y	293
B3018008X1M	535	BVG4-1/2L	349	C63PK10-1/2	285	C800S	253
B3018010X1.5M	535	BVG4-1/4L	349	C63PK10-1/4	285	C8BL	293
B3018010X1M	535	BVG4-1L	349	C63PK10-3/8	285	C8BU	293
B3018010X2M	535	BVG4-2L	349	C63PK12-1/2	285	C8G	293
B3018012X1.5M	535	BVG4-3/4L	349	C63PK12-1/4	285	C8R	293
B3018012X1M	535	BVG4-3/8L	349	C63PK12-3/8	285	C8W	293
B3018012X2M	535	BVG4P-1/2LOCK	349	C63PK14-1/2	285	C8Y	293
B3018015X1.5M	535	BVG4P-1/4LOCK	349	C63PK14-3/8	285	C9RG-10	198
B3018015X2M	535	BVG4P-1LOCK	349	C63PK4-1/4	285	C9RG-12	199
B3018016X1.5M	535	BVG4P-3/4LOCK	349	C63PK4-1/8	285	C9RG-14	199
B3018016X2M	535	BVG4P-3/8LOCK	349	C63PK6-1/4	285	C9RG-16	199
B3018018X1.5M	535	C1...C9		C63PK6-1/8	285	C9RG-20	199
B3018018X2M	535	C10BL	293	C63PK8-1/4	285	C9RG-25	199
B3018020X2.5M	535	C10BU	293	C63PK8-1/8	285	C9RG-30	199
B3018020X2M	535	C10G	293	C63PK8-3/8	285	C9RG-38	199
B3018020X3M	535	C10R	293	C63PMK4-1/4	295	C9RG-8	199
B3018022X2.5M	535	C10W	293	C63PMK4-1/8	295	CA...CP	
B3018025X2.5M	535	C10Y	293	C63PMK6-1/4	295	CARG-15	199
B3018025X3M	535	C1200S	253	C63PMK6-1/8	295	CARG-18	199
B3018028X2.5M	535	C12BL	293	C63SPK10-1/4	287	CARG-22	199
B3018028X2M	535	C12BU	293	C63SPK10-3/8	287	CARG-28	199
B3018030X2M	535	C12G	293	C63SPK4-1/8	287	CARG-35	199
B3018030X3M	535	C12R	293	C63SPK6-1/4	287	CARG-42	199
B3018030X4M	535	C12Y	293	C63SPK6-1/8	287	CARG-6	199
B3018035X3M	535	C14BL	293	C63SPK8-1/4	287	CFE-1002-P	208
B3018038X3M	535	C14BU	293	C63SPK8-1/8	287	CFE-252-P	208
B3020X120074	536	C14G	293	C63SPK8-3/8	287	CFE-372-P	208
B43005B	354	C14R	293	C64PB10-1/4	285	CFE-502-P	208
B53005A	354	C14W	293	C64PB10-3/8	285	CFE-622-P	208
B68206	244	C14Y	293	C64PB12-1/4	285	CFE-752-P	208
B68207	244	C1600S	253	C64PB12-3/8	285	CM2AAV	252
B73006	353	C3BMB10-1/4	300	C64PB14-1/2	285	CM2BBV	252
BA...BV		C3BMB10-3/8	300	C64PB14-3/8	285	CM2DDV	252
BAV06/12KPLX	530	C3BMB12-1/2	300	C64PB4-1/4	285	CM2PPV	252
BFG10L/LK350MDCF	195	C3BMB12-3/8	300	C64PB4-1/8	285	CM2TTV	252
BFG12L/LK350MDCF	195	C3BMB14-1/2	300	C64PB6-1/4	285	CP01E500B12	494
BFG15L/LK350MDCF	195	C3BMB14-3/8	300	C64PB6-1/8	285	CP02E500B12	494
BFG15L/LK400MDCF	195	C3BMB16-1/2	300	C64PB8-1/4	285	CPOM2AAV	252
BFG16S/LK350MDCF	195	C3BMB18-1/2	300	C64PB8-1/8	285	CPOM2BBV	252
BFG20S/LK550MDCF	195	C3BMB22-3/4	300	C64PB8-3/8	285	CPOM2DDV	252
BFG22L/LK400MDCF	195	C3BMB4-1/8	300	C64PK10-1/4	286	DO...D1	
BFG28L/LK400MDCF	195	C3BMB6-1/4	300	C64PK10-3/8	286	D02B2-0.2N-6B	263
BFW12L/LK350MDCF	195	C3BMB6-1/8	300	C64PK12-1/4	286	D02B2-2.1N-6B	263
BFW15L/LK350MDCF	195	C3BMB8-1/4	300	C64PK12-3/8	286	D04B2-0.2N-8B	263
BFW15L/LK400MDCF	195	C3BMB8-1/8	300	C64PK14-1/2	286	D04B2-2.1N-8B	263
BFW16S/LK350MDCF	195	C400S	253	C64PK14-3/8	286	D1VW001CNJW	251
BFW18L/LK400MDCF	195	C4BL	293	C64PK4-1/4	286	D1VW002CNJW	251
BFW20S/LK350MDCF	195	C4BU	293	C64PK4-1/8	286	D1VW004CNJW	251
BFW20S/LK400MDCF	195	C4G	293	C64PK6-1/4	286	D1VW008CNJW	251
BFW22L/LK400MDCF	195	C4R	293	C64PK6-1/8	286	D1VW020BNJW	251
BFW28L/LK400MDCF	195	C4W	293	C64PK8-1/4	286	D1VW020DNJW	251
BFW30S/LK550MDCF	195	C4Y	293	C64PK8-1/8	286	DA...DV	
BFW35L/LK400MDCF	195	C600S	253	C64PK8-3/8	286	DA06L0MDCF	90
BFW35L/LK550MDCF	195	C63PB10-1/4	284	C68PB4M3	286	DA06S0MDCF	90
BFW42L/LK550MDCF	195	C63PB10-3/8	284	C68PB4M5	286	DA08L0MDCF	90



Alphanumeric Index

DA08SOMDCF	90	DOZ14S71	120	DV12LX	259	ED20X1.5X	121
DA10LOMDCF	90	DOZ15L	120	DV15LX	259	ED22X1.5X	121
DA10SOMDCF	90	DOZ15L71	120	DV18LX	259	ED26X1.5X	121
DA12LOMDCF	90	DOZ16S	120	DV22LX	259	ED3/8X	121
DA12SOMDCF	90	DOZ16S71	120	DV28LX	259	ED33X2X	121
DA15LOMDCF	90	DOZ18L	120	DV35LX	259	ED42X2X	121
DA16SOMDCF	90	DOZ18L71	120	DVGE06LROMDCF	169	ED48X2X	121
DA18LOMDCF	90	DOZ20S	120	DVGE06SROMDCF	169	ED8X1X	121
DA20SOMDCF	90	DOZ20S71	120	DVGE08LROMDCF	169	EEM10-316	459
DA22LOMDCF	90	DOZ22L	120	DVGE08SROMDCF	169	EEM12-316	459
DA25SOMDCF	90	DOZ22L71	120	DVGE10LROMDCF	169	EEM6-316	459
DA28LOMDCF	90	DOZ25S	120	DVGE10SROMDCF	169	EGE06L1/8NPTCF	110
DA30SOMDCF	90	DOZ25S71	120	DVGE12LROMDCF	169	EGE06LMEDCF	102
DA35LOMDCF	90	DOZ28L	120	DVGE12SROMDCF	169	EGE06LRED71	94
DA38SOMDCF	90	DOZ28L71	120	DVGE14SROMDCF	169	EGE06LREDCF	94
DA42LOMDCF	90	DOZ30S	120	DVGE15LROMDCF	169	EGE06SMEDCF	102
DG101/06SOMDCF	168	DOZ30S71	120	DVGE16SROMDCF	169	EGE06SRED71	94
DG101/12SOMDCF	168	DOZ35L	120	DVGE18LROMDCF	169	EGE06SREDCF	94
DG101/16SOMDCF	168	DOZ35L71	120	DVGE20SROMDCF	169	EGE08L1/4NPTCF	110
DG103/20SOMDCF	168	DOZ38S	120	DVGE22LROMDCF	169	EGE08LMEDCF	102
DG103/25SOMDCF	168	DOZ38S71	120	DVGE25SROMDCF	169	EGE08LRED71	94
DG103/38SOMDCF	168	DOZ42L	120	DVGE28LROMDCF	169	EGE08LREDCF	94
DG104/06SROMDCF	169	DOZ42L71	120	DVGE30SROMDCF	169	EGE08S1/4NPTCF	110
DG104/08SROMDCF	169	DPA0X	513	DVGE35LROMDCF	169	EGE08SMEDCF	102
DG104/12SROMDCF	169	DPA1X	513	DVGE38SROMDCF	169	EGE08SRED71	94
DG104/16SROMDCF	169	DPA2X	513	E0...E2		EGE08SREDCF	94
DG104/20SROMDCF	169	DPA3X	513	E04/02X	119	EGE10L1/4NPTCF	110
DG104/25SROMDCF	169	DPA4X	513	E04/2.5X	119	EGE10LMEDCF	102
DG104/30SROMDCF	169	DPA5X	513	E0506/03X	119	EGE10LR3/8EDCF	94
DG104/38SROMDCF	169	DPA6X	513	E0506/04X	119	EGE10LRED71	94
DKAZ1/2CFX	122	DPR06L71X	123	E06/05X	119	EGE10LREDCF	94
DKAZ1/4CFX	122	DPR08L71X	123	E08/04X	119	EGE10S3/8NPTCF	110
DKAZ1/8CFX	122	DPR10L71X	123	E08/05X	119	EGE10SMEDCF	102
DKAZ10CFX	121	DPR12L71X	123	E10/08X	119	EGE10SRED71	94
DKAZ11/2CFX	121	DPR14S71X	123	E12/08X	119	EGE10SREDCF	94
DKAZ11/4CFX	121	DPR15L71X	123	E12/09X	119	EGE12L3/8NPTCF	110
DKAZ12CFX	121	DPR16S71X	123	E1215/10X	119	EGE12LMEDCF	102
DKAZ14CFX	121	DPR18L71X	123	E15/12X	119	EGE12LR1/2ED71	94
DKAZ16CFX	121	DPR20S71X	123	E18/14X	119	EGE12LR1/2EDCF	94
DKAZ18CFX	121	DPR22L71X	123	E22/18X	119	EGE12LR1/4ED71	94
DKAZ1CFX	122	DPR25S71X	123	EA...EW		EGE12LR1/4EDCF	94
DKAZ20CFX	121	DPR28L71X	123	EAB10Q010GE16	241	EGE12LRED71	94
DKAZ22CFX	121	DPR30S71X	123	EAB10Q010GS12	241	EGE12LREDCF	94
DKAZ26CFX	121	DPR35L71X	123	EAB20Q010GE16A	241	EGE12S3/8NPTCF	110
DKAZ27CFX	121	DPR38S71X	123	EAB20Q010GS12A	241	EGE12SMEDCF	102
DKAZ3/4CFX	122	DPR42L71X	123	EARG-10	198	EGE12SR1/2ED71	94
DKAZ3/8CFX	122	DSVW06LROMDCF	97	EARG-20	198	EGE12SR1/2EDCF	94
DKAZ33CFX	121	DSVW08LROMDCF	97	EARG-4	198	EGE12SR1/4EDCF	94
DKI1/2CFX	122	DSVW10LROMDCF	97	EBMB10	300	EGE12SRED71	94
DKI1/4CFX	122	DSVW12LMOMDCF	103	EBMB12	300	EGE12SREDCF	94
DOZ06L	120	DSVW12LROMDCF	97	EBMB14	300	EGE14S1/2NPTCF	110
DOZ06L71	120	DSVW12SROMDCF	97	EBMB16	300	EGE14SMEDCF	102
DOZ06S	120	DSVW15LMOMDCF	103	EBMB18	300	EGE14SREDCF	94
DOZ06S71	120	DSVW15LROMDCF	97	EBMB20	300	EGE15L1/2NPTCF	110
DOZ08L	120	DSVW16SROMDCF	97	EBMB22	300	EGE15LM22X1.5EDCF	102
DOZ08L71	120	DSVW18LMOMDCF	103	EBMB4	300	EGE15LMEDCF	102
DOZ08S	120	DSVW18LROMDCF	97	EBMB6	300	EGE15LRED71	94
DOZ08S71	120	DSVW20SROMDCF	97	EBMB8	300	EGE15LREDCF	94
DOZ10L	120	DSVW22LMOMDCF	103	ECRM10-316	458	EGE16S1/2NPTCF	110
DOZ10L71	120	DSVW22LROMDCF	97	ECRM12-316	458	EGE16SMEDCF	102
DOZ10S	120	DSVW25SROMDCF	97	ECRM6-316	458	EGE16SRED71	94
DOZ10S71	120	DSVW28LMOMDCF	103	ED1/2X	121	EGE16SREDCF	94
DOZ12L	120	DSVW28LROMDCF	97	ED10X1X	121	EGE18LMEDCF	102
DOZ12L71	120	DSVW30SROMDCF	97	ED12X1.5X	121	EGE18LR3/4EDCF	94
DOZ12S	120	DV06LX	259	ED14X1.5X	121	EGE18LRED71	94
DOZ12S71	120	DV08LX	259	ED16X1.5X	121	EGE18LREDCF	94
DOZ14S	120	DV10LX	259	ED18X1.5X	121	EGE20S3/4NPTCF	110



Apex Fluid Power Ltd.

Alphanumeric Index

EGE20SMEDCF	102	EL22LOMDCF	89	ESV16SX	172	EV28LOMDCF	88
EGE20SRED71	94	EL25SOMD71	89	ESV18LX	172	EV30SOMD71	88
EGE20SREDCF	94	EL25SOMDCF	89	ESV20SX	172	EV30SOMDCF	88
EGE22L3/4NPTCF	110	EL28LOMD71	89	ESV22LX	172	EV35LOMDCF	88
EGE22LMEDCF	102	EL28LOMDCF	89	ESV25SX	172	EV38SOMDCF	88
EGE22LRED71	94	EL30SOMD71	89	ESV28LX	172	EV42LOMDCF	88
EGE22LREDCF	94	EL30SOMDCF	89	ESV30SX	172	EVGE06LMEDCF	102
EGE25S1/4NPTCF	110	EL35LOMD71	89	ESV35LX	172	EVGE06LREDCF	95
EGE25SMEDCF	102	EL35LOMDCF	89	ESV38SX	172	EVGE06SREDCF	95
EGE25SRED71	94	EL38SOMD71	89	ESV42LX	172	EVGE08LMEDCF	102
EGE25SREDCF	94	EL38SOMDCF	89	ET06LOMDCF	89	EVGE08LRED71	95
EGE28L1NPTCF	110	EL42LOMD71	89	ET06SOMDCF	89	EVGE08LREDCF	95
EGE28LMEDCF	102	EL42LOMDCF	89	ET08LOMD71	89	EVGE08SMEDCF	102
EGE28LRED71	94	ELA1/4EDCF	259	ET08LOMDCF	89	EVGE08SREDCF	95
EGE28LREDCF	94	EM 10.P	525	ET08SOMDCF	89	EVGE10LMEDCF	102
EGE30S11/4NPTCF	110	EMA1/1/2CF	537	ET10LOMD71	89	EVGE10LRED71	95
EGE30SMEDCF	102	EMA1/1/4CF	537	ET10LOMDCF	89	EVGE10LREDCF	95
EGE30SRED71	94	EMA1/10X1CF	537	ET10SOMDCF	89	EVGE10SMEDCF	102
EGE30SREDCF	94	EMA1/10X1ORCF	537	ET12LOMD71	89	EVGE12LMEDCF	102
EGE35L11/4NPTCF	110	EMA1/14X1.5CF	537	ET12LOMDCF	89	EVGE12LR1/2EDCF	95
EGE35LMEDCF	102	EMA1/3/8CF	537	ET12SOMD71	89	EVGE12LR1/4EDCF	95
EGE35LRED71	94	EMA3/1/2CF	539	ET12SOMDCF	89	EVGE12LRED71	95
EGE35LREDCF	94	EMA3/1/2EDCF	539	ET14SOMDCF	89	EVGE12LREDCF	95
EGE38S11/2NPTCF	110	EMA3/1/4CF	539	ET15LOMD71	89	EVGE12SMEDCF	102
EGE38SMEDCF	102	EMA3/1/4EDCF	539	ET15LOMDCF	89	EVGE12SR1/2EDCF	95
EGE38SRED71	94	EMA3/1/8CF	539	ET16SOMD71	89	EVGE12SREDCF	95
EGE38SREDCF	94	EMA3/1/8EDCF	539	ET16SOMDCF	89	EVGE14SREDCF	95
EGE42LMEDCF	102	EMA3/10X1CF	539	ET18LOMD71	89	EVGE14SMEDCF	102
EGE42LRED71	94	EMA3/10X1EDCF	539	ET18LOMDCF	89	EVGE15LRED71	95
EGE42LREDCF	94	EMA3/10X1ORCF	539	ET20SOMD71	89	EVGE15LREDCF	95
EGE006LMCF	107	EMA3/12X1.5CF	539	ET20SOMDCF	89	EVGE16SMEDCF	102
EGE008LMCF	107	EMA3/12X1.5EDCF	539	ET22LOMD71	89	EVGE16SR3/4EDCF	95
EGE008SMCF	107	EMA3/14X1.5CF	539	ET22LOMDCF	89	EVGE16SREDCF	95
EGE010LMCF	107	EMA3/14X1.5EDCF	539	ET25SOMD71	89	EVGE18LMEDCF	102
EGE012LMCF	107	EMA3/14X1.5S0CF	539	ET25SOMDCF	89	EVGE18LRED71	95
EGE012SMCF	107	EMA3/16X1.5CF	539	ET28LOMD71	89	EVGE18LREDCF	95
EGE015LMCF	107	EMA3/3/8CF	539	ET28LOMDCF	89	EVGE20SMEDCF	102
EGE016SMCF	107	EMA3/3/8EDCF	539	ET30SOMD71	89	EVGE20SREDCF	95
EGE018LMCF	107	EMA3/8X10RCF	539	ET30SOMDCF	89	EVGE22LMEDCF	102
EGE020SMCF	107	EOKARRRYMAT	528	ET35LOMDCF	89	EVGE22LREDCF	95
EGE022LM27X2CF	107	EONIROMONTFLUESSX	498	ET38SOMD71	89	EVGE25SMEDCF	102
EGE025SMCF	107	EONIROMONTPASTX	498	ET38SOMDCF	89	EVGE25SREDCF	95
EGE028LMCF	107	EPB10	283	ET42LOMDCF	89	EVGE28LMEDCF	102
EGE038SMCF	107	EPB12	283	ETM10-316	458	EVGE28LRED71	95
EL06LOMDCF	89	EPB14	283	ETM12-316	458	EVGE28LREDCF	95
EL06SOMD71	89	EPB4	283	ETM6-316	458	EVGE30SMEDCF	102
EL06SOMDCF	89	EPB5	283	EV06LOMDCF	88	EVGE30SREDCF	95
EL08LOMD71	89	EPB6	283	EV06SOMDCF	88	EVGE35LREDCF	95
EL08LOMDCF	89	EPB8	283	EV08LOMD71	88	EVGE38SREDCF	95
EL08SOMDCF	89	EPK10	284	EV08LOMDCF	88	EVGE42LRED71	95
EL10LOMD71	89	EPK12	284	EV08SOMDCF	88	EVGE42LREDCF	95
EL10LOMDCF	89	EPK14	284	EV10LOMD71	88	EW06LOMD71	88
EL10SOMDCF	89	EPK4	284	EV10LOMDCF	88	EW06LOMDCF	88
EL12LOMD71	89	EPK6	284	EV10SOMDCF	88	EW06SOMD71	88
EL12LOMDCF	89	EPK8	284	EV12LOMD71	88	EW06SOMDCF	88
EL12SOMD71	89	EPMK4	295	EV12LOMDCF	88	EW08 00 99	411
EL12SOMDCF	89	EPMK6	295	EV12SOMDCF	88	EW08LOMD71	88
EL14SOMDCF	89	ESV06LX	172	EV15LOMDCF	88	EW08LOMDCF	88
EL15LOMD71	89	ESV06SX	172	EV16SOMDCF	88	EW08SOMD71	88
EL15LOMDCF	89	ESV08LX	172	EV18LOMD71	88	EW08SOMDCF	88
EL16SOMD71	89	ESV08SX	172	EV18LOMDCF	88	EW10LOMD71	88
EL16SOMDCF	89	ESV10LX	172	EV20SOMD71	88	EW10LOMDCF	88
EL18LOMD71	89	ESV10SX	172	EV20SOMDCF	88	EW10SOMD71	88
EL18LOMDCF	89	ESV12LX	172	EV22LOMD71	88	EW10SOMDCF	88
EL20SOMD71	89	ESV12SX	172	EV22LOMDCF	88	EW12LOMD71	88
EL20SOMDCF	89	ESV14SX	172	EV25SOMDCF	88	EW12LOMDCF	88
EL22LOMD71	89	ESV15LX	172	EV28LOMD71	88	EW12SOMD71	88



Alphanumeric Index

EW12SOMDCF	88	F3HBL8-1/8BL	307	FEM-502-12FB	204	FHS34CFX	194
EW14SOMDCF	88	F3HBL9-1/2BL	307	FEM-502-8FB	204	FHS35/10CFX	194
EW15LOMD71	88	F3HBL9-1/4BL	307	FEM-621-12FB	204	FHS35/12CFX	194
EW15LOMDCF	88	F3HBL9-1/8BL	307	FEM-622-12FB	204	FHS35CFX	194
EW16SOMD71	88	F3HBL9-3/8BL	307	FEM-751-16FB	204	FHS36CFX	194
EW16SOMDCF	88	F3PB10-1/2	281	FEM-752-16FB	204	FHS38/12CFX	194
EW18LOMD71	88	F3PB10-1/4	281	FF10010 C	206	FHS38CFX	194
EW18LOMDCF	88	F3PB10-3/8	281	FF10010-125C	206	FHS62CFX	194
EW20SOMD71	88	F3PB12-1/2	281	FF10016	208	FHS63CFX	194
EW20SOMDCF	88	F3PB12-1/4	281	FF10020 C	206	FHS64CFX	194
EW22LOMD71	88	F3PB12-3/8	281	FF10020-125C	206	FHS65/12CFX	194
EW22LOMDCF	88	F3PB14-1/2	281	FF10020-150C	206	FHS65CFX	194
EW25SOMD71	88	F3PB14-3/8	281	FF10021 C	206	FHS66CFX	194
EW25SOMDCF	88	F3PB4-1/4	281	FF10021-125C	206	FHS68CFX	194
EW28LOMD71	88	F3PB4-1/8	281	FF10026	208	FL69121	553
EW28LOMDCF	88	F3PB6-1/4	281	FF2510	206	FL69123	553
EW30SOMD71	88	F3PB6-1/8	281	FF2510-38	206	FL69221	553
EW30SOMDCF	88	F3PB8-1/4	281	FF2516	208	FL69223	553
EW35LOMD71	88	F3PB8-1/8	281	FF2520	206	FL69321	553
EW35LOMDCF	88	F3PB8-3/8	281	FF2520-38	206	FL69323	553
EW38SOMD71	88	F3PMB4-1/4	294	FM06L71	124	FM06L71	124
EW38SOMDCF	88	F3PMB4-1/8	294	FM06LCF	124	FM06LCF	124
EW42LOMD71	88	F3PMB6-1/4	294	FM06S71	124	FM06S71	124
EW42LOMDCF	88	F3PMB6-1/8	294	FM06SCF	124	FM06SCF	124
F1...F8		F400S	253	FM08L71	124	FM08L71	124
F1200S	253	F4PB10-1/2	282	FM08LCF	124	FM08LCF	124
F1600S	253	F4PB10-1/4	282	FM08S71	124	FM08S71	124
F3BMB10-1/4	298	F4PB10-3/8	282	FM08SCF	124	FM08SCF	124
F3BMB10-3/8	298	F4PB12-1/2	282	FM10L71	124	FM10L71	124
F3BMB12-1/2	298	F4PB12-1/4	282	FM10LCF	124	FM10LCF	124
F3BMB12-3/8	298	F4PB12-3/8	282	FM10S71	124	FM10S71	124
F3BMB14-1/2	298	F4PB14-1/2	282	FM10SCF	124	FM10SCF	124
F3BMB14-3/8	298	F4PB14-3/8	282	FM12L71	124	FM12L71	124
F3BMB16-1/2	298	F4PB4-1/4	282	FM12LCF	124	FM12LCF	124
F3BMB16-3/8	298	F4PB4-1/8	282	FM12S71	124	FM12S71	124
F3BMB18-1/2	298	F4PB6-1/4	282	FM12SCF	124	FM12SCF	124
F3BMB20-3/4	298	F4PB6-1/8	282	FM14S71	124	FM14S71	124
F3BMB22-3/4	298	F4PB8-1/4	282	FM14SCF	124	FM14SCF	124
F3BMB4-1/8	298	F4PB8-1/8	282	FM15L71	124	FM15L71	124
F3BMB6-1/4	298	F4PB8-3/8	282	FM15LCF	124	FM15LCF	124
F3BMB6-1/8	298	F4PMB4-1/4	294	FM16S71	124	FM16S71	124
F3BMB8-1/4	298	F4PMB4-1/8	294	FM16SCF	124	FM16SCF	124
F3BMB8-1/8	298	F4PMB6-1/4	294	FM18L71	124	FM18L71	124
F3HBL10-1/2BL	307	F4PMB6-1/8	294	FM18LCF	124	FM18LCF	124
F3HBL10-1/4BL	307	F600S	253	FM20S71	124	FM20S71	124
F3HBL10-1/8BL	307	F800S	253	FM20SCF	124	FM20SCF	124
F3HBL10-3/8BL	307	F8PB10M16	282	FM22L71	124	FM22L71	124
F3HBL12-1/2BL	307	F8PB4M10	282	FM22LCF	124	FM22LCF	124
F3HBL12-1/4BL	307	F8PB4M5	282	FM25S71	124	FM25S71	124
F3HBL12-3/8BL	307	F8PB6M10	282	FM25SCF	124	FM25SCF	124
F3HBL14-1/2BL	307	F8PB6M12	282	FM28L71	124	FM28L71	124
F3HBL14-3/8BL	307	F8PB6M5	282	FM28LCF	124	FM28LCF	124
F3HBL16-1/2BL	307	F8PB8M12	282	FM2DDKV	252	FM2DDKV	252
F3HBL16-3/4BL	307	F8PMB4M3	294	FM2DDSV	252	FM2DDSV	252
F3HBL16-3/8BL	307	F8PMB4M5	294	FM30S71	124	FM30S71	124
F3HBL17-1/2BL	307	F8PMB6M5	294	FM30SCF	124	FM30SCF	124
F3HBL17-3/8BL	307	FE...FU		FM35L71	124	FM35L71	124
F3HBL18-1/2BL	307	FEM-1001-20FB	204	FM35LCF	124	FM35LCF	124
F3HBL18-3/4BL	307	FEM-1002-20FB	204	FM38S71	124	FM38S71	124
F3HBL18-3/8BL	307	FEM-251-4FB	204	FM38SCF	124	FM38SCF	124
F3HBL20-1/2BL	307	FEM-252-4FB	204	FM42L71	124	FM42L71	124
F3HBL20-3/8BL	307	FEM-371-6FB	204	FM42LCF	124	FM42LCF	124
F3HBL6-1/4BL	307	FEM-371-8FB	204	FNPK10	290	FNPK10	290
F3HBL6-1/8BL	307	FEM-372-6FB	204	FNPK12	290	FNPK12	290
F3HBL7-1/4BL	307	FEM-372-8FB	204	FNPK14	290	FNPK14	290
F3HBL7-1/8BL	307	FEM-501-12FB	204	FNPK4	290	FNPK4	290
F3HBL8-1/4BL	307	FEM-501-8FB	204	FNPK6	290	FNPK6	290



Alphanumeric Index

FNPK8.....	290	G35LCFX.....	82	GAUGE SET.....	459	GE10S1/2NPTCFX.....	109
FS-F-10.....	506	G38S71X.....	82	GE04LLMCFX.....	106	GE10S3/8NPTCFX.....	109
FS-F-11.....	506	G38SCFX.....	82	GE06L1/2NPTCFX.....	109	GE10S9/16UNFOMDCF.....	108
FS-F-12.....	506	G42L71X.....	82	GE06L1/4NPTCFX.....	109	GE10SMEDOMDCF.....	101
FS-F-14.....	506	G42LCFX.....	82	GE06L1/8NPTCFX.....	109	GE10SR1/2EDOMD71.....	93
FS-F-16.....	506	G4BMB10-1/4.....	298	GE06LLMCFX.....	106	GE10SR1/2EDOMDCF.....	93
FS-F-18.....	506	G4BMB10-3/8.....	298	GE06LMEDOMD71.....	101	GE10SR1/4EDOMD71.....	93
FS-F-20.....	506	G4BMB12-1/2.....	298	GE06LMEDOMDCF.....	101	GE10SR1/4EDOMDCF.....	93
FS-F-22.....	506	G4BMB12-3/8.....	298	GE06LR1/2EDOMDCF.....	92	GE10SREDOMD71.....	93
FS-F-24.....	506	G4BMB14-1/2.....	298	GE06LR1/4EDOMD71.....	92	GE10SREDOMDCF.....	93
FS-F-28.....	506	G4BMB14-3/8.....	298	GE06LR1/4EDOMDCF.....	92	GE12L1/2NPTCFX.....	109
FS-F-32.....	506	G4BMB16-1/2.....	298	GE06LR1/4KEGCFX.....	100	GE12L1/4NPTCFX.....	109
FS-F-38.....	506	G4BMB18-1/2.....	298	GE06LR1/8KEGCFX.....	100	GE12L1/8NPTCFX.....	109
FS-F-40.....	506	G4BMB4-1/8.....	298	GE06LR3/8EDOMDCF.....	92	GE12L3/4UNFOMDCF.....	108
FS-F-48.....	506	G4BMB6-1/4.....	298	GE06LREDOMD71.....	92	GE12L3/8NPTCFX.....	109
FTL4.....	296	G4BMB6-1/8.....	298	GE06LREDOMDCF.....	92	GE12L7/8UNFOMDCF.....	108
FTL6.....	296	G4BMB8-1/4.....	298	GE06S1/2NPTCFX.....	109	GE12L9/16UNFOMDCF.....	108
FTL8.....	296	G4BMB8-1/8.....	298	GE06S1/4NPTCFX.....	109	GE12LM14X1.5EDOMDCF.....	101
FTL8-4.....	296	G4PB4-1/8.....	282	GE06SMEDOMDCF.....	101	GE12LM18X1.5EDOMDCF.....	101
FTL8-6.....	296	G4PB6-1/4.....	282	GE06SR1/2EDOMDCF.....	93	GE12LM22X1.5EDOMDCF.....	101
FUS32CFX.....	195	G4PB6-1/8.....	282	GE06SR1/8EDOMDCF.....	93	GE12LMEDOMD71.....	101
FUS33CFX.....	195	G4PB8-1/4.....	282	GE06SR3/8EDOMDCF.....	93	GE12LMEDOMDCF.....	101
FUS34CFX.....	195	G4PB8-1/8.....	282	GE06SREDOMDCF.....	92	GE12LR1/2EDOMD71.....	92
FUS35/10CFX.....	195	GA...G4		GE08L1/2NPTCFX.....	109	GE12LR1/2EDOMDCF.....	92
FUS35CFX.....	195	GA10G1/8NPTCFX.....	112	GE08L1/4NPTCFX.....	109	GE12LR1/4KEGCFX.....	100
FUS38CFX.....	195	GA10GLMCFX.....	111	GE08L1/8NPTCFX.....	109	GE12LR1/4EDOMD71.....	92
FUS63CFX.....	195	GA10GLR1/4CFX.....	111	GE08L3/8NPTCFX.....	109	GE12LR1/4EDOMDCF.....	92
FUS64CFX.....	195	GA10GLRCFX.....	111	GE08LR7/16UNFOMDCF.....	108	GE12LR1/4EDOMDCF.....	100
FUS65CFX.....	195	GA10SMCFX.....	111	GE08LLMCFX.....	106	GE12LR3/4EDOMDCF.....	92
FUS66CFX.....	195	GA108L1/4NPTCFX.....	112	GE08LMEDOMD71.....	101	GE12LR3/8KEGCFX.....	100
FUS68CFX.....	195	GA108LMCFX.....	111	GE08LMEDOMDCF.....	101	GE12LREDOMD71.....	92
GO...G4		GA108LR3/8CFX.....	111	GE08LR1/2EDOMD71.....	92	GE12LREDOMDCF.....	92
GO6L71X.....	82	GA108LRCFX.....	111	GE08LR1/2EDOMDCF.....	92	GE12S1/2NPTCFX.....	109
GO6LCFX.....	82	GA108SMCFX.....	111	GE08LR1/4KEGCFX.....	100	GE12S1/4NPTCFX.....	109
GO6S71X.....	82	GA108SRCFX.....	111	GE08LR1/8EDOMD71.....	92	GE12S3/4UNFOMDCF.....	108
GO6SCFX.....	82	GA110LMCFX.....	111	GE08LR1/8EDOMDCF.....	92	GE12S3/8NPTCFX.....	109
GO8L71X.....	82	GA110LR3/8CFX.....	111	GE08LR3/8EDOMDCF.....	92	GE12S9/16UNFOMDCF.....	108
GO8LCFX.....	82	GA110LRCFX.....	111	GE08LREDOMD71.....	92	GE12SM22X1.5EDOMDCF.....	101
GO8S71X.....	82	GA110SMCFX.....	111	GE08LREDOMDCF.....	92	GE12SMEDOMD71.....	101
GO8SCFX.....	82	GA110SRCFX.....	111	GE08S3/8NPTCFX.....	109	GE12SMEDOMDCF.....	101
G10L71X.....	82	GA112LMCFX.....	111	GE08S7/16UNFOMDCF.....	108	GE12SR1/2EDOMD71.....	93
G10LCFX.....	82	GA112LR1/2CFX.....	111	GE08SMEDOMD71.....	101	GE12SR1/2EDOMDCF.....	93
G10S71X.....	82	GA112LRCFX.....	111	GE08SMEDOMDCF.....	101	GE12SR1/4EDOMD71.....	93
G10SCFX.....	82	GA112SMCFX.....	111	GE08SR1/2EDOMDCF.....	93	GE12SR1/4EDOMDCF.....	93
G12L71X.....	82	GA112SR1/2CFX.....	111	GE08SR3/8EDOMDCF.....	93	GE12SREDOMD71.....	93
G12LCFX.....	82	GA112SRCFX.....	111	GE08SREDOMD71.....	93	GE12SREDOMDCF.....	93
G12S71X.....	82	GA114SMCFX.....	111	GE08SREDOMDCF.....	93	GE14S1/2NPTCFX.....	109
G12SCFX.....	82	GA114SRCFX.....	111	GE10L1/2NPTCFX.....	109	GE14SMEDOMDCF.....	101
G14S71X.....	82	GA115LMCFX.....	111	GE10L1/4NPTCFX.....	109	GE14SR3/4EDOMDCF.....	93
G14SCFX.....	82	GA115LRCFX.....	111	GE10L1/8NPTCFX.....	109	GE14SR3/8EDOMDCF.....	93
G15L71X.....	82	GA116SMCFX.....	111	GE10L3/8NPTCFX.....	109	GE14SREDOMD71.....	93
G15LCFX.....	82	GA116SRCFX.....	111	GE10L7/16UNFOMDCF.....	108	GE14SREDOMDCF.....	93
G16S71X.....	82	GA118LMCFX.....	111	GE10LM12X1.5EDOMDCF.....	101	GE15L1/2NPTCFX.....	109
G16SCFX.....	82	GA118LR3/8CFX.....	111	GE10LM16X1.5EDOMDCF.....	101	GE15L3/4NPTCFX.....	109
G18L71X.....	82	GA118LRCFX.....	111	GE10LM18X1.5EDOMDCF.....	101	GE15L3/4UNFOMDCF.....	108
G18LCFX.....	82	GA120SRCFX.....	111	GE10LM22X1.5EDOMDCF.....	101	GE15L7/8UNFOMDCF.....	108
G20S71X.....	82	GA122LMCFX.....	111	GE10LMEDOMD71.....	101	GE15LM16X1.5EDOMDCF.....	101
G20SCFX.....	82	GA122LRCFX.....	111	GE10LMEDOMDCF.....	101	GE15LM22X1.5EDOMD71.....	101
G22L71X.....	82	GA125SRCFX.....	111	GE10LR1/2EDOMD71.....	92	GE15LM22X1.5EDOMDCF.....	101
G22LCFX.....	82	GA128LMCFX.....	111	GE10LR1/2EDOMDCF.....	92	GE15LMEDOMDCF.....	101
G25S71X.....	82	GA128LRCFX.....	111	GE10LR1/4KEGCFX.....	100	GE15LR1/2KEGCFX.....	100
G25SCFX.....	82	GA130SRCFX.....	111	GE10LR1/8EDOMD71.....	92	GE15LR3/4EDOMDCF.....	92
G28L71X.....	82	GA135LMCFX.....	111	GE10LR1/8EDOMDCF.....	92	GE15LR3/8EDOMD71.....	92
G28LCFX.....	82	GA135LRCFX.....	111	GE10LR3/8EDOMD71.....	92	GE15LR3/8EDOMDCF.....	92
G30S71X.....	82	GA138SRCFX.....	111	GE10LR3/8EDOMDCF.....	92	GE15LR3/8KEGCFX.....	100
G30SCFX.....	82	GA142LMCFX.....	111	GE10LREDOMD71.....	92	GE15LREDOMD71.....	92
G35L71X.....	82	GA142LRCFX.....	111	GE10LREDOMDCF.....	92	GE15LREDOMDCF.....	92



Alphanumeric Index

GE16S1/2NPFCFX	109	GE25SREDOMD71	93	GFS33/25SCFX	196	GM42LCFX	118
GE16S3/4NPFCFX	109	GE25SREDOMDCF	93	GFS33/25SOMDCF	196	GR08/06LCFX	85
GE16S3/4UNFOMDCF	108	GE28L11/16UNOMDCF	108	GFS34/25SCFX	196	GR08/06SCFX	85
GE16S7/8UNFOMDCF	108	GE28L15/16UNOMDCF	108	GFS34/25SOMDCF	196	GR10/06LCFX	85
GE16SM18X1.5EDOMDCF	101	GE28L1NPFCFX	109	GFS34/28LCFX	196	GR10/06SCFX	85
GE16SMEDOMD71	101	GE28L3/4NPFCFX	109	GFS34/28LOMDCF	196	GR10/08LCFX	85
GE16SMEDOMDCF	101	GE28LMEDOMDCF	101	GFS35/35LCFX	196	GR10/08SCFX	85
GE16SR3/4EDOMD71	93	GE28LR11/4EDOMD71	92	GFS35/35LOMDCF	196	GR12/06LCFX	85
GE16SR3/4EDOMDCF	93	GE28LR11/4EDOMDCF	92	GFS35/38SCFX	196	GR12/06SCFX	85
GE16SR3/8EDOMD71	93	GE28LR1KEGCFX	100	GFS35/38SOMDCF	196	GR12/08LCFX	85
GE16SR3/8EDOMDCF	93	GE28LR3/4EDOMD71	92	GFS35/38SOMDCF	196	GR12/08SCFX	85
GE16SREDOMD71	93	GE28LR3/4EDOMDCF	92	GFS36/35LOMDCF	196	GR12/10LCFX	85
GE16SREDOMDCF	93	GE28LRED71	92	GFS36/42LCFX	196	GR12/10SCFX	85
GE18L1/2NPFCFX	109	GE28LREDOMDCF	92	GFS36/42LOMDCF	196	GR14/10SCFX	85
GE18L3/4UNFOMDCF	108	GE30S11/4NPFCFX	109	GFS62/16SCFX	196	GR14/12SCFX	85
GE18L7/8UNFOMDCF	108	GE30S15/16UNOMDCF	108	GFS62/16SOMDCF	196	GR15/10LCFX	85
GE18LM18X1.5EDOMD71	101	GE30S15/8UNOMDCF	108	GFS63/20SCFX	196	GR15/12LCFX	85
GE18LM18X1.5EDOMDCF	101	GE30S1NPFCFX	109	GFS63/20SOMDCF	196	GR16/10SCFX	85
GE18LMEDOMD71	101	GE30SMEDOMDCF	101	GFS63/25SCFX	196	GR16/12SCFX	85
GE18LMEDOMDCF	101	GE30SR11/2EDOMDCF	93	GFS63/25SOMDCF	196	GR16/14SCFX	85
GE18LR1/2KEGCFX	100	GE30SR1EDOMDCF	93	GFS63/30SCFX	196	GR18/10LCFX	85
GE18LR3/4EDOMD71	92	GE30SREDOMD71	93	GFS63/30SOMDCF	196	GR18/12LCFX	85
GE18LR3/4EDOMDCF	92	GE30SREDOMDCF	93	GFS64/25SCFX	196	GR18/15LCFX	85
GE18LR3/8EDOMD71	92	GE35L11/4NPFCFX	109	GFS64/25SOMDCF	196	GR20/10SCFX	85
GE18LR3/8EDOMDCF	92	GE35L15/16UNOMDCF	108	GFS64/30SCFX	196	GR20/12SCFX	85
GE18LREDOMD71	92	GE35L15/8UNOMDCF	108	GFS64/30SOMDCF	196	GR20/16SCFX	85
GE18LREDOMDCF	92	GE35LMEDOMDCF	101	GFS65/30SCFX	196	GR22/12LCFX	85
GE20S1/2NPFCFX	109	GE35LR11/2EDOMDCF	92	GFS65/30SOMDCF	196	GR22/15LCFX	85
GE20S11/16UNOMDCF	108	GE35LR11/4KEGCFX	100	GFS65/38SCFX	196	GR22/18LCFX	85
GE20S3/4NPFCFX	109	GE35LR1EDOMDCF	92	GFS65/38SOMDCF	196	GR25/16SCFX	85
GE20S3/4UNFOMDCF	108	GE35LREDOMD71	92	GFS66/38SCFX	196	GR25/20SCFX	85
GE20S7/8UNFOMDCF	108	GE35LREDOMDCF	92	GFS66/38SOMDCF	196	GR28/18LCFX	85
GE20SMEDOMDCF	101	GE38S11/2NPFCFX	109	GG25E200B8	489	GR28/22LCFX	85
GE20SR1/2EDOMD71	93	GE38S15/8UNOMDCF	108	GG25E50B12	489	GR30/20SCFX	85
GE20SR1/2EDOMDCF	93	GE38SMEDOMD71	101	GG72E200B8	490	GR30/25SCFX	85
GE20SR11/4EDOMDCF	93	GE38SMEDOMDCF	101	GG72E50B12	490	GR35/22LCFX	85
GE20SR1EDOMD71	93	GE38SR11/4EDOMD71	93	GG77E200B8	490	GR35/28LCFX	85
GE20SR1EDOMDCF	93	GE38SR11/4EDOMDCF	93	GG77E50B12	490	GR38/30SCFX	85
GE20SREDOMD71	93	GE38SREDOMD71	93	GHP04X	529	GR42/35LCFX	85
GE20SREDOMDCF	93	GE38SREDOMDCF	93	GHP06X	529	GT12E200B8	489
GE22L1/2NPFCFX	109	GE42L11/2NPFCFX	109	GHP08X	529	GT21E50B12	489
GE22L11/16UNOMDCF	108	GE42L11/4NPFCFX	109	GHP10X	529	GT4E110Q1EUR	561
GE22L15/16UNOMDCF	108	GE42L15/8UNOMDCF	108	GHP12X	529	GT4E110Q1UK	561
GE22L1NPFCFX	109	GE42LMEDOMDCF	101	GHP14X	529	GZ06LCF	90
GE22L3/4NPFCFX	109	GE42LR11/2KEGCFX	100	GHP15X	529	GZ06SCF	90
GE22L7/8UNFOMDCF	108	GE42LR11/4EDOMDCF	92	GHP16X	529	GZ08LCF	90
GE22LM22X1.5EDOMDCF	101	GE42LR1EDOMDCF	92	GHP18X	529	GZ08SCF	90
GE22LMEDOMDCF	101	GE42LREDOMD71	92	GHP20X	529	GZ10LCF	90
GE22LR1/2EDOMD71	92	GE42LREDOMDCF	92	GHP22X	529	GZ10SCF	90
GE22LR1/2EDOMDCF	92	GE006LMOMDCF	107	GHP25X	529	GZ12LCF	90
GE22LR1EDOMD71	92	GE006SMOMDCF	107	GHP28X	529	GZ12SCF	90
GE22LR1EDOMDCF	92	GE008LMOMDCF	107	GHP30X	529	GZ14SCF	90
GE22LR3/4KEGCFX	100	GE008SMOMDCF	107	GHP35X	529	GZ15LCF	90
GE22LREDOMD71	92	GE010LMOMDCF	107	GHP38X	529	GZ16SCF	90
GE22LREDOMDCF	92	GE012LMOMDCF	107	GHP42X	529	GZ18LCF	90
GE25S11/16UNOMDCF	108	GE012SMOMDCF	107	GM06LCFX	118	GZ20SCF	90
GE25S15/16UNOMDCF	108	GE015LMOMDCF	107	GM08LCFX	118	GZ22LCF	90
GE25S1NPFCFX	109	GE016SMOMDCF	107	GM10LCFX	118	GZ25SCF	90
GE25S3/4NPFCFX	109	GE018LMOMDCF	107	GM12LCFX	118	GZ28LCF	90
GE25SMEDOMD71	101	GE020SMOMDCF	107	GM12SCFX	118	GZ30SCF	90
GE25SMEDOMDCF	101	GE025SMOMDCF	107	GM15LCFX	118	GZ35LCF	90
GE25SR1/2EDOMD71	93	GE028LMOMDCF	107	GM16SCFX	118	GZ38SCF	90
GE25SR1/2EDOMDCF	93	GE035LMOMDCF	107	GM18LCFX	118	GZ42LCF	90
GE25SR11/2EDOMD71	93	GE038SMOMDCF	107	GM22LCFX	118	GZR06L/06SCF	91
GE25SR11/4EDOMDCF	93	GE042LMOMDCF	107	GM28LCFX	118	GZR08/06LCF	91
GE25SR3/4EDOMD71	93	GFS33/20SCFX	196	GM30SCFX	118	GZR08/06SCF	91
GE25SR3/4EDOMDCF	93	GFS33/20SOMDCF	196	GM35LCFX	118	GZR08L/08SCF	91



Alphanumeric Index

GZR10/06LCF	91	H3-66	203	HPK14	283	IH30116063/100	427
GZR10/06SCF	91	H3-66M	203	HPK4	283	IH30116500/40	433
GZR10/08LCF	91	H4-62	201	HPK6	283	IH30116501/40	433
GZR10/08SCF	91	H4-62-BSPP	201	HPK8	283	IH30116502/40	433
GZR10L/10SCF	91	H4-63	201	HPMK4	297	IH30116504/40	433
GZR12/06LCF	91	H4-63-BSPP	201	HPMK4-3	297	IH30240020/40	435
GZR12/06SCF	91	H4-65	203	HPMK6	297	IH30240025/40	435
GZR12/08LCF	91	H4-65M	203	HPMK6-4	297	IH30240030/40	435
GZR12/08SCF	91	H4-66	203	HS-03	502	IH30240035/40	435
GZR12/10LCF	91	H4-66M	203	HS-05	502	IH30302001/100	426
GZR12/10SCF	91	H6-62	201	HS-08	502	IH30302003/100	426
GZR12L/12SCF	91	H6-62-BSPP	201	HS-12	502	IH30302004/80	426
GZR15/08LCF	91	H6-63	201	IA...IS		IH30302006/40	426
GZR15/10LCF	91	H6-63-BSPP	201	IA01E12B30	491	IH30302008/100	426
GZR15/12LCF	91	H6-65	203	IA01E30B20	491	IH30302009/100	426
GZR16/10SCF	91	H6-65M	203	IA01E60B12	491	IH30302010/80	426
GZR16/12SCF	91	H6-66	203	IA04E12B30	491	IH30311470/40	426
GZR16S/15LCF	91	H6-66M	203	IA04E30B20	491	IH30311474/40	426
GZR18/10LCF	91	H8-62	201	IA04E60B12	491	IH30311476/40	426
GZR18/12LCF	91	H8-62-BSPP	201	IA15E30B20	492	IH30311478/40	426
GZR18/15LCF	91	H8-63	201	IA15E60B12	492	IH30311480/40	426
GZR18L/16SCF	91	H8-63-BSPP	201	IA25E30B20	492	IH30311484/40	426
GZR20/12SCF	91	H8-65	203	IF10010 RV	205	IH30311489/40	426
GZR20/16SCF	91	H8-65M	203	IF10020 RV	205	IH30312073/40	426
GZR20S/18LCF	91	H8-66	203	IF2510 RV	205	IH30315115/40	444
GZR22/12LCF	91	H8-66M	203	IF2520 RV	205	IH30315116/40	444
GZR22/15LCF	91	H896137	497	IF3810 RV	205	IH30315140/40	445
GZR22/18LCF	91	H905375-GB	556	IF3820 RV	205	IH30315141/40	445
GZR22L/20SCF	91	IHB...HS		IF5010 RV	205	IH30315142/40	445
GZR25/16SCF	91	HBMB10	300	IF5020 RV	205	IH30351200/40	434
GZR25/20SCF	91	HBMB12	300	IF6310 RV	205	IH30351201/40	434
GZR25S/22LCF	91	HBMB14	300	IF6320 RV	205	IH30351202/40	434
GZR28/15LCF	91	HBMB16	300	IF7510 RV	205	IH30351203/40	434
GZR28/18LCF	91	HBMB18	300	IF7520 RV	205	IH30351204/40	434
GZR28/22LCF	91	HBMB20	300	IH11001300/15-R90	446	IH30351251/40	434
GZR28L/25SCF	91	HBMB22	300	IH11001345/15-R90	446	IH30351252/40	434
GZR30/16SCF	91	HBMB4	300	IH30101001/100	423	IH30351253/40	434
GZR30/20SCF	91	HBMB6	300	IH30101002/100	423	IH30351254/40	434
GZR30/25SCF	91	HBMB8	300	IH30101004/100	423	IH30351255/40	434
GZR30S/28LCF	91	HG-075	504	IH30101005/100	423	IH30351256/40	434
GZR35/18LCF	91	HG-100	504	IH30101006/100	423	IH30401107/100	440
GZR35/22LCF	91	HG-125	504	IH30101007/100	423	IH30401108/100	440
GZR35/28LCF	91	HG-150	504	IH30101008/80	423	IH30401111/100	440
GZR35L/30SCF	91	HG-200	504	IH30101009/80	423	IH30412703/40	439
GZR38/20SCF	91	HG-350	504	IH30101010/80	423	IH30412707/40	439
GZR38/25SCF	91	HG-DN2	67	IH30101011/50	423	IH30412716/40	439
GZR38/30SCF	91	HGVS8	464	IH30101012/50	423	IH30412803/40	439
GZR38S/35LCF	91	HLS2V	464	IH30101013/40	423	IH30412914/100	439
GZR42/22LCF	91	HNVS4FF	463	IH30101014/40	423	IH30412915/100	439
GZR42/28LCF	91	HNVS8FF	463	IH30111460/40	423	IH30413220/100	439
GZR42/35LCF	91	HGZE-OIL	497	IH30111461/40	423	IH30413221/40	439
GZR42L/38SCF	91	HP1010 4131	209	IH30111462/40	423	IH30413456/100	440
H2...H9		HP1010 4132	209	IH30111477/40	423	IH30413457/100	440
H2-62	201	HP1020 413	209	IH30112104/100	427	IH30413459/100	440
H2-62-BSPP	201	HP1510 4131	209	IH30112113/100	427	IH30501001/100	441
H2-63	201	HP1510 4132	209	IH30112133/50	427	IH30501002/100	441
H2-63-BSPP	201	HP1520 413	209	IH30112134/50	427	IH30501003/100	441
H2-65	203	HP16	209	IH30112135/50	427	IH30501004/100	441
H2-65M	203	HP26	209	IH30112138/50	427	IH30501006/80	441
H2-66	203	HPB10	283	IH30112139/100	427	IH30501007/50	441
H2-66M	203	HPB12	283	IH30113000/100	433	IH30511002/100	441
H3-62	201	HPB14	283	IH30113008/100	433	IH30511003/100	441
H3-62-BSPP	201	HPB4	283	IH30113010/100	433	IH30511004/100	441
H3-63	201	HPB5	283	IH30113012/50	433	IH30511051/100	444
H3-63-BSPP	201	HPB6	283	IH30113013/80	433	IH30511053/100	444
H3-65	203	HPB8	283	IH30113030/100	433	IH30511054/80	444
H3-65M	203	HPK10	283	IH30116062/100	427	IH30511055/50	444



Alphanumeric Index

IH30511057/100	444	IH35560200/15	428	IH36351204/40	434	IH36822233/40	448
IH30511058/50	444	IH35561110/30	428	IH36351250/40	434	IH36830095/40	429
IH30515010/40	445	IH35562019/50	428	IH36351251/40	434	IH36830096/40	429
IH30515011/40	445	IH35562032/50	428	IH36351253/40	434	IH36830097/40	429
IH30515012/40	445	IH35562038/50	428	IH36351255/20	434	IH36830101/40	429
IH30515013/40	445	IH35562051/50	428	IH36522310/40	443	IH36830102/40	429
IH30515014/40	445	IH35562075/50	428	IH36522311/40	443	IH36830103/40	429
IH30515015/40	445	IH35600025/50	425	IH36522312/40	443	IH36830104/40	429
IH30832000/40	435	IH35600030/50	425	IH36522313/40	443	IH36830105/40	429
IH30832001/40	435	IH35600040/50	425	IH36522314/40	443	IH36830106/40	429
IH30832002/40	435	IH35600050/50	425	IH36522315/40	443	IH36830107/40	429
IH30832003/40	435	IH35600080/50	425	IH36522316/40	443	IH36830108/40	429
IH30832004/40	435	IH35600100/25	425	IH36530099/40	442	IH36830109/40	429
IH30832005/40	435	IH35641012/30	437	IH36530201/40	442	IH36830110/40	429
IH30832006/40	435	IH35641016/50	437	IH36530202/40	442	IH36830111/40	429
IH30836101/40	430	IH35641019/50	437	IH36530203/40	442	IH36830112/40	429
IH30836102/40	430	IH35641020/50	437	IH36530204/40	442	IH36830113/40	429
IH30836104/40	430	IH35641022/50	437	IH36530205/40	442	IH36830114/40	429
IH30836105/40	430	IH35641025/50	437	IH36530206/40	442	IH36830115/40	429
IH30836106/40	430	IH35641030/50	437	IH36530207/20	442	IH36830116/20	429
IH30836107/40	430	IH35641032/50	437	IH36530208/20	442	IH36830117/20	429
IH30836108/40	430	IH35641035/50	437	IH36530209/20	442	IH36830118/20	429
IH30836109/40	430	IH35641038/50	437	IH36530211/20	442	IH36830119/20	429
IH30871011/100	446	IH35641040/50	437	IH36530229/40	443	IH36830120/20	429
IH30871031/100	446	IH35641045/50	437	IH36530230/40	443	IH36831022/20	429
IH30871041/100	446	IH35641050/50	437	IH36530231/40	443	IH36831023/40	429
IH30871051/100	446	IH35641060/50	437	IH36530232/40	443	IH36836111/40	430
IH35033220/100	438	IH35641063/50	437	IH36530233/40	443	IH36836112/40	430
IH35033221/50	438	IH35641075/50	437	IH36530234/40	443	IH36836113/40	430
IH35033222/50	438	IH35653025/100	425	IH36530235/40	443	IH36836121/20	430
IH35033229/100	438	IH35653032/100	425	IH36530236/20	443	IH36836122/20	430
IH35033230/100	438	IH35653038/100	425	IH36531001/40	442	IH36836124/20	430
IH35033231/100	438	IH35653040/100	425	IH36531002/40	442	IH36836125/20	430
IH35033232/100	438	IH35653051/100	425	IH36531003/20	442	IH36836126/20	430
IH35033234/100	438	IH35653063/100	425	IH36531004/40	442	IH36836128/20	430
IH35033239/50	438	IH35653075/100	425	IH36531012/40	442	IH36836129/20	430
IH35033240/25	438	IH35653090/100	425	IH36531019/20	442	IH36836130/20	430
IH35033241/25	438	IH35653100/100	425	IH36801700/40	431	IH36836131/20	430
IH35033245/50	438	IH35653150/100	425	IH36801701/40	431	IL1115	478
IH35040010/100	447	IH35653200/100	425	IH36801702/40	431	IL761151	478
IH35040012/100	447	IH36211010/20	424	IH36801703/40	431	IL761251	478
IH35040014/100	447	IH36211050/10	424	IH36801704/40	431	IR4003SK4PXX4B2P	554
IH35040016/100	447	IH36214050/40	424	IH36801706/40	431	ISA0X	514
IH35040017/50	447	IH36214052/40	424	IH36810111/40	432	ISA2X	514
IH35040112/100	447	IH36214054/40	424	IH36810112/40	432	ISA3X	514
IH35040114/100	447	IH36214058/40	424	IH36810113/40	432	ISA4X	514
IH35040213/100	447	IH36214060/40	424	IH36810114/40	432	ISA5X	514
IH35040214/100	447	IH36214061/40	424	IH36810115/40	432	ISA6X	514
IH35040260/100	447	IH36214064/20	424	IH36810116/40	432	JO...J5	
IH35040261/100	447	IH36214068/20	424	IH36810117/40	432	J02A2Z2N-6B	255
IH35040268/100	447	IH36242013/20	436	IH36811501/40	432	J02B2Z2N-6B	256
IH35040270/100	447	IH36242028/20	436	IH36811502/40	432	J04A2Z2N-8B	255
IH35560020/50	428	IH36242058/40	436	IH36811503/40	432	J04C2Z2N-8B	256
IH35560025/50	428	IH36242078/20	436	IH36811504/40	432	J5PK10-6	289
IH35560030/50	428	IH36242080/40	436	IH36811505/40	432	J5PK6-4	289
IH35560035/50	428	IH36242081/40	436	IH36811507/40	432	J5PK8-4	289
IH35560040/50	428	IH36242083/40	436	IH36811508/40	432	J5PK8-6	289
IH35560045/50	428	IH36242084/40	436	IH36811510/20	432	JB...JP	
IH35560050/50	428	IH36242087/40	436	IH36820202/40	448	JBMB10	299
IH35560060/50	428	IH36242089/20	436	IH36820300/40	448	JBMB12	299
IH35560070/50	428	IH36341106/40	427	IH36820301/40	448	JBMB14	299
IH35560080/50	428	IH36341113/40	427	IH36820303/40	448	JBMB16	299
IH35560090/30	428	IH36341114/40	427	IH36820306/40	448	JBMB18	299
IH35560100/30	428	IH36341121/40	427	IH36820307/40	448	JBMB20	299
IH35560120/30	428	IH36351201/40	434	IH36822217/40	448	JBMB22	299
IH35560130/30	428	IH36351202/40	434	IH36822220/40	448	JBMB4	299
IH35560150/30	428	IH36351203/40	434	IH36822230/40	448	JBMB6	299



Apex Fluid Power Ltd.

Alphanumeric Index

JMB88	299	KH12S71X	257	M06SCFX	123	M35LEODURX	123
JPB10	288	KH12SX	257	M06SEODURX	123	M38SCFX	123
JPB12	288	KH14S71X	257	M08742	534	M38SEODURX	123
JPB14	288	KH14SX	257	M08LCFX	123	M4004074	536
JPB4	288	KH15L71X	257	M08LEODURX	123	M4006074	536
JPB5	288	KH15LX	257	M08SCFX	123	M4007406M	536
JPB6	288	KH16S71X	257	M08SEODURX	123	M4007408M	536
JPB8	288	KH16SX	257	M10-4F80HG5S	184	M4007410M	536
JPK10	288	KH171X	258	M10742	534	M4007412M	536
JPK12	288	KH18L71X	257	M10A-B6LJ2-SSP	463	M4007415M	536
JPK14	288	KH18LX	257	M10A-C6L-25-SS	464	M4007416M	536
JPK4	288	KH1NPTX	258	M10A-F6L-50-SS	478	M4007418M	536
JPK6	288	KH1X	258	M10A-V6LR-SS	463	M4007420M	536
JPK8	288	KH20S71X	257	M10LCFX	123	M4007422M	536
JPMK4	295	KH20SX	257	M10LEODURX	123	M4007425M	536
JPMK6	295	KH22L71X	257	M10MSC3/8N-316	459	M4007430M	536
KO...K4		KH22LX	257	M10SCFX	123	M4007432M	536
K06LCFX	84	KH25S71X	257	M10SEODURX	123	M4007438M	536
K06SCFX	84	KH25SX	257	M1100	507	M4007442M	536
K08LCFX	84	KH28L71X	257	M12742	534	M4008074	536
K10LCFX	84	KH28LX	257	M12A-B8LJ2-SSP	463	M4010074	536
K10SCFX	84	KH3/2-1/2X	258	M12A-C8L-25-SS	464	M4012074	536
K12LCFX	84	KH3/2-1/4X	258	M12A-F8L-50-SS	478	M4016074	536
K12SCFX	84	KH3/2-1X	258	M12A-V8LR-SS	463	M4018006X1M	535
K14SCFX	84	KH3/2-3/4X	258	M12LCFX	123	M4018008X1.5M	535
K15LCFX	84	KH3/2-3/8X	258	M12LEODURX	123	M4018008X1M	535
K16SCFX	84	KH3/471X	258	M12MSC1/2N-316	459	M4018010X1.5M	535
K18LCFX	84	KH3/ANPTX	258	M12RUM6-316	459	M4018010X1M	535
K20SCFX	84	KH3/4X	258	M12SCFX	123	M4018010X2M	535
K22LCFX	84	KH3/871X	258	M12SEODURX	123	M4018012X1.5M	535
K25SCFX	84	KH3/8NPTX	258	M14-6F80HG5S	184	M4018012X1M	535
K28LCFX	84	KH3/8X	258	M14742	534	M4018012X2M	535
K35LCFX	84	KH30SX	257	M14SCFX	123	M4018015X1.5M	535
K42LCFX	84	KH35LX	257	M14SEODURX	123	M4018015X2M	535
K4511SCR04B	377	KH38S71X	257	M15LCFX	123	M4018016X1.5M	535
K4511SCR11B	377	KH38SX	257	M15LEODURX	123	M4018016X2M	535
KD...KY		KH42LX	257	M16742	534	M4018018X1.5M	535
KDS10X	120	KL1026	342	M16-8F80HG5S	184	M4018018X2M	535
KDS12X	120	KL5510	342	M16SCFX	123	M4018020X2.5M	535
KDS14X	120	KL5511	342	M16SEODURX	123	M4018020X2M	535
KDS16X	120	KL5512	342	M18LCFX	123	M4018020X3M	535
KDS18X	120	KL5513	342	M18LEODURX	123	M4018022X2.5M	535
KDS22X	120	KL5514	342	M20SCFX	123	M4018025X2.5M	535
KDS27X	120	KL5515	342	M20SEODURX	123	M4018025X3M	535
KDS33X	120	KL5516	342	M22-10F80HG5S	184	M4018028X2.5M	535
KDS42X	120	KL5517	342	M22LCFX	123	M4018028X2M	535
KDS48X	120	KL5518	342	M22LEODURX	123	M4018030X2M	535
KH06LX	257	KL6020	342	M24742	534	M4018030X3M	535
KH08L71X	257	KL6022	342	M25SCFX	123	M4018030X4M	535
KH08LX	257	KY1126	342	M25SEODURX	123	M4018035X3M	535
KH08SX	257	KY1127	342	M27406	534	M4018038X3M	535
KH1/271X	258	KY6132	342	M27410	534	M4020074	536
KH1/2NPTX	258	KY6144	342	M27412	534	M42LCFX	123
KH1/2X	258	KY6145	342	M27414	534	M42LEODURX	123
KH1/471X	258	LS...LT		M27415	534	M6A-B6LJ2-SSP	463
KH1/4NPTX	258	LS01E400B12	495	M27416	534	M6A-C4L-25-SS	464
KH1/4X	258	LT01E400B12	495	M27418	534	M6A-F4L-50-SS	478
KH1/8X	258	MO...M6		M27420	534	M6A-V4LR-SS	463
KH10L71X	257	M0200	507	M27425	534	M6MSC1/4N-316	459
KH10LX	257	M0300	507	M27430	534	MA...MX	
KH10SX	257	M0400	507	M27432	534	MACH 7B	219
KH11/2NPTX	258	M04742	534	M28LCFX	123	MACH 7T	219
KH11/2X	258	M0500	507	M28LEODURX	123	MACH2-IA-B	218
KH11/471X	258	M05742	534	M30SCFX	123	MACH2-IA-P	218
KH11/4X	258	M06742	534	M30SEODURX	123	MACH4/715LB	219
KH12L71X	257	M06LCFX	123	M33005	354	MACH4/715LT	219
KH12LX	257	M06LEODURX	123	M35LCFX	123	M4V06LROMDCF	112



Alphanumeric Index

MAV06SROMDCF	112	N1200S	253	P1A-S020SS-0025	338	P2E-KV32C1	360
MAV08LROMDCF	112	N12X1.5/1-25	314	P1A-S025DS-0010	338	P2E-KV32D0	360
MAV08SROMDCF	112	N12X1/1-25	314	P1A-S025DS-0025	338	P2E-KV32D1	360
MAV1/2MA1CF	538	N14X1.5/1-25	314	P1A-S025DS-0050	338	P2E-KV34D0	360
MAV1/2MA3CF	540	N1600S	253	P1A-S025SS-0010	338	P2E-KV34D1	360
MAV1/4MA1CF	538	N16X1.5/1-25	314	P1A-S025SS-0025	338	P2FCA447	360
MAV1/4MA3CF	540	N400S	253	P1C-4KMB	345	P2FCA448	360
MAV10LROMDCF	112	N4X0.65/1-50	314	P1C-4KMF	345	P2FCB442	360
MAV10SROMDCF	112	N4X1/1-50	314	P1C-4KRC	345	P2FCB445	360
MAV12LROMDCF	112	N5X1/1-50	314	P1C-4KRS	345	P2FCB447	360
MAV12SROMDCF	112	N600S	253	P1C-4LMB	345	P2FCB448	360
MAVE06LRFC	112	N6X1/1-25	314	P1C-4LMF	345	P2FCB449	360
MAVE06SR1/4CF	112	N800S	253	P1C-4LRC	345	P2FCB451	360
MAVE06SRFC	112	N8X1/1-25	314	P1C-4LRS	345	P2FCB453	360
MAVE08LR71	112	OL...OR		P1C-4MMB	345	P2FCB457	360
MAVE08LRFC	112	OLK605	558	P1C-4MMF	345	P2LAX511EEHDB49	358
MAVE08SR1/4CF	112	OLK611	558	P1C-4MRC	345	P2LAX511EEHDDN	358
MAVE08SR71	112	OR12X2VITX	121	P1C-4MRS	345	P2LAX511EENDB49	357
MAVE08SRFC	112	OR20X2VITX	121	P1C-4NMB	345	P2LAX511EENDDN	357
MAVE10LR71	112	OR26X2VITX	121	P1C-4NMF	345	P2LAX511EENXB549	356
MAVE10LRFC	112	OR32X2.5VITX	121	P1C-4PNB	345	P2LAX511EENXXX	356
MAVE10SR1/4CF	112	OR4.5X1.5VITX	121	P1C-4PMF	345	P2LAX511ESHDB49	358
MAVE10SR71	112	OR6.5X1.5VITX	121	P1C-4PRC	345	P2LAX511ESHDDN	358
MAVE10SRFC	112	OR8.5X1.5VITX	121	P1C-4PRS	345	P2LAX511ESNDB49	357
MAVE12LR71	112	P1...P8		P1C-4QMB	345	P2LAX511ESNDDN	357
MAVE12LRFC	112	P17408	534	P1C-4QMF	345	P2LAX511ESNXXB549	356
MAVE12SR1/471	112	P17414	534	P1D-6KRN	340	P2LAX511ESNXXX	356
MAVE12SR1/4CF	112	P17418	534	P1D-6LRN	340	P2LAX511PP	355
MAVE12SR71	112	P17422	534	P1D-6MRN	340	P2LAX511PS	355
MAVE12SRFC	112	P17432	534	P1D-6NRN	340	P2LAX511VS	359
MAVMD1/2MA3CF	540	P17438	534	P1D-6PRN	340	P2LAX511VV	359
MAVMD1/4MA3CF	540	P1A-4CMB	343	P1D-6QRN	340	P2LAX61111	359
MBVG4-1/2	349	P1A-4CMF	344	P1D-6RRN	340	P2LAX61122	359
MBVG4-1/4	349	P1A-4CMT	344	P1D-S032MS-0025	340	P2LAX611EENDB49	357
MBVG4-3/8	349	P1A-4CRC	343	P1D-S032MS-0050	340	P2LAX611EENDDN	357
MC7REQ	297	P1A-4CRS	343	P1D-S032MS-0080	340	P2LAX611EENXB549	356
MC7RFBASE	297	P1A-4DMB	343	P1D-S032MS-0100	340	P2LAX611EENXXX	356
MC7RLCOVER	297	P1A-4DMF	344	P1D-S040MS-0025	340	P2LAX611PP	355
MC7RMBASE	297	P1A-4DMT	344	P1D-S040MS-0050	340	P2LAX71111	359
MC7RSACOVER	297	P1A-4DRC	343	P1D-S040MS-0080	340	P2LAX71122	359
MS0200N	507	P1A-4DRS	343	P1D-S040MS-0100	340	P2LAX711EENDB49	357
MS0300N	507	P1A-4HMB	343	P1D-S050MS-0025	340	P2LAX711EENDDN	357
MS0400N	507	P1A-4HMF	344	P1D-S050MS-0050	340	P2LAX711EENXB549	356
MS0500N	507	P1A-4HMT	344	P1D-S050MS-0080	340	P2LAX711EENXXX	356
MS0600N	507	P1A-4HRC	343	P1D-S050MS-0100	340	P2LAX711PP	355
MS0700N	507	P1A-4HRS	343	P1D-S063MS-0025	340	P2LAX81111	359
MS0800N	507	P1A-4JRC	343	P1D-S063MS-0050	340	P2LAX81122	359
MS0900N	507	P1A-4JRS	343	P1D-S063MS-0080	340	P2LAX811EENDB49	357
MS1000N	507	P1A-S010DS-0010	338	P1D-S063MS-0100	340	P2LAX811EENDDN	357
MS1100N	507	P1A-S010DS-0025	338	P1D-S080MS-0025	340	P2LAX811EENXB549	356
MS1200N	507	P1A-S010DS-0050	338	P1D-S080MS-0050	340	P2LAX811EENXXX	356
MV400S	254	P1A-S010SS-0010	338	P1D-S080MS-0080	340	P2LAX811PP	355
MV600S	254	P1A-S010SS-0025	338	P1D-S080MS-0100	340	P2LBX512EEHDB49	358
MV800S	254	P1A-S012DS-0010	338	P1D-S100MS-0025	340	P2LBX512EEHDDN	358
MVK12	254	P1A-S012DS-0025	338	P1D-S100MS-0050	340	P2LBX512EENDB49	357
MVK16	254	P1A-S012DS-0050	338	P1D-S100MS-0080	340	P2LBX512EENDDN	357
MVK4	254	P1A-S012SS-0010	338	P1D-S100MS-0100	340	P2LBX512EENXB549	356
MVK6	254	P1A-S012SS-0025	338	P1E	534	P2LBX512EENXXX	356
MVK8	254	P1A-S016DS-0010	338	P2E-KV31C0	360	P2LBX512ESHDB49	358
MX1518410X4	223	P1A-S016DS-0025	338	P2E-KV31C1	360	P2LBX512ESHDDN	358
MX1591410X4	223	P1A-S016DS-0050	338	P2E-KV31F0	360	P2LBX512ESNDB49	357
MXR8550	223	P1A-S016SS-0010	338	P2E-KV31F1	360	P2LBX512ESNDDN	357
MXR9550	223	P1A-S016SS-0025	338	P2E-KV31J0	360	P2LBX512ESNXXB549	356
MXR9560	223	P1A-S020DS-0010	338	P2E-KV31J1	360	P2LBX512ESNXXX	356
N1...N8		P1A-S020DS-0025	338	P2E-KV32B0	360	P2LBX512PP	355
N10X1.5/1-25	314	P1A-S020DS-0050	338	P2E-KV32B1	360	P2LBX512PS	355
N10X1/1-25	314	P1A-S020SS-0010	338	P2E-KV32C0	360	P2LBX512VS	359



Apex Fluid Power Ltd.

Alphanumeric Index

P2LBX61211	359	P2LDX514ESNDDN	357	P32CA14GEANGLNW	380	P32RA14BNGP	379
P2LBX61222	359	P2LDX514ESNXB549	356	P32CA14GEMNGLNW	380	P32RA14BNNP	379
P2LBX612EENDDB49	357	P2LDX514EENXXX	356	P32EA12EGABNGP	380	P32TA14PPN	385
P2LBX612EENDDN	357	P2LDX5144PP	355	P32EA12EGMBNGP	380	P32TA14SCNA2CN	385
P2LBX612EENXB549	356	P2LDX514PS	355	P32EA12ESABNGP	380	P32VA13LSAN	385
P2LBX612EENXXX	356	P2LDX514VS	359	P32EA12ESMBNGP	380	P32VA13LSBN	385
P2LBX612PP	355	P2LDX61411	359	P32EA13EGABNGP	380	P32VA14LSAN	385
P2LBX71211	359	P2LDX61422	359	P32EA13EGMBNGP	380	P32VA14LSBN	385
P2LBX71222	359	P2LDX614EENDDB49	357	P32EA13ESABNGP	380	P32YA12GEANGLNW	380
P2LBX712EENDDB49	357	P2LDX614EENDDN	357	P32EA13ESMBNGP	380	P32YA12GEMNGLNW	380
P2LBX712EENDDN	357	P2LDX614EENXB549	356	P32EA14EGABNGP	380	P32YA13GEANGLNW	380
P2LBX712EENXB549	356	P2LDX614EENXXX	356	P32EA14EGMBNGP	380	P32YA13GEMNGLNW	380
P2LBX712EENXXX	356	P2LDX6144PP	355	P32EA14ESABNGP	380	P32YA14GEANGLNW	380
P2LBX712PP	355	P2LDX71411	359	P32EA14ESMBNGP	380	P32YA14GEMNGLNW	380
P2LBX81211	359	P2LDX71422	359	P32FA12AGMN	379	P32YN12GEANGW	380
P2LBX81222	359	P2LDX714EENDDB49	357	P32FA12ASMN	379	P32YN12GEMNGW	380
P2LBX812EENDDB49	357	P2LDX714EENDDN	357	P32FA12DGAN	378	P32YN13GEANGW	380
P2LBX812EENDDN	357	P2LDX714EENXB549	356	P32FA12DGMN	378	P32YN13GEMNGW	380
P2LBX812EENXB549	356	P2LDX714EENXXX	356	P32FA12DSAN	378	P32YN14GEANGW	380
P2LBX812EENXXX	356	P2LDX7144PP	355	P32FA12DSMN	378	P32YN14GEMNGW	380
P2LBX812PP	355	P2LDX81411	359	P32FA12EGAN	378	P33CA14GEANGLNW	384
P2LCX513EEHDD49	358	P2LDX81422	359	P32FA12EGMN	378	P33CA14GEMNGLNW	384
P2LCX513EEHDDN	358	P2LDX814EENDDB49	357	P32FA12ESAN	378	P33CA16GEANGLNW	384
P2LCX513EENDDB49	357	P2LDX814EENDDN	357	P32FA12ESMN	378	P33CA16GEMNGLNW	384
P2LCX513EENDDN	357	P2LDX814EENXB549	356	P32FA13AGMN	379	P33EA14EGABNGP	384
P2LCX513EENXB549	356	P2LDX814EENXXX	356	P32FA13ASMN	379	P33EA14EGMBNGP	384
P2LCX513EENXXX	356	P2LDX8144PP	355	P32FA13DGAN	378	P33EA14ESABNGP	384
P2LCX513ESHDD49	358	P31CA12GEBNTLNW	376	P32FA13DGMN	378	P33EA14ESMBNGP	384
P2LCX513ESHDDN	358	P31CA12GEMNTLNW	376	P32FA13DSAN	378	P33EA16EGABNGP	384
P2LCX513ESNDD49	357	P31EA12EGBBNTP	376	P32FA13DSMN	378	P33EA16GEMBNGP	384
P2LCX513ESNDDN	357	P31EA12EGMBNTP	376	P32FA13EGAN	378	P33EA16ESABNGP	384
P2LCX513ESNXB549	356	P31EA12EMBBNTP	376	P32FA13EGMN	378	P33EA16ESMBNGP	384
P2LCX513ESNXXX	356	P31EA12EMMBNTP	376	P32FA13ESAN	378	P33FA14AGMN	383
P2LCX513PP	355	P31FA12AGMN	374	P32FA13ESMN	378	P33FA14ASMN	383
P2LCX513PS	355	P31FA12AMMN	374	P32FA14AGMN	379	P33FA14DGAN	382
P2LCX513VS	359	P31FA12CGBN	374	P32FA14ASMN	379	P33FA14DGMN	382
P2LCX61311	359	P31FA12CGMN	374	P32FA14DGAN	378	P33FA14DSAN	382
P2LCX61322	359	P31FA12CMBN	374	P32FA14DGMN	378	P33FA14DSMN	382
P2LCX613EENDDB49	357	P31FA12CMMN	374	P32FA14DSAN	378	P33FA14EGAN	382
P2LCX613EENDDN	357	P31FA12EGBN	374	P32FA14DSMN	378	P33FA14EGMN	382
P2LCX613EENXB549	356	P31FA12EGMN	374	P32FA14EGAN	378	P33FA14ESAN	382
P2LCX613EENXXX	356	P31FA12EMBN	374	P32FA14EGMN	378	P33FA14ESMN	382
P2LCX613PP	355	P31FA12EMMN	374	P32FA14ESAN	378	P33FA16AGMN	383
P2LCX71311	359	P31HA12BNNP	376	P32FA14ESMN	378	P33FA16ASMN	383
P2LCX71322	359	P31KA00CB	386	P32HA12BNNP	381	P33FA16DGMN	382
P2LCX713EENDDB49	357	P31KA00MM	386	P32HA13BNNP	381	P33FA16DGMN	382
P2LCX713EENDDN	357	P31KA00MR	386	P32HA14BNNP	381	P33FA16DSAN	382
P2LCX713EENXB549	356	P31KA00MT	386	P32KA00CB	386	P33FA16DSMN	382
P2LCX713EENXXX	356	P31KA00MW	386	P32KA00MB	386	P33FA16EGAN	382
P2LCX713PP	355	P31KA12CP	386	P32KA00ML	386	P33FA16EGMN	382
P2LCX81311	359	P31KA13CP	386	P32KA00MM	386	P33FA16ESAN	382
P2LCX81322	359	P31LA12LGNM	375	P32KA00MR	386	P33FA16ESMN	382
P2LCX813EENDDB49	357	P31LA12LMNN	375	P32KA00MT	386	P33KA00ML	386
P2LCX813EENDDN	357	P31MA12022N	385	P32KA12CP	386	P33KA00MM	386
P2LCX813EENXB549	356	P31RA12BNNP	375	P32KA13CP	386	P33KA00MR	386
P2LCX813EENXXX	356	P31RA12BNTP	375	P32KA14CP	386	P33LA14LGNM	384
P2LCX813PP	355	P31TA12PPN	385	P32KA16CP	386	P33LA14LSNN	384
P2LDX514EEHDD49	358	P31TA12SGNC2CN	385	P32LA12LGNM	379	P33LA16LGNM	384
P2LDX514EEHDDN	358	P31VA12LSAN	385	P32LA12LSNN	379	P33LA16LSNN	384
P2LDX514EENDDB49	357	P31YA12GEBNTLNW	376	P32LA13LGNM	379	P33MA16024N	385
P2LDX514EENDDN	357	P31YA12GEMNTLNW	376	P32LA13LSNN	379	P33RA14BNGP	383
P2LDX514EENXB549	356	P31YN12GEBNTW	376	P32LA14LGNM	379	P33RA14BNNP	383
P2LDX514EENXXX	356	P31YN12GEMNTW	376	P32LA14LSNN	379	P33RA16BNGP	383
P2LDX514ESHDD49	358	P32CA12GEANGLNW	380	P32RA12BNGP	379	P33RA16BNNP	383
P2LDX514ESHDDN	358	P32CA12GEMNGLNW	380	P32RA12BNNP	379	P33VA16LSAN	385
P2LDX514ESNDD49	357	P32CA13GEANGLNW	380	P32RA13BNGP	379	P33VA16LSBN	385
P2LDX514ESNDD49	357	P32CA13GEMNGLNW	380	P32RA13BNNP	379	P33YA14GEANGLNW	384



Alphanumeric Index

P33YA14GEMNGLNW	384	PFE-251-P	208	PR1061360	393	PR1360240	403
P33YA16GEANGLNW	384	PFE-371-P	208	PR1061370	393	PR1360250	403
P33YA16GEMNGLNW	384	PFE-501-P	208	PR1061380	393	PR1360260	401
P33YN14GEANGW	384	PFE-621-P	208	PR1061390	393	PR1360270	401
P33YN14GEMNGW	384	PFE-751-P	208	PR1061400	393	PR1360300	401
P33YN16GEANGW	384	PFF296	451	PR1061410	393	PR1360310	402
P33YN16GEMNGW	384	PFF297	451	PR1061420	393	PR1360320	402
P3D-KAB1ALN	377	PFF310GS	197	PR1061430	393	PR1360330	402
P3D-KAB1ANN	377	PFF310GSM	197	PR1061440	393	PR1360340	402
P3D-KAB1AYN	377	PFF310GSU	197	PR1061450	393	PR1360350	402
P4Q-BA12	354	PFF312GS	197	PR1061460	393	PR1360360	403
P4Q-BA13	354	PFF312GSM	197	PR1061470	393	PR1360370	403
P4Q-CA14	354	PFF312GSU	197	PR1061480	393	PR1360380	400
P4Q-CA16	354	PFF32GS	197	PR1061490	393	PR1360390	400
P6G-ERB2040	381	PFF32GSM	197	PR1061500	393	PR1360400	401
P6G-ERB2110	381	PFF32GSU	197	PR1061510	393	PR1360410	401
P6G-ERB2200	381	PFF33GS	197	PR1061520	393	PR1360401	401
P6M-BAA2	353	PFF33GSM	197	PR1061530	393	PR1360420	401
P6M-PAB1	353	PFF33GSU	197	PR1061540	393	PR1360430	403
P6M-PAB2	353	PFF34GS	197	PR1061550	393	PR1360440	403
P6M-PAB3	353	PFF34GSM	197	PR1061560	393	PR1360460	401
P6M-PAB4	353	PFF34GSU	197	PR1061570	393	PR1360470	401
P6M-PAB6	353	PFF35GS	197	PR1240100	398	PR1360480	401
P6M-PAB8	353	PFF35GSM	197	PR1240110	398	PR1360490	402
P6M-PAC5	353	PFF35GSU	197	PR1240120	398	PR1360500	401
P8C-D	359	PFF36GS	197	PR1240130	398	PR1360510	402
P8S-GPFLX	339	PFF36GSM	197	PR1240140	398	PR1360520	402
P8S-GSFLX	339	PFF36GSU	197	PR1240150	398	PR1360530	402
P8S-TMC01	344	PFF38GS	197	PR1240160	398	PR1360540	402
PA...PZ		PFF38GSM	197	PR1240170	398	PR1360550	403
PA67920-0005	341	PFF38GSU	197	PR1240180	398	PR1360560	403
PA67920-0010	341	PFF63GS	197	PR1240190	398	PR1360570	403
PA67920-0015	341	PFF63GSM	197	PR1240200	398	PR1360580	400
PA67920-0020	341	PFF63GSU	197	PR1240210	398	PR1360590	400
PA67920-0025	341	PFF64GS	197	PR1240220	398	PR1360600	401
PA67920-0030	341	PFF64GSM	197	PR1240230	398	PR1360601	401
PA67920-0040	341	PFF64GSU	197	PR1240240	398	PR1360610	401
PA67930-0005	341	PFF65GS	197	PR1240250	398	PR1360620	401
PA67930-0010	341	PFF65GSM	197	PR1240260	398	PR1360630	403
PA67930-0015	341	PFF65GSU	197	PR1240270	398	PR1360640	403
PA67930-0020	341	PFF66GS	197	PR1240280	398	PR1360650	403
PA67930-0025	341	PFF66GSM	197	PR1240290	399	PR1360660	401
PA67930-0030	341	PFF66GSU	197	PR1240300	399	PR1360680	401
PA67930-0040	341	PG-038	504	PR1240310	399	PR1360690	402
PA67940-0005	341	PG-050	504	PR1240320	399	PR1360700	400
PA67940-0010	341	PG-062	504	PR1240330	399	PR1360710	400
PA67940-0015	341	PG-075	504	PR1240340	399	PR1360720	401
PA67940-0020	341	PG-088	504	PR1240350	399	PR1360730	402
PA67940-0025	341	PG-100	504	PR1240360	399	PR1360740	402
PA67940-0030	341	PG-119	504	PR1240370	399	PR1360750	402
PA67940-0040	341	PG-138	504	PR1240380	399	PR1360760	402
PA67940-0050	341	PG-188	504	PR1240390	399	PR1360770	402
PA67950-0005	341	PGB0631100	555	PR1360100	401	PR1360780	403
PA67950-0010	341	PGB0631250	555	PR1360110	402	PR1360790	403
PA67950-0015	341	PGB0631400	555	PR1360120	402	PR1360800	400
PA67950-0020	341	PGC0631100	555	PR1360130	402	PR1360810	400
PA67950-0025	341	PGC0631250	555	PR1360140	402	PR1360820	401
PA67950-0030	341	PGC0631400	555	PR1360150	403	PR1360821	400
PA67950-0040	341	PGF0631100	555	PR1360160	403	PR1360830	401
PA67950-0050	341	PGF0631250	555	PR1360170	403	PR1360840	401
PCCM400S	254	PGF0631400	555	PR1360180	400	PR1360850	403
PCCM600S	254	PR1061300	393	PR1360190	400	PR1360860	403
PCCM800S	254	PR1061310	393	PR1360200	401	PR1360870	403
PCM400S	254	PR1061320	393	PR1360201	401	PR1360880	401
PCM600S	254	PR1061330	393	PR1360210	401	PR1360890	401
PCM800S	254	PR1061340	393	PR1360220	401	PR1360910	402
PFE-1001-P	208	PR1061350	393	PR1360230	403	PR1361010	401



Apex Fluid Power Ltd.

Alphanumeric Index

PR1361020	401	PR1372150	394	PR1690780	398	PR2091010	396
PR1361030	401	PR1372160	394	PR1690790	398	PR2091015	396
PR1361060	403	PR1372170	394	PR1690800	398	PR2091020	396
PR1361090	401	PR1372180	394	PR1690810	398	PR2091030	396
PR1361110	401	PR1372190	394	PR1690900	397	PR2091040	396
PR1361120	401	PR1372200	394	PR1690910	397	PR2091050	396
PR1361130	401	PR1372210	394	PR1690920	397	PR2091060	396
PR1361140	402	PR1372220	394	PR1690930	397	PR2091070	396
PR1361150	402	PR1372230	394	PR1690940	397	PR2091080	396
PR1361160	403	PR1372240	394	PR1690950	397	PR2091090	396
PR1361170	403	PR1372250	394	PR1690960	397	PR2091100	396
PR1361190	401	PR1372260	394	PR1690970	397	PR2091110	396
PR1361195	401	PR1372300	394	PR1690980	397	PR2091115	395
PR1361210	401	PR1372310	394	PR1690990	397	PR2091116	395
PR1361220	401	PR1372320	394	PR1691000	397	PR2091120	395
PR1361230	401	PR1372330	394	PR1691010	397	PR2091130	395
PR1361240	402	PR1372340	394	PR2090100	396	PR2091135	395
PR1361250	402	PR1372350	394	PR2090110	396	PR2091140	395
PR1361260	403	PR1372360	394	PR2090115	396	PR2091150	395
PR1361270	403	PR1372370	394	PR2090120	396	PR2091160	395
PR1361290	401	PR1372380	394	PR2090130	396	PR2091170	395
PR1361295	401	PR1372390	394	PR2090140	396	PR2091180	395
PR1361310	401	PR1372400	394	PR2090150	396	PR2091190	395
PR1361340	402	PR1690100	397	PR2090160	396	PR2091200	395
PR1361350	402	PR1690110	398	PR2090170	396	PR2091210	395
PR1361360	403	PR1690120	398	PR2090180	396	PR2091220	395
PR1370120	394	PR1690130	398	PR2090190	396	PR2091230	395
PR1370130	394	PR1690140	398	PR2090210	396	PR2091235	396
PR1370140	394	PR1690150	398	PR2090220	395	PR2091236	396
PR1370150	394	PR1690160	398	PR2090230	395	PR2091240	396
PR1370160	393	PR1690170	398	PR2090240	395	PR2091250	396
PR1370170	393	PR1690180	398	PR2090250	396	PR2091255	396
PR1370180	393	PR1690190	398	PR2090260	396	PR2091260	396
PR1370190	393	PR1690200	398	PR2090270	396	PR2091270	396
PR1370300	393	PR1690210	398	PR2090280	396	PR2091280	396
PR1370310	394	PR1690300	397	PR2090290	395	PR2091290	396
PR1370320	394	PR1690310	397	PR2090300	395	PR2091300	396
PR1370330	394	PR1690320	397	PR2090310	395	PR2091310	396
PR1370340	394	PR1690330	397	PR2090320	395	PR2091320	396
PR1370350	394	PR1690340	397	PR2090340	396	PR2091330	396
PR1370360	393	PR1690350	397	PR2090350	395	PR2091340	396
PR1370370	393	PR1690360	397	PR2090360	395	PR2091350	396
PR1370380	393	PR1690370	397	PR2090361	395	PR2091355	394
PR1370390	393	PR1690380	397	PR2090370	395	PR2091356	394
PR1370500	393	PR1690390	397	PR2090380	395	PR2091360	394
PR1370510	394	PR1690400	397	PR2090390	395	PR2091370	394
PR1370520	394	PR1690410	397	PR2090400	395	PR2091375	394
PR1370530	394	PR1690500	397	PR2090410	395	PR2091380	394
PR1370540	394	PR1690510	397	PR2090420	395	PR2091390	394
PR1370550	394	PR1690520	397	PR2090430	395	PR2091400	395
PR1370555	393	PR1690530	397	PR2090440	395	PR2091410	395
PR1370556	393	PR1690540	397	PR2090450	395	PR2091420	395
PR1370560	393	PR1690550	397	PR2090563	396	PR2091430	395
PR1370570	393	PR1690560	397	PR2090565	396	PR2091440	395
PR1370580	393	PR1690570	397	PR2090566	396	PR2091450	395
PR1372000	394	PR1690580	397	PR2090570	397	PR2091460	395
PR1372010	394	PR1690590	397	PR2090580	397	PR2091470	395
PR1372020	394	PR1690600	397	PR2090588	397	PR2759Q	240
PR1372030	394	PR1690610	397	PR2090590	397	PR2760Q	240
PR1372040	394	PR1690700	398	PR2090600	396	PR2798Q	240
PR1372050	394	PR1690710	398	PR2090610	396	PR2831Q	229
PR1372060	394	PR1690720	398	PR2090620	396	PR2832Q	229
PR1372070	394	PR1690730	398	PR2090630	396	PR2834Q	229
PR1372080	394	PR1690740	398	PR2090640	396	PR2835Q	229
PR1372090	394	PR1690750	398	PR2090980	396	PR2838Q	229
PR1372100	394	PR1690760	398	PR2090990	396	PR2839Q	229
PR1372110	394	PR1690770	398	PR2091000	396	PR2840Q	229



Alphanumeric Index

PR2841Q.....	229	PR3180Q.....	226	PR4530Q.....	230	PS321018.....	474
PR2842Q.....	229	PR3181Q.....	226	PR4531Q.....	230	PS321019.....	474
PR2843Q.....	229	PR3182Q.....	226	PR4532Q.....	230	PS321020.....	474
PR2847Q.....	229	PR3183Q.....	226	PR4533Q.....	230	PS321021.....	474
PR2848Q.....	229	PR3201Q.....	226	PR4534Q.....	230	PS321022.....	474
PR2849Q.....	229	PR3202Q.....	226	PR4535Q.....	230	PS321023.....	474
PR2850Q.....	229	PR3203Q.....	226	PR4536Q.....	230	PS321024.....	474
PR2851Q.....	229	PR3204Q.....	226	PR4537Q.....	230	PS322001.....	475
PR2855Q.....	229	PR3209Q.....	226	PR4538Q.....	230	PS322002.....	475
PR2856Q.....	229	PR3210Q.....	227	PR4539Q.....	230	PS322003.....	475
PR2857Q.....	229	PR3211Q.....	227	PR4540Q.....	230	PS322004.....	475
PR2858Q.....	229	PR3212Q.....	227	PR4541Q.....	230	PS322005.....	475
PR2859Q.....	229	PR3435Q.....	240	PR4542Q.....	230	PS322006.....	475
PR2863Q.....	229	PR3436Q.....	240	PR4543Q.....	230	PS322007.....	475
PR2864Q.....	229	PR3437Q.....	240	PRS4-1/2.....	310	PS322008.....	475
PR2865Q.....	229	PR3438Q.....	240	PRS4-1/4.....	310	PS322009.....	475
PR2866Q.....	229	PR3440Q.....	240	PRS4-1/8.....	310	PS322010.....	475
PR2867Q.....	229	PR3441Q.....	240	PRS4-3/8.....	310	PS322011.....	475
PR2871Q.....	229	PR3444Q.....	240	PS221001.....	466	PS322012.....	475
PR2872Q.....	229	PR3446Q.....	240	PS221002.....	466	PS322013.....	475
PR2873Q.....	229	PR3455Q.....	240	PS221003.....	466	PS322014.....	475
PR2874Q.....	229	PR3456Q.....	240	PS221004.....	466	PS322015.....	475
PR2875Q.....	229	PR4344Q.....	240	PS221005.....	466	PS322016.....	475
PR3031Q.....	226	PR4345Q.....	240	PS221006.....	466	PS322017.....	475
PR3032Q.....	226	PR4374Q.....	229	PS221007.....	466	PS322018.....	475
PR3033Q.....	226	PR4375Q.....	229	PS221008.....	466	PS322019.....	475
PR3034Q.....	226	PR4376Q.....	229	PS221009.....	466	PS322020.....	475
PR3035Q.....	226	PR4377Q.....	229	PS221010.....	466	PS322021.....	475
PR3036Q.....	226	PR4379Q.....	229	PS221011.....	466	PS322022.....	475
PR3037Q.....	226	PR4380Q.....	229	PS221012.....	466	PS322023.....	475
PR3038Q.....	226	PR4381Q.....	229	PS221013.....	466	PS322024.....	475
PR3056Q.....	226	PR4455Q.....	240	PS221014.....	466	PS341001.....	476
PR3057Q.....	226	PR4456Q.....	240	PS221015.....	466	PS341002.....	476
PR3058Q.....	226	PR4459Q.....	240	PS221016.....	466	PS341003.....	476
PR3059Q.....	226	PR4460Q.....	240	PS221017.....	467	PS341004.....	476
PR3064Q.....	226	PR4465.....	225	PS221018.....	467	PS390407.....	469
PR3065Q.....	226	PR4466.....	225	PS221019.....	467	PS390472.....	469
PR3066Q.....	226	PR4467.....	225	PS221020.....	467	PS390552.....	469
PR3067Q.....	226	PR4468.....	225	PS221021.....	467	PS390553.....	469
PR3085Q.....	226	PR4469.....	225	PS221022.....	467	PS390657.....	469
PR3086Q.....	226	PR4471.....	225	PS221023.....	467	PS390659.....	469
PR3087Q.....	226	PR4472.....	225	PS221024.....	467	PS390815.....	469
PR3088Q.....	226	PR4475.....	225	PS221025.....	467	PS390816.....	469
PR3093Q.....	226	PR4476.....	225	PS221026.....	467	PS390817.....	469
PR3094Q.....	226	PR4500Q.....	229	PS221027.....	467	PS390818.....	469
PR3095Q.....	226	PR4501Q.....	229	PS221028.....	467	PS390819.....	469
PR3096Q.....	226	PR4503Q.....	229	PS221029.....	467	PS390820.....	469
PR3114Q.....	226	PR4504Q.....	229	PS221030.....	467	PS390821.....	469
PR3115Q.....	226	PR4506Q.....	229	PS221031.....	467	PS390822.....	469
PR3116Q.....	226	PR4507Q.....	229	PS221032.....	467	PS390823.....	469
PR3117Q.....	226	PR4509Q.....	229	PS321001.....	474	PS390824.....	469
PR3122Q.....	226	PR4510Q.....	229	PS321002.....	474	PS390825.....	469
PR3123Q.....	226	PR4511Q.....	229	PS321003.....	474	PS390826.....	469
PR3124Q.....	226	PR4514Q.....	229	PS321004.....	474	PS390914.....	469
PR3125Q.....	226	PR4515Q.....	229	PS321005.....	474	PS390917.....	469
PR3143Q.....	226	PR4518Q.....	229	PS321006.....	474	PS393519.....	470
PR3144Q.....	226	PR4519Q.....	229	PS321007.....	474	PS393520.....	470
PR3145Q.....	226	PR4520Q.....	229	PS321008.....	474	PS393521.....	470
PR3146Q.....	226	PR4521Q.....	229	PS321009.....	474	PS393522.....	470
PR3151Q.....	226	PR4522Q.....	230	PS321010.....	474	PS393523.....	470
PR3152Q.....	226	PR4523Q.....	230	PS321011.....	474	PS393524.....	470
PR3153Q.....	226	PR4524Q.....	230	PS321012.....	474	PS393525.....	470
PR3154Q.....	226	PR4525Q.....	230	PS321013.....	474	PS393526.....	470
PR3172Q.....	226	PR4526Q.....	230	PS321014.....	474	PS393527.....	468
PR3173Q.....	226	PR4527Q.....	230	PS321015.....	474	PS393528.....	468
PR3174Q.....	226	PR4528Q.....	230	PS321016.....	474	PS393529.....	468
PR3175Q.....	226	PR4529Q.....	230	PS321017.....	474	PS393540.....	470



Apex Fluid Power Ltd.

Alphanumeric Index

PS393541	470	PS475471W	472	PS-B-17	505	PU10/060/DV	364
PS393542	470	PS475479W	471	PS-B-22	505	PU12/075/DV	364
PS393543	470	PS475500W	471	PS-B-33	505	PWA-L1444	352
PS393544	470	PS475501W	471	PS-B-35	505	PWA-L1466	352
PS393545	470	PS475502W	471	PS-B-37	505	PWA-L1488	352
PS393546	470	PS475503W	471	PS-B-39	505	PXC-X14	353
PS393547	470	PS475504W	472	PS-B-45	505	PZC-S1006	353
PS393548	468	PS475505W	472	PS-B-47	505	PZC-S1008	353
PS393549	468	PS475506W	472	PSR06LX	124	QH...	
PS393550	468	PS475507W	472	PSR08LX	124	QHPA13-D6X2-B	216
PS393551	468	PS475508W	472	PSR10LX	124	QHPA13-D6X3-B	216
PS393552	468	PS475509W	472	PSR12LX	124	QHPA13-D7X3-B	216
PS393553	468	PS475510W	472	PSR14SX	124	QHPA13-D7X4-B	216
PS393554	468	PS475511W	472	PSR15LX	124	QHPA13-DC	217
PS393555	468	PS475512W	472	PSR16SX	124	QHPA13-F4B3	216
PS393556	468	PS475513W	472	PSR18LX	124	QHPA13-G4X3-B	217
PS393557	468	PS475514W	472	PSR20SX	124	QHPA14-D6X4-B	216
PS393558	468	PS475515W	472	PSR22LX	124	QHPA14-D6X5-B	216
PS393559	468	PS475516W	472	PSR25SX	124	QHPA14-D7X5-B	216
PS393580	468	PS475517W	473	PSR28LX	124	QHPA14-D7X6-B	216
PS393581	468	PS475518W	473	PSR30SX	124	QHPA14-DC	217
PS393582	468	PS475519W	473	PSR35LX	124	QHPA14-F4B4	216
PS393583	468	PS475520W	473	PSR38SX	124	QHPA14-G4X4-B	217
PS393584	468	PS475521W	473	PSR42LX	124	QHPA16-D6X6-B	216
PS393585	468	PS475522W	473	PTB-10M	532	QHPA16-D6X7-B	216
PS393586	468	PS475523W	473	PTB-12M	532	QHPA16-D7X7-B	216
PS393587	468	PS475524W	473	PTB-4T	532	QHPA16-D7X8-B	216
PS393588	468	PS475525W	473	PTB-6M	532	QHPA16-DC	217
PS397107	465	PS475526W	473	PTB-6T	532	QHPA16-G4X6-B	217
PS397109	465	PS475527W	473	PTB-8M	532	QHPA16-G4X8-B	217
PS397111	465	PS475528W	473	PTB-8T	532	QHPA18-D7X9-B	216
PS397113	465	PS475538W	471	PTC	527	QHPA18-DC	217
PS397115	465	PS475539W	471	PTF4-1/2	308	QHPA53-D6X2-B	216
PS397117	465	PS475540W	471	PTF4-1/4	308	QHPA53-D6X3-B	216
PS397119	465	PS475541W	471	PTF4-1/8	308	QHPA53-D7X3-B	216
PS397129	465	PS475542W	471	PTF4-3/8	308	QHPA53-D7X4-B	216
PS397131	465	PS475543W	471	PTF4PB10-1/2	308	QHPA53-DP	217
PS397133	465	PS475544W	471	PTF4PB10-1/4	308	QHPA53-E6X2-B	216
PS397134	465	PS475545W	472	PTF4PB10-3/8	308	QHPA53-E6X3-B	216
PS397135	465	PS475546W	472	PTF4PB12-3/8	308	QHPA53-E7X4-B	216
PS397136	465	PS475547W	472	PTF4PB4-1/8	308	QHPA53-F4B3-B	216
PS397137	465	PS475548W	472	PTF4PB6-1/4	308	QHPA53-G4X3-B	217
PS397139	465	PS475549W	472	PTF4PB6-1/8	308	QHPA54-D6X4-B	216
PS397141	465	PS475550W	472	PTF4PB6-3/8	308	QHPA54-D6X5-B	216
PS475088W	472	PS475551W	472	PTF4PB8-1/4	308	QHPA54-D7X5-B	216
PS475089W	472	PS475552W	473	PTF4PB8-1/8	308	QHPA54-D7X6-B	216
PS475090W	472	PS475553W	473	PTF4PB8-3/8	308	QHPA54-DP	217
PS475091W	472	PS475554W	473	PTF8PB4M5	308	QHPA54-E6X4-B	216
PS475093W	472	PS475555W	473	PTF8PB6M5	308	QHPA54-E6X5-B	216
PS475243W	471	PS475600W	477	PTFC8PK4-M5	309	QHPA54-E7X6-B	216
PS475251W	471	PS475601W	477	PTFC8PK6-M5	309	QHPA54-F4B4-B	216
PS475261W	471	PS475602W	477	PTFIPK10	309	QHPA54-G4X4-B	217
PS475267W	471	PS475603W	477	PTFIPK12	309	QHPA56-D6X6-B	216
PS475276W	471	PS475604W	477	PTFIPK4	309	QHPA56-D6X7-B	216
PS475366W	471	PS475605W	477	PTFIPK6	309	QHPA56-D7X7-B	216
PS475369W	471	PS475606W	477	PTFIPK8	309	QHPA56-D7X8-B	216
PS475372W	471	PS475607W	477	PTFLC4PK10-1/4	309	QHPA56-DP	217
PS475406W	471	PS475608W	477	PTFLC4PK10-3/8	309	QHPA56-E6X6-B	216
PS475407W	471	PS475609W	477	PTFLC4PK12-1/2	309	QHPA56-E7X7-B	216
PS475408W	471	PS475610W	477	PTFLC4PK4-1/8	309	QHPA56-E7X8-B	216
PS475416W	472	PS475611W	477	PTFLC4PK6-1/4	309	QHPA56-G4X6-B	217
PS475417W	472	PS475612W	477	PTFLC4PK6-1/8	309	QHPA56-G4X8-B	217
PS475425W	471	PS475613W	477	PTFLC4PK8-1/4	309	QHPA58-D7X9-B	216
PS475428W	471	PS475614W	477	PTFLC4PK8-1/8	309	QHPA58-DP	217
PS475432W	471	PS475615W	477	PTFLC4PK8-3/8	309	QHPA58-E7X9-B	216
PS475469W	471	PS-B-13	505	PTFLM8PK4-M5	310	RO...R9	
PS475470W	471	PS-B-15	505	PTFLM8PK6-M5	310	RO4X0.5CF	221



Alphanumeric Index

R04X0.75CF	221	R20X2CF	222	R63PK8-1/8	289	RED06L/04LLOMDCF	113
R04X171	221	R20X3.5CF	222	R63PK8-3/8	289	RED08/06LOMDCF	113
R04X1CF	221	R20X371	222	R63PMK6-1/8	296	RED08/06SOMDCF	114
R05X1CF	221	R20X3CF	222	R64PK10-1/4	287	RED10/06LOMDCF	113
R06X0.75CF	221	R20X4CF	222	R64PK10-3/8	287	RED10/06SOMDCF	114
R06X1.571	221	R22X1.571	222	R64PK12-1/4	287	RED10/08LOMDCF	113
R06X1.5CF	221	R22X1.5CF	222	R64PK12-3/8	287	RED10/08SOMDCF	114
R06X171	221	R22X2.5CF	222	R64PK14-1/2	287	RED12/06LOMDCF	113
R06X1CF	221	R22X271	222	R64PK4-1/8	287	RED12/06SOMDCF	114
R06X2.25CF	221	R22X2CF	222	R64PK6-1/4	287	RED12/08LOMDCF	113
R06X2CF	221	R22X3CF	222	R64PK6-1/8	287	RED12/08SOMDCF	114
R08X1.571	221	R25X2.571	222	R64PK8-1/4	287	RED12/10LOMDCF	113
R08X1.5CF	221	R25X2.5CF	222	R64PK8-1/8	287	RED12/10SOMDCF	114
R08X171	221	R25X2CF	222	R64PMK6-1/4	296	RED14/06SOMDCF	114
R08X1CF	221	R25X371	222	R64PMK6-1/8	296	RED14/08SOMDCF	114
R08X2.5CF	221	R25X3CF	222	R68PK4M5	290	RED14/10SOMDCF	114
R08X2CF	221	R25X4CF	222	R68PK6M5	290	RED14/12SOMDCF	114
R10X1.571	221	R260P	451	R90P	451	RED15/06LOMDCF	113
R10X1.5CF	221	R28X1.571	222	R90P-D-MAX-KIT	451	RED15/08LOMDCF	113
R10X171	221	R28X1.5CF	222	R90T	451	RED15/10LOMDCF	113
R10X1CF	221	R28X2.5CF	222	RA...RV		RED15/12LOMDCF	113
R10X2.5CF	221	R28X271	222	RAP006.4X	511	RED16/06SOMDCF	114
R10X271	221	R28X2CF	222	RAP006X	511	RED16/08SOMDCF	114
R10X2CF	221	R28X3CF	222	RAP008X	511	RED16/10SOMDCF	114
R10X3CF	221	R30X2.571	222	RAP009.5X	511	RED16/12SOMDCF	114
R120P	451	R30X2.5CF	222	RAP010X	511	RED16/14SOMDCF	114
R120T	451	R30X2CF	222	RAP012X	511	RED16S/15LOMDCF	114
R12X1.5CF	221	R30X371	222	RAP106.4X	511	RED18/06LOMDCF	113
R12X1CF	221	R30X3CF	222	RAP106X	511	RED18/08LOMDCF	113
R12X2.5CF	221	R30X471	222	RAP108X	511	RED18/10LOMDCF	113
R12X2CF	221	R30X4CF	222	RAP109.5X	511	RED18/12LOMDCF	113
R12X3.5CF	221	R30X5CF	222	RAP110X	511	RED18/15LOMDCF	113
R12X3CF	221	R35X2.5CF	222	RAP112X	511	RED18L/16SOMDCF	113
R14X1.571	221	R35X271	222	RAP212.7X	511	RED20/06SOMDCF	114
R14X1.5CF	221	R35X2CF	222	RAP213.5X	511	RED20/08SOMDCF	114
R14X2.571	221	R35X3CF	222	RAP214X	511	RED20/10SOMDCF	114
R14X2.5CF	221	R35X4CF	222	RAP215X	511	RED20/12SOMDCF	114
R14X271	221	R38X2.5CF	222	RAP216X	511	RED20/14SOMDCF	114
R14X2CF	221	R38X3CF	222	RAP217.2X	511	RED20/16SOMDCF	114
R14X3CF	221	R38X471	222	RAP218X	511	RED20S/15LOMDCF	114
R15X1.571	221	R38X4CF	222	RAP319X	511	RED20S/18LOMDCF	114
R15X1.5CF	221	R38X5CF	222	RAP320X	511	RED22/06LOMDCF	113
R15X171	221	R38X6CF	222	RAP321.3X	511	RED22/08LOMDCF	113
R15X1CF	221	R38X7CF	222	RAP322X	511	RED22/10LOMDCF	113
R15X271	221	R3BMB10-1/4	299	RAP323X	511	RED22/12LOMDCF	113
R15X2CF	221	R3BMB10-3/8	299	RAP325X	511	RED22/15LOMDCF	113
R160T	451	R3BMB12-1/2	299	RAP426.9X	511	RED22/18LOMDCF	113
R16X1.571	221	R3BMB12-3/8	299	RAP428X	511	RED22L/16SOMDCF	113
R16X1.5CF	221	R3BMB16-1/2	299	RAP430X	511	RED22L/20SOMDCF	113
R16X2.571	221	R3BMB6-1/4	299	RAP532X	511	RED25/06SOMDCF	114
R16X2.5CF	221	R3BMB6-1/8	299	RAP533.7X	511	RED25/08SOMDCF	114
R16X271	221	R3BMB8-1/4	299	RAP535X	511	RED25/10SOMDCF	114
R16X2CF	221	R42X271	222	RAP538X	511	RED25/12SOMDCF	114
R16X371	221	R42X2CF	222	RAP540X	511	RED25/14SOMDCF	114
R16X3CF	221	R42X371	222	RAP542X	511	RED25/16SOMDCF	114
R18X1.571	221	R42X3CF	222	RAP645X	511	RED25/20SOMDCF	114
R18X1.5CF	221	R42X4CF	222	RAP648X	511	RED25S/18LOMDCF	114
R18X1CF	221	R60P-D-MAX-KIT	451	RAP650.8X	511	RED25S/22LOMDCF	114
R18X2.5CF	221	R63PK10-1/4	289	RAP650X	511	RED28/06LOMDCF	113
R18X271	221	R63PK10-3/8	289	RAP652X	511	RED28/08LOMDCF	113
R18X2CF	221	R63PK12-1/2	289	RAP655X	511	RED28/10LOMDCF	113
R18X3CF	222	R63PK12-3/8	289	RAP657X	511	RED28/12LOMDCF	113
R20P	451	R63PK4-1/4	289	RC30E50B12	487	RED28/15LOMDCF	113
R20X1.5CF	222	R63PK4-1/8	289	RC60E50B12	487	RED28/18LOMDCF	113
R20X2.571	222	R63PK6-1/4	289	RC81E50B12	487	RED28/22LOMDCF	113
R20X2.5CF	222	R63PK6-1/8	289	RC83E50B12	488	RED28L/16SOMDCF	113
R20X271	222	R63PK8-1/4	289	RC84E50B12	488	RED28L/25SOMDCF	113



Apex Fluid Power Ltd.

Alphanumeric Index

RED30/06SOMDCF	114	RHD25SOMDCF	260	RI11/2EDX1/2CF	115	S3BMB12-1/2	299
RED30/08SOMDCF	114	RHD28LOMDCF	260	RI11/2EDX11/4CF	115	S3BMB12-3/8	299
RED30/10SOMDCF	114	RHD30SOMDCF	260	RI11/2EDX1CF	115	S3BMB14-1/2	299
RED30/12SOMDCF	114	RHD35LOMDCF	260	RI11/2EDX3/4CF	115	S3BMB14-3/8	299
RED30/16SOMDCF	114	RHD38SOMDCF	260	RI11/4EDX1/2CF	115	S3BMB16-1/2	299
RED30/20SOMDCF	114	RHD42LOMDCF	260	RI11/4EDX11/2CF	115	S3BMB6-1/4	299
RED30/25SOMDCF	114	RHD11/2CF	261	RI11/4EDX1CF	115	S3BMB6-1/8	299
RED30S/22LOMDCF	114	RHD11/4CF	261	RI11/4EDX3/4CF	115	S3BMB8-1/4	299
RED30S/28LOMDCF	114	RHD11/8CF	261	RI1EDX1/2CF	115	S3BMB8-1/8	299
RED35/06LOMDCF	113	RHD11/2CF	261	RI1EDX1/4CF	115	S4000	507
RED35/08LOMDCF	113	RHD11/4CF	261	RI1EDX11/2CF	115	S4400	507
RED35/10LOMDCF	113	RHD1CF	261	RI1EDX11/4CF	115	S4800	507
RED35/12LOMDCF	113	RHD13/4CF	261	RI1EDX3/4CF	115	S5200	507
RED35/15LOMDCF	113	RHD13/8CF	261	RI1EDX3/8CF	115	S5600	507
RED35/18LOMDCF	113	RHV06LREDOMDCF	261	RI2EDX11/2CF	115	S63PK10-1/4	289
RED35/22LOMDCF	113	RHV06SREDOMDCF	261	RI3/4EDX1/2CF	115	S63PK10-3/8	289
RED35/28LOMDCF	113	RHV08LREDOMDCF	261	RI3/4EDX1/4CF	115	S63PK12-1/2	289
RED35L/25SOMDCF	113	RHV08SREDOMDCF	261	RI3/4EDX11/2CF	115	S63PK12-1/4	289
RED35L/30SOMDCF	113	RHV10LREDOMDCF	261	RI3/4EDX11/4CF	115	S63PK12-3/8	289
RED38/06SOMDCF	114	RHV10SREDOMDCF	261	RI3/4EDX1CF	115	S63PK4-1/4	289
RED38/08SOMDCF	114	RHV12LREDOMDCF	261	RI3/4EDX3/8CF	115	S63PK4-1/8	289
RED38/10SOMDCF	114	RHV12SREDOMDCF	261	RI3/8EDX1/2CF	115	S63PK6-1/4	289
RED38/12SOMDCF	114	RHV14SREDOMDCF	261	RI3/8EDX1/4CF	115	S63PK6-1/8	289
RED38/16SOMDCF	114	RHV15LREDOMDCF	261	RI3/8EDX1/8CF	115	S63PK8-1/4	289
RED38/20SOMDCF	114	RHV16SREDOMDCF	261	RI3/8EDX3/4CF	115	S63PK8-1/8	289
RED38/25SOMDCF	114	RHV18LREDOMDCF	261	ROV06LCF	118	S63PK8-3/8	289
RED38/30SOMDCF	114	RHV20SREDOMDCF	261	ROV06SCF	118	S63PMK4-1/8	295
RED38S/28LOMDCF	114	RHV22LREDOMDCF	261	ROV08LCF	118	S63PMK6-1/4	295
RED38S/35LOMDCF	114	RHV25SREDOMDCF	261	ROV08SCF	118	S63PMK6-1/8	295
RED42/10LOMDCF	113	RHV28LREDOMDCF	261	ROV10LCF	118	S6400	507
RED42/12LOMDCF	113	RHV30SREDOMDCF	261	ROV10SCF	118	S64PK10-1/4	287
RED42/15LOMDCF	113	RHV38SREDOMDCF	261	ROV12LCF	118	S64PK10-3/8	287
RED42/18LOMDCF	113	RHV42LREDOMDCF	261	ROV12SCF	118	S64PK12-1/4	287
RED42/22LOMDCF	113	RHZ06LREDOMDCF	262	ROV14SCF	118	S64PK12-3/8	287
RED42/28LOMDCF	113	RHZ06SMEDOMDCF	262	ROV15LCF	118	S64PK14-1/2	287
RED42/35LOMDCF	113	RHZ06SREDOMDCF	262	ROV16SCF	118	S64PK4-1/4	287
RED42L/30SOMDCF	113	RHZ08LREDOMDCF	262	ROV18LCF	118	S64PK4-1/8	287
RED42L/38SOMDCF	113	RHZ08SREDOMDCF	262	ROV20SCF	118	S64PK6-1/4	287
RG2HLTS061	247	RHZ10LMEDOMDCF	262	ROV22LCF	118	S64PK6-1/8	287
RG2HLTS101	247	RHZ210LREDOMDCF	262	ROV25SCF	118	S64PK8-1/4	287
RG2HLTS131	247	RHZ22LREDOMDCF	262	ROV28LCF	118	S64PK8-1/8	287
RG2HLTS171	247	RHZ212SREDOMDCF	262	ROV30SCF	118	S64PK8-3/8	287
RG2HLTS201	247	RHZ215LREDOMDCF	262	ROV35LCF	118	S64PMK6-1/4	297
RG2HLTS251	247	RHZ16SREDOMDCF	262	ROV38SCF	118	S64PMK6-1/8	297
RG2HMO121	247	RHZ18LREDOMDCF	262	ROV42LCF	118	S68PK4M5	291
RG2HMO141	247	RHZ20SREDOMDCF	262	RSD-501-22BMCL-F	214	S68PK6M5	291
RG2HMO181	247	RHZ22LREDOMDCF	262	RSD-501-22MM-F	214	S68PK8M12	291
RG2HMO221	247	RHZ25SMEDOMDCF	262	RSD-501-8HMF-F	214	S68PK8M16	291
RG2HMO281	247	RHZ25SREDOMDCF	262	RUBAN PTFE	562	S7200	507
RG2HMO361	247	RHZ28LMEDOMDCF	262	RVP13CF	262	S8000	507
RG2HMO451	247	RHZ28LREDOMDCF	262	RVP13CF	262	S8800	507
RG2HMO561	247	RHZ30SREDOMDCF	262	RVP20CF	262	S9600	507
RG2HMO701	247	RHZ35LREDOMDCF	262	RVP24CF	262	SA...SW	
RHD06LOMDCF	260	RHZ38SREDOMDCF	262	So...S9		SA01E24B12	493
RHD06SOMDCF	260	RHZ42LREDOMDCF	262	S0600	507	SA05E24B12	493
RHD08LOMDCF	260	RI1/2EDX1/4CF	115	S0800	507	SA0FEE115B12	493
RHD08SOMDCF	260	RI1/2EDX1/8CF	115	S1000	507	SA0FEE57B24	493
RHD10LOMDCF	260	RI1/2EDX11/4CF	115	S1040	507	SAB.1562.10	245
RHD10SOMDCF	260	RI1/2EDX1CF	115	S1200	507	SAB.1563.10	245
RHD12LOMDCF	260	RI1/2EDX3/4CF	115	S1600	507	SBAX	514
RHD12SOMDCF	260	RI1/2EDX3/8CF	115	S2000	507	SC-811	544
RHD14SOMDCF	260	RI1/4EDX1/2CF	115	S2400	507	SCA-1/2-EMA-3	545
RHD15LOMDCF	260	RI1/4EDX1/8CF	115	S2800	507	SCA-1/2-M22X1.5ED	552
RHD16SOMDCF	260	RI1/4EDX3/4CF	115	S3200	507	SCA-1/2-PQC	545
RHD18LOMDCF	260	RI1/8EDX3/8CF	115	S3600	507	SCA-1/4-EMA-3-ELCF	545
RHD20SOMDCF	260	RI1/8EDX1/4CF	115	S3BMB10-1/4	299	SCA-1/4-EMA-3-S	545
RHD22LOMDCF	260	RI1/8EDX3/8CF	115	S3BMB10-3/8	299	SCA-1/4-M22X1.5-ED	552



Alphanumeric Index

SCA-1/4-PQC	545	SCM-152-0-02	541	SH8-63-BSPP	201	SKAR25/20X4	174
SC-ACC-01	543	SCM-152-1-02	541	SKA06X1.5	173	SKAR30/16X2	174
SCA-EMA-3/1	545	SCM-152-2-02	541	SKA08X1.5	173	SKAR30/25X3	174
SCA-EMA-3/2	545	SCM-330-2-02	544	SKA08X2	173	SKAR30/25X4	174
SCA-EMA-3/3	541	SCM-340-2-02	542	SKA10X1	173	SKAR38/16X2	174
SCA-EMA-3/4	545	SCM-500-00-00	543	SKA10X1.5	173	SKAR38/20X2.5	174
SCAF-3/4-90	550	SCM-500-01-00	543	SKA10X2	173	SKAR38/25X3	174
SCAQ-060	547	SCM-500-01-01	543	SKA10X2RB	174	SKAR38/25X4	174
SCAQ-GIR1/2A4CX	547	SCM6-316	458	SKA12X1.5	173	SKAR38/30X4	174
SCA-TT-10-1/2	548	SCMA-VADC-600	546	SKA12X2	173	SLA0X	514
SCA-TT-10-100	549	SCPT-600-02-02	541	SKA12X2.5	173	SLA2X	514
SCA-TT-10-SD	548	SCQ-060-10-07	551	SKA12X2.5RB	174	SLA3X	514
SC-BAT-340	544	SCQ-150-0-02	546	SKA14X2	173	SLA4X	514
SCC-340	541	SCQ-150-10-07	551	SKA14X3	173	SLA5X	514
SCC-500	543	SCRPM-220	546	SKA15X2	173	SLA6X	514
SCC-DRV-300	541	SCRPM-A-001	546	SKA15X2.5	173	SMA1-1000CF	538
SCE-020-01	559	SCRPM-A-002	546	SKA16X1.5	173	SMA1-1500CF	538
SCE-020-02	559	SCSD-S27	549	SKA16X2	173	SMA1-400CF	538
SCFT-150-DRV	541	SCSN-410	559	SKA16X2.5	173	SMA3-1000CF	540
SCFT-150-DRV-C2-05	547	SCSN-450	544	SKA16X3	173	SMA3-1500CF	540
SCK-006	552	SCSN-460	544	SKA16X3RB	174	SMA3-2000CF	540
SCK-009	544	SCT-150-0-02	545	SKA18X2.5	173	SMA3-200CF	540
SCK-102-03-02	541	SCT-150-04-02	542	SKA20X2	173	SMA3-2500CF	540
SCK-102-05-02	542	SCTA-400-02	546	SKA20X2.5	173	SMA3-300CF	540
SCK-102-05-12	545	SCTSD-150-00-06	548	SKA20X3	173	SMA3-3200CF	540
SCK-145	552	SCTSD-150-00-07	548	SKA20X3.5	173	SMA3-4000CF	540
SCK-155	552	SCTSD-150-10-05	548	SKA20X4	173	SMA3-400CF	540
SCK-318-02-35	544	SCTSD-150-10-07	548	SKA20X4RB	174	SMA3-630CF	540
SCK-318-05-21	544	SCTT-10-100-07	548	SKA22X2.5	173	SMA3-800CF	540
SCK-400-02-45	552	SCTT-10-250-07	548	SKA25X3	173	SP08/050/K+S	364
SCK-400-02-55	552	SCVF-015-00-02	547	SKA25X4	173	SP12/075/K+S	364
SCK-400-05-45	552	SCVF-060-00-02	547	SKA25X4RB	174	SS0600N	508
SCK-400-05-55	552	SG-060	503	SKA25X5	173	SS0800N	508
SCK-400-05-56	552	SG-066	503	SKA25X5RB	174	SS1000N	508
SCK-400-10-45	552	SG-072	503	SKA28X2.5	173	SS1040N	508
SCK-400-10-55	552	SG-084	503	SKA28X3	173	SS1200N	508
SCK-401-0.5-4F-4M	545	SG-097	503	SKA30X3	173	SS1600N	508
SCK-401-02-4F-4M	545	SG-106	503	SKA30X4	173	SS2000N	508
SCK-401-05-4F-4M	543	SG-113	503	SKA30X4RB	174	SS2400N	508
SCK-401-10-4F-4M	545	SG-122	503	SKA30X5	173	SS2800N	508
SCK-401-20-4F-4M	545	SG-131	503	SKA30X5RB	174	SS3200N	508
SCK-401-4M	543	SG-155	503	SKA30X6	173	SS3600N	508
SCK-401-R	543	SG-161	503	SKA35X3.5	173	SS4000N	508
SCK-410-03-45-45	548	SG-166	503	SKA35X4	173	SS4400N	508
SCKIT-152-0-600	541	SG-182	503	SKA38X4	173	SS4800N	508
SCKIT-152-1-00	541	SG-209	503	SKA38X5	173	SS5200N	508
SCKIT-152-2-00	541	SG-220	503	SKA38X5RB	174	SS5600N	508
SCKIT-152-PQ	541	SG-232	503	SKA38X6	173	SS6400N	508
SCKIT-340-00	542	SG-270	503	SKA38X6RB	174	SS7200N	508
SCKIT-340-PTQ	542	SG-292	503	SKA42X3	173	SS8000N	508
SCKIT-500-00-00	543	SH2-62	201	SKA42X4	173	SS8800N	508
SCKIT-500-01-00	543	SH2-62-BSPP	201	SKAR10/06X1.5	174	SS9600N	508
SCKIT-500-01-01	543	SH2-63	201	SKAR10/08X1.5	174	SSH2-62Y	202
SCLSD-250-10-07	549	SH2-63-BSPP	201	SKAR10/08X2	174	SSH2-62Y-BSPP	202
SCLSD-370-00-07	549	SH3-62-BSPP	201	SKAR12/08X2	174	SSH2-63Y	202
SCLSD-370-10-07	549	SH3-63-BSPP	201	SKAR12/10X1.5	174	SSH2-63Y-BSPP	202
SCLSD-520-00-07	549	SH4-62	201	SKAR16/10X2	174	SSH3-62Y	202
SCLSD-520-10-07	549	SH4-62-BSPP	201	SKAR16/12X2	174	SSH3-62Y-BSPP	202
SCLTSD-250-00-07	550	SH4-63	201	SKAR16/12X2.5	174	SSH3-63Y	202
SCLTSD-250-10-07	550	SH4-63-BSPP	201	SKAR20/12X2.5	174	SSH3-63Y-BSPP	202
SCLTSD-370-00-07	550	SH6-62	201	SKAR20/16X2.5	174	SSH4-62Y	202
SCLTSD-370-10-07	550	SH6-62-BSPP	201	SKAR20/16X3	174	SSH4-62Y-BSPP	202
SCLTSD-520-00-07	550	SH6-63	201	SKAR25/12X2.5	174	SSH4-63Y	202
SCLTSD-520-10-07	550	SH6-63-BSPP	201	SKAR25/16X3	174	SSH4-63Y-BSPP	202
SCLV-PTQ-300	547	SH8-62	201	SKAR25/20X2	174	SSH6-62Y	202
SCM10-316	458	SH8-62-BSPP	201	SKAR25/20X2.5	174	SSH6-62Y-BSPP	202
SCM12-316	458	SH8-63	201	SKAR25/20X3	174	SSH6-63Y	202



Apex Fluid Power Ltd.

Alphanumeric Index

SSH6-63Y-BSPP	202	SWVE18LROMDCF	96	TH10LRKDSOMDCF	99	TMMC55	220
SSH8-62Y	202	SWVE20SRMOMDCF	96	TH10LROMDCF	99	TMMC5533	220
SSH8-62Y-BSPP	202	SWVE22LROMDCF	103	TH10SRKDSOMDCF	99	TMMC5533Q	220
SSH8-63Y	202	SWVE22LROMDCF	96	TH12LMKDSOMDCF	105	TMMC5555	220
SSH8-63Y-BSPP	202	SWVE25SRMOMDCF	96	TH12LMOMDCF	105	TMMC5555Q	220
SSLA0X	514	SWVE30SRMOMDCF	96	TH12LRKDSOMDCF	99	TMMC55Q	220
SSLA2/SSB1X	514	TO...T6		TH12LROMDCF	99	TMMC77	220
SSLA3X	514	T06L71X	83	TH12SMOMDCF	105	TMMC7755	220
SSLA4X	514	T06LCFX	83	TH12SRKDSOMDCF	99	TMMC7755Q	220
SSLA5X	514	T06S71X	83	TH12SRMOMDCF	99	TMMC77Q	220
SSLA6X	514	T06SCFX	83	TH15LRKDSOMDCF	99	TPLS10	161
ST02E200B12	494	T08L71X	83	TH16SMOMDCF	105	TPLS12	161
SV06L0MD71	87	T08LCFX	83	TH16SRKDSOMDCF	99	TPLS12-10	161
SV06L0MDCF	87	T08S71X	83	TH16SRMOMDCF	99	TPLS15	161
SV06SOMDCF	87	T08SCFX	83	TH18LRKDSOMDCF	99	TPLS16	161
SV08L0MD71	87	T10L71X	83	TH18LROMDCF	99	TPLS18	161
SV08L0MDCF	87	T10LCFX	83	TH20SMOMDCF	105	TPLS20	161
SV08SOMDCF	87	T10S71X	83	TH20SRKDSOMDCF	99	TPLS22	161
SV10L0MD71	87	T10SCFX	83	TH22LROMDCF	99	TPLS25	161
SV10L0MDCF	87	T12L71X	83	TH25SRKDSOMDCF	99	TPLS28	161
SV10SOMD71	87	T12LCFX	83	TH28LRKDSOMDCF	99	TPLS30	161
SV10SOMDCF	87	T12S71X	83	TH30SRKDSOMDCF	99	TPLS32	161
SV12L0MD71	87	T12SCFX	83	TH3-2-12VDC	524	TPLS35	161
SV12L0MDCF	87	T15L71X	83	TH3-3	524	TPLS38	161
SV12SOMD71	87	T15LCFX	83	TH35LROMDCF	99	TPLS6	161
SV12SOMDCF	87	T16S71X	83	TL22E50B12	485	TPLS8	161
SV14SOMDCF	87	T16SCFX	83	TL55E50B12	485	TPU10x1.5/xxx-25	313
SV15L0MD71	87	T18L71X	83	TL60E50B12	486	TPU10x1.5D/xxx-25	313
SV15L0MDCF	87	T18LCFX	83	TL86E50B12	486	TPU12x2/xxx-25	313
SV16SOMD71	87	T20S71X	83	TL510	161	TPU16x2.5/xxx-25	313
SV16SOMDCF	87	T20SCFX	83	TL510-8	161	TPU3x0.5/xxx-25	313
SV18L0MD71	87	T22L71X	83	TLS12	161	TPU4x0.75/xxx-25	313
SV18L0MDCF	87	T22LCFX	83	TLS16	161	TPU4x0.75D/xxx-25	313
SV20SOMD71	87	T25S71X	83	TLS20	161	TPU6x1-/xxx25	313
SV20SOMDCF	87	T25SCFX	83	TLS20-18	161	TPU6x1D/xxx-25	313
SV22L0MD71	87	T28L71X	83	TLS25	161	TPU8x1.25/xxx-25	313
SV22L0MDCF	87	T28LCFX	83	TLS32	161	TPU8x1.25D/xxx-25	313
SV25SOMD71	87	T2ESPK4	290	TLS32-28	161	TR06/08/06LCFX	86
SV25SOMDCF	87	T2ESPK4-6	290	TLS32-30	161	TR08/06/08LCFX	86
SV28L0MD71	87	T2ESPK6	290	TLS38	161	TR08/10/08LCFX	86
SV28L0MDCF	87	T2ESPK8	290	TLS6	161	TR08/12/08LCFX	86
SV30SOMD71	87	T30S71X	83	TLS6-8	161	TR10/06/10LCFX	86
SV30SOMDCF	87	T30SCFX	83	TLT	296	TR10/08/10LCFX	86
SV35L0MD71	87	T35L71X	83	TMA/TMB1VERZX	514	TR10/15/10LCFX	86
SV35L0MDCF	87	T35LCFX	83	TMFC3333	220	TR12/06/12LCFX	86
SV38SOMDCF	87	T38S71X	83	TMFC3333Q	220	TR12/08/08LCFX	86
SV42L0MD71	87	T38SCFX	83	TMFC333BR	220	TR12/08/08SCFX	86
SV42L0MDCF	87	T42L71X	83	TMFC333YA	220	TR12/08/12LCFX	86
SWVE06LROMDCF	103	T42LCFX	83	TMFC333YB	220	TR12/10/10LCFX	86
SWVE06LROMDCF	96	T53006	353	TMFC5533	220	TR12/10/12LCFX	86
SWVE06SMOMDCF	103	T63006A	353	TMFC5533Q	220	TR12/10/12SCFX	86
SWVE08LROMDCF	103	TF...TX		TMFC5555	220	TR12/15/12LCFX	86
SWVE08LROMDCF	96	TFDE_THREADIDBOARD	557	TMFC5555Q	220	TR12/16/12SCFX	86
SWVE08SMOMDCF	103	TH06LMKDSOMDCF	105	TMFC55AAR	220	TR12/18/12LCFX	86
SWVE08SRMOMDCF	96	TH06LMOMDCF	105	TMFC55B	220	TR15/06/15LCFX	86
SWVE10LMOMDCF	103	TH06LRKDSOMDCF	99	TMFC55QB	220	TR15/10/15LCFX	86
SWVE10LROMDCF	96	TH06LROMDCF	99	TMFC55QBBR	220	TR15/12/12LCFX	86
SWVE10SMOMDCF	103	TH06SRKDSOMDCF	99	TMFC7755	220	TR15/12/15LCFX	86
SWVE10SRMOMDCF	96	TH06SRMOMDCF	99	TMFC7755Q	220	TR15/15/12LCFX	86
SWVE12LMOMDCF	103	TH08LMKDSOMDCF	105	TMFC77B	220	TR16/08/16SCFX	86
SWVE12LROMDCF	96	TH08LMOMDCF	105	TMFC77BBR	220	TR16/10/16SCFX	86
SWVE12SRMOMDCF	96	TH08LRKDSOMDCF	99	TMFC77QB	220	TR16/12/16SCFX	86
SWVE14SRMOMDCF	96	TH08LROMDCF	99	TMFC77QBBR	220	TR16/20/16SCFX	86
SWVE15LMOMDCF	103	TH08SRKDSOMDCF	99	TMMC33	220	TR18/10/10LCFX	86
SWVE15LROMDCF	96	TH08SRMOMDCF	99	TMMC3333	220	TR18/10/18LCFX	86
SWVE16SRMOMDCF	96	TH10LMKDSOMDCF	105	TMMC3333Q	220	TR18/12/18LCFX	86
SWVE18LMOMDCF	103	TH10LMOMDCF	105	TMMC33Y	220	TR18/15/18LCFX	86



Alphanumeric Index

TR20/10/20SCFX	86	UCA 05	250	VKA3/12ZSCF	539	VSTI22X1.5ORCF	117
TR20/12/20SCFX	86	USA/USB1X	514	VKA3/14ZSCF	539	VSTI26X1.5EDCF	116
TR20/16/20SCFX	86	VB...VU		VKA3/15ZLCF	539	VSTI26X1.5ORCF	117
TR20/25/20SCFX	86	VB12-Q-NQ-5	352	VKA3/16ZSCF	539	VSTI27X2EDCF	116
TR22/10/22LCFX	86	VB22-Q-NQ-5	352	VKA3/18ZLCF	539	VSTI27X2ORCF	117
TR22/12/22LCFX	86	VB42-Q-NQ-5	352	VKA3/20ZSCF	539	VSTI3/4ED71	117
TR22/15/15LCFX	86	VERG-14	198	VKA3/22ZLCF	539	VSTI3/4EDCF	117
TR22/15/22LCFX	86	VERG-19	198	VKA3/25ZSCF	539	VSTI3/8ED71	117
TR22/18/18LCFX	86	VH0471X	119	VKA3/28ZLCF	539	VSTI3/8EDCF	117
TR22/18/22LCFX	86	VH04CFX	119	VKA3/30ZSCF	539	VSTI33X2EDCF	116
TR25/16/25SCFX	86	VH0571X	119	VKA3/35ZLCF	539	VSTI33X2ORCF	117
TR25/20/25SCFX	86	VH05CFX	119	VKA3/38ZSCF	539	VSTI42X2EDCF	116
TR25/30/25SCFX	86	VH0671X	119	VKA3/42ZLCF	539	VSTI42X2ORCF	117
TR28/12/28LCFX	86	VH06CFX	119	VKA30CF	116	VSTI48X2EDCF	116
TR28/15/28LCFX	86	VH0771X	119	VKA35CF	116	VSTI48X2ORCF	117
TR28/18/28LCFX	86	VH07CFX	119	VKA38CF	116	VSTI8X1ORCF	117
TR28/22/22LCFX	86	VH0871X	119	VKA42CF	116	VURG-4	198
TR28/22/28LCFX	86	VH08CFX	119	VOM006LX	528	WO...W4	
TR2PK10-4	292	VH0971X	119	VOM006SX	528	W06L71X	84
TR2PK10-6	292	VH09CFX	119	VOM008LX	528	W06LCFX	84
TR2PK10-8	292	VH1071X	119	VOM008SX	528	W06S71X	84
TR2PK12-10	292	VH10CFX	119	VOM010LX	528	W06SCFX	84
TR2PK12-6	292	VH1571X	119	VOM010SX	528	W08L71X	84
TR2PK12-8	292	VH15CFX	119	VOM012LX	528	W08LCFX	84
TR2PK14-10	292	VH1871X	119	VOM012SX	528	W10L71X	84
TR2PK14-12	292	VH18CFX	119	VOM014SX	528	W10LCFX	84
TR2PK14-8	292	VH1971X	119	VOM015LX	528	W10S71X	84
TR2PK6-4	292	VH19CFX	119	VOM016SX	528	W10SCFX	84
TR2PK8-4	292	VH2471X	119	VOM018LX	528	W12L71X	84
TR2PK8-6	292	VH24CFX	119	VOM020SX	528	W12LCFX	84
TS01E400B12	495	VH2571X	119	VOM022LX	528	W12S71X	84
TS11A/B1X	513	VH25CFX	119	VOM025SX	528	W12SCFX	84
TS11A/B2X	513	VH31CFX	119	VOM028LX	528	W14SCFX	84
TS14A/B1X	513	VH33CFX	119	VOM030SX	528	W15L71X	84
TS14A/B2X	513	VH3871X	119	VOM035LX	528	W15LCFX	84
TS30A/B1X	513	VH38CFX	119	VOM038SX	528	W16S71X	84
TS30A/B2X	513	VKA0671	116	VOM042LX	528	W16SCFX	84
TS90E200B12	496	VKA06CF	116	VQB12-Q-0-5	354	W18L71X	84
TXS10	147	VKA0871	116	VQB22-Q-0-5	354	W18LCFX	84
TXS12	147	VKA08CF	116	VQB42-Q-0-5	354	W20S71X	84
TXS15	147	VKA1/06LCF	537	VSTI1/2ED71	117	W20SCFX	84
TXS16	147	VKA1/08LCF	537	VSTI1/2EDCF	117	W22L71X	84
TXS18	147	VKA1/08SCF	537	VSTI1/4ED71	117	W22LCFX	84
TXS20	147	VKA1/10LCF	537	VSTI1/4EDCF	117	W25S71X	84
TXS25	147	VKA1/12LCF	537	VSTI1/8ED71	117	W25SCFX	84
TXS28	147	VKA1071	116	VSTI1/8EDCF	117	W28L71X	84
TXS30	147	VKA10CF	116	VSTI10X1ED71	116	W28LCFX	84
TXS32	147	VKA1271	116	VSTI10X1EDCF	116	W30S71X	84
TXS35	147	VKA12CF	116	VSTI10X1ORCF	117	W30SCFX	84
TXS38	147	VKA14CF	116	VSTI11/2ED71	117	W35L71X	84
TXS6	147	VKA1571	116	VSTI11/2EDCF	117	W35LCFX	84
TXS8	147	VKA15CF	116	VSTI11/4ED71	117	W38S71X	84
TXSS10	147	VKA1671	116	VSTI11/4EDCF	117	W38SCFX	84
TXSS12	147	VKA16CF	116	VSTI12X1.5ED71	116	W42L71X	84
TXSS16	147	VKA18CF	116	VSTI12X1.5EDCF	116	W42LCFX	84
TXSS20	147	VKA20CF	116	VSTI12X1.5ORCF	117	WA...WZ	
TXSS25	147	VKA22CF	116	VSTI14X1.5EDCF	116	WAS06LX	171
TXSS30	147	VKA25CF	116	VSTI14X1.5ORCF	117	WAS08LX	171
TXSS38	147	VKA2871	116	VSTI16X1.5EDCF	116	WAS10LX	171
TXSS6	147	VKA28CF	116	VSTI16X1.5ORCF	117	WAS10SX	171
TXSS8	147	VKA3/06ZLCF	539	VSTI18X1.5EDCF	116	WAS12LX	171
UC...US		VKA3/06ZSCF	539	VSTI18X1.5ORCF	117	WAS12SX	171
UCA 01	250	VKA3/08ZLCF	539	VSTI1ED71	117	WAS14SX	171
UCA 02	250	VKA3/08ZSCF	539	VSTI1EDCF	117	WAS15LX	171
UCA 03	250	VKA3/10ZLCF	539	VSTI20X1.5ED71	116	WAS16SX	171
UCA 04	250	VKA3/10ZSCF	539	VSTI20X1.5EDCF	116	WAS18LX	171
		VKA3/12ZLCF	539	VSTI22X1.5EDCF	116	WAS20SX	171



Apex Fluid Power Ltd.

Alphanumeric Index

WAS22LX	171	WEE06SRMDCF	96	WH10LRMDCF	98	WS010ABFX	387
WAS25SX	171	WEE08LRMDCF	96	WH10SMKDSOMDCF	104	WS010BBFX	387
WAS28LX	171	WEE08SRMDCF	96	WH10SMOMDCF	104	WS010CBFX	387
WAS30SX	171	WEE10LRMDCF	96	WH10SRKDSOMDCF	98	WS015BBFX	387
WAS35LX	171	WEE10SRMDCF	96	WH10SRMDCF	98	WS020CBFX	387
WAS38SX	171	WEE12LRMDCF	96	WH12LMKDSOMDCF	104	WS020DBFX	387
WAS42LX	171	WEE12SRMDCF	96	WH12LMOMDCF	104	WS020EBFX	387
WE06L1/4NPTCFX	110	WEE15LRMDCF	96	WH12LRKDSOMDCF	98	WS025DBFX	387
WE06L1/8NPTCFX	110	WEE16SRMDCF	96	WH12LRMDCF	98	WS030EBFX	387
WE06LMCFX	106	WEE18LRMDCF	96	WH12SMKDSOMDCF	104	WS030FBFX	387
WE06LR1/4CFX	100	WEE20SRMDCF	96	WH12SMOMDCF	104	WS030GBFX	387
WE06LRCFX	100	WEE22LRMDCF	96	WH12SRKDSOMDCF	98	WS035FBFX	387
WE06S1/4NPTCFX	110	WEE25SRMDCF	96	WH12SRMDCF	98	WS040GBFX	387
WE06SRCFX	100	WEE28LRMDCF	96	WH14SRKDSOMDCF	98	WS045HBFX	387
WE08L1/4NPTCFX	110	WEE30SRMDCF	96	WH15LMKDSOMDCF	104	WS055IBFX	387
WE08L1/8NPTCFX	110	WEE35LRMDCF	96	WH15LMOMDCF	104	WS055JBFX	387
WE08LMCFX	106	WEE38SRMDCF	96	WH15LRKDSOMDCF	98	WSV06LOMD71	87
WE08LR1/8CFX	100	WEE42LRMDCF	96	WH15LRMDCF	98	WSV06LOMDCF	87
WE08LR3/8CFX	100	WFS33/20SCFX	196	WH16SMKDSOMDCF	104	WSV06SOMDCF	87
WE08LRCFX	100	WFS33/20SOMDCF	196	WH16SMOMDCF	104	WSV08LOMD71	87
WE08S1/4NPTCFX	110	WFS34/28LCFX	196	WH16SRKDSOMDCF	98	WSV08LOMDCF	87
WE08SRCFX	100	WFS34/28LOMDCF	196	WH16SRMDCF	98	WSV08SOMDCF	87
WE10L1/4NPTCFX	110	WFS34/30SCFX	196	WH18LMKDSOMDCF	104	WSV10LOMD71	87
WE10L3/8NPTCFX	110	WFS34/30SOMDCF	196	WH18LMOMDCF	104	WSV10LOMDCF	87
WE10LMCFX	106	WFS35/25SCFX	196	WH18LRKDSOMDCF	98	WSV10SOMDCF	87
WE10LR3/8CFX	100	WFS35/25SOMDCF	196	WH18LRMDCF	98	WSV12LOMD71	87
WE10LRCFX	100	WFS35/35LCFX	196	WH20SMKDSOMDCF	104	WSV12LOMDCF	87
WE10S3/8NPTCFX	110	WFS35/35LOMDCF	196	WH20SMOMDCF	104	WSV12SOMDCF	87
WE10SRCFX	100	WFS36/42LCFX	196	WH20SRKDSOMDCF	98	WSV15LOMD71	87
WE12L1/2NPTCFX	110	WFS36/42LOMDCF	196	WH20SRMDCF	98	WSV15LOMDCF	87
WE12L3/8NPTCFX	110	WFS62/16SCFX	196	WH22LMKDSOMDCF	104	WSV16SOMDCF	87
WE12LR1/2CFX	100	WFS62/16SOMDCF	196	WH22LMOMDCF	104	WSV18LOMD71	87
WE12LR1/4CFX	100	WFS63/25SCFX	196	WH22LRKDSOMDCF	98	WSV18LOMDCF	87
WE12LRCFX	100	WFS63/25SOMDCF	196	WH22LRMDCF	98	WSV20SOMDCF	87
WE12S1/2NPTCFX	110	WFS64/25SCFX	196	WH25SMKDSOMDCF	104	WSV22LOMDCF	87
WE12SRCFX	100	WFS64/25SOMDCF	196	WH25SRKDSOMDCF	98	WSV25SOMDCF	87
WE14SRCFX	100	WFS64/30SCFX	196	WH25SRMDCF	98	WSV28LOMD71	87
WE15L1/2NPTCFX	110	WFS64/30SOMDCF	196	WH28LRKDSOMDCF	104	WSV28LOMDCF	87
WE15LRCFX	100	WFS65/30SCFX	196	WH28LRMDCF	98	WSV30SOMDCF	87
WE16S1/2NPTCFX	110	WFS65/30SOMDCF	196	WH28LRMDCF	98	WSV35LOMDCF	87
WE16SMCFX	106	WFS65/38SCFX	196	WH30SMKDSOMDCF	104	WSV38SOMDCF	87
WE16SRCFX	100	WFS65/38SOMDCF	196	WH30SMOMDCF	104	WSV42LOMDCF	87
WE18L1/2NPTCFX	110	WFS66/38SCFX	196	WH30SRKDSOMDCF	98	WV08LOMDCF	259
WE18LMCFX	106	WFS66/38SOMDCF	196	WH35LMKDSOMDCF	104	WV10LOMDCF	259
WE18LRCFX	100	WH06LMKDSOMDCF	104	WH35LMOMDCF	104	WV12LOMDCF	259
WE20S3/4NPTCFX	110	WH06LMOMDCF	104	WH35LRMDCF	98	WV15LOMDCF	259
WE20SRCFX	100	WH06LRKDSOMDCF	98	WH38SMKDSOMDCF	104	WZK1KOMPLX	531
WE22L3/4NPTCFX	110	WH06LRMDCF	98	WH38SRKDSOMDCF	98	WZK2KOMPLX	531
WE22LRCFX	100	WH06SMKDSOMDCF	104	WH42LRMDCF	98	YJ...	
WE25S1NPTCFX	110	WH06SMOMDCF	104	WKS-4-BLK	35	YJ2PK10	291
WE25SRCFX	100	WH06SRKDSOMDCF	98	WKS-4-BLU	35	YJ2PK4	291
WE28L1NPTCFX	110	WH06SRMDCF	98	WKS-5-BLK	35	YJ2PK6	291
WE28LRCFX	100	WH08LMKDSOMDCF	104	WKS-5-BLU	35	YJ2PK8	291
WE28LRMDCF	100	WH08LMOMDCF	104	WKS-6-BLK	35	YJ5PK4	292
WE30S1/4NPTCFX	110	WH08LRKDSOMDCF	98	WKS-6-BLU	35	YJ5PK6-4	292
WE30SRCFX	100	WH08LRMDCF	98	WKS-8-BLK	35	YJPK10	291
WE35L1/4NPTCFX	110	WH08SMKDSOMDCF	104	WKS-8-BLU	35	YJPK4	291
WE35LRCFX	100	WH08SRKDSOMDCF	98	WPB10	282	YJPK6	291
WE38SRCFX	100	WH08SRMDCF	98	WPB12	282	YJPK8	291
WE42L1/2NPTCFX	110	WH10LMKDSOMDCF	104	WPB4	282		
WE42LRCFX	100	WH10LMOMDCF	104	WPB6	282		
WEE06LRMDCF	96	WH10LRKDSOMDCF	98	WPB8	282		













Parker's Motion & Control Technologies

At Parker, we're guided by a relentless drive to help our customers become more productive and achieve higher levels of profitability by engineering the best systems for their requirements. It means looking at customer applications from many angles to find new ways to create value. Whatever the motion and control technology need, Parker has the experience, breadth of product and global reach to consistently deliver. No company knows more about motion and control technology than Parker. For further info call 00800 27 27 5374



Aerospace

Key Markets

Aftermarket services
Commercial transports
Engines
General & business aviation
Helicopters
Launch vehicles
Military aircraft
Missiles
Power generation
Regional transports
Unmanned aerial vehicles

Key Products

Control systems & actuation products
Engine systems & components
Fluid conveyance systems & components
Fluid metering, delivery & atomization devices
Fuel systems & components
Fuel tank inerting systems
Hydraulic systems & components
Thermal management
Wheels & brakes



Climate Control

Key Markets

Agriculture
Air conditioning
Construction Machinery
Food & beverage
Industrial machinery
Life sciences
Oil & gas
Precision cooling
Process
Refrigeration
Transportation

Key Products

Accumulators
Advanced actuators
CO₂ controls
Electronic controllers
Filter driers
Hand shut-off valves
Heat exchangers
Hose & fittings
Pressure regulating valves
Refrigerant distributors
Safety relief valves
Smart pumps
Solenoid valves
Thermostatic expansion valves



Hydraulics

Key Markets

Aerial lift
Agriculture
Alternative energy
Construction machinery
Forestry
Industrial machinery
Machine tools
Marine
Material handling
Mining
Oil & gas
Power generation
Refuse vehicles
Renewable energy
Truck hydraulics
Turf equipment

Key Products

Accumulators
Cartridge valves
Electrohydraulic actuators
Human machine interfaces
Hybrid drives
Hydraulic cylinders
Hydraulic motors & pumps
Hydraulic systems
Hydraulic valves & controls
Hydrostatic steering
Integrated hydraulic circuits
Power take-offs
Power units
Rotary actuators
Sensors



Pneumatics

Key Markets

Aerospace
Conveyor & material handling
Factory automation
Life science & medical
Machine tools
Packaging machinery
Transportation & automotive

Key Products

Air preparation
Brass fittings & valves
Manifolds
Pneumatic accessories
Pneumatic actuators & grippers
Pneumatic valves & controls
Quick disconnects
Rotary actuators
Rubber & thermoplastic hose & couplings
Structural extrusions
Thermoplastic tubing & fittings
Vacuum generators, cups & sensors



Apex Fluid Power Ltd.

Phone: 01228 511157

www.apexfluid.co.uk



Process Control

Key Markets

Alternative fuels
 Biopharmaceuticals
 Chemical & refining
 Food & beverage
 Marine & shipbuilding
 Medical & dental
 Microelectronics
 Nuclear Power
 Offshore oil exploration
 Oil & gas
 Pharmaceuticals
 Power generation
 Pulp & paper
 Steel
 Water/wastewater

Key Products

Analytical Instruments
 Analytical sample conditioning products & systems
 Chemical injection fittings & valves
 Fluoropolymer chemical delivery fittings, valves & pumps
 High purity gas delivery fittings, valves, regulators & digital flow controllers
 Industrial mass flow meters/controllers
 Permanent no-weld tube fittings
 Precision industrial regulators & flow controllers
 Process control double block & bleeds
 Process control fittings, valves, regulators & manifold valves



Filtration

Key Markets

Aerospace
 Food & beverage
 Industrial plant & equipment
 Life sciences
 Marine
 Mobile equipment
 Oil & gas
 Power generation & renewable energy
 Process
 Transportation
 Water Purification

Key Products

Analytical gas generators
 Compressed air filters & dryers
 Engine air, coolant, fuel & oil filtration systems
 Fluid condition monitoring systems
 Hydraulic & lubrication filters
 Hydrogen, nitrogen & zero air generators
 Instrumentation filters
 Membrane & fiber filters
 Microfiltration
 Sterile air filtration
 Water desalination & purification filters & systems



Fluid & Gas Handling

Key Markets

Aerial lift
 Agriculture
 Bulk chemical handling
 Construction machinery
 Food & beverage
 Fuel & gas delivery
 Industrial machinery
 Life sciences
 Marine
 Mining
 Mobile
 Oil & gas
 Renewable energy
 Transportation

Key Products

Check valves
 Connectors for low pressure fluid conveyance
 Deep sea umbilicals
 Diagnostic equipment
 Hose couplings
 Industrial hose
 Mooring systems & power cables
 PTFE hose & tubing
 Quick couplings
 Rubber & thermoplastic hose
 Tube fittings & adapters
 Tubing & plastic fittings



Electromechanical

Key Markets

Aerospace
 Factory automation
 Life science & medical
 Machine tools
 Packaging machinery
 Paper machinery
 Plastics machinery & converting
 Primary metals
 Semiconductor & electronics
 Textile
 Wire & cable

Key Products

AC/DC drives & systems
 Electric actuators, gantry robots & slides
 Electrohydraulic actuation systems
 Electromechanical actuation systems
 Human machine interface
 Linear motors
 Stepper motors, servo motors, drives & controls
 Structural extrusions



Sealing & Shielding

Key Markets

Aerospace
 Chemical processing
 Consumer
 Fluid power
 General industrial
 Information technology
 Life sciences
 Microelectronics
 Military
 Oil & gas
 Power generation
 Renewable energy
 Telecommunications
 Transportation

Key Products

Dynamic seals
 Elastomeric o-rings
 Electro-medical instrument design & assembly
 EMI shielding
 Extruded & precision-cut, fabricated elastomeric seals
 High temperature metal seals
 Homogeneous & inserted elastomeric shapes
 Medical device fabrication & assembly
 Metal & plastic retained composite seals
 Shielded optical windows
 Silicone tubing & extrusions
 Thermal management
 Vibration dampening



Apex Fluid Power Ltd. **SUCCESS.**

Phone: 01228 511157

www.apexfluid.co.uk



Internet: www.parkerstore.com

EMEA Product Information Centre
Free phone: 00 800 27 27 5374
(from AT, BE, CH, CZ, DE, DK, EE, ES,
FI, FR, IE, IL, IS, IT, LU, MT, NL, NO,
PL, PT, RU, SE, SK, UK, ZA).



Catalogue CORP001/UK

Chirat 01/12

©2012 Parker Hannifin Europe Sàrl,
vitzerland Branch, Etoy



Apex Fluid Power Ltd.

Phone: 01228 511157

www.apexfluid.co.uk